



**PS-10**

# Catalogue des pièces détachées



## Sommaire

Page	Catalogue
3	Station wagon type1 et type2 – 1ère mise à jour (en anglais)
44	Station wagon type1 et type2 – 1ère version (en anglais)
236	Pick-up type1 et type2 (en anglais)
273	Planches spécifiques aux véhicules équipés de la boîte de vitesse ZF (en espagnol)

### Méthodologie de recherche :

1. Commencez par rechercher la planche sur les miniatures de la 1ère mise à jour (pages 8 à 10).
2. Si la planche n'a pas été mise à jour, veuillez vous reporter aux miniature de la 1ère version du catalogue (pages 52 à 66).
3. Pour les pièces spécifiques aux pick-up, recherchez la planche sur les miniatures du catalogue pick-up (pages 240 à 242). Sinon revenez au point 1.

**PS-10 (TYPE 1 / TYPE 2)**  
**1<sup>ST</sup> REM.**

Model of catalogue	Part catalogue No.
PS-10 (TYPE 1 / TYPE 2) 1 <sup>ST</sup> REM.	791124I

**INFORMATION  
ILLUSTRATION INDEX** 1

**ENGINE** 2

**ELECTRICAL** 4

**SUSPENSION  
BRAKE** 5

**BODY** 6

**PARTS NUMBER  
INDEX** 7





## General Information

This parts catalogue is a supplement to the Basic Catalogue (code 790960-02I).

The contents of this catalogue refers to the differences between PS-10 vehicles (Type 1/Type 2) 1<sup>st</sup> REM., and PS-10 (Type 1/Type 2), referred in the basic catalogue.

When replacing any part of this vehicle, please refer to this supplement first. If the part can not be found, refer to the basic catalogue (code 790960-02I).





FIG. 35A MUFFLER

FIGURE INTEGREE AU  
CATALOGUE  
PRINCIPAL

FIG. 40 LABEL

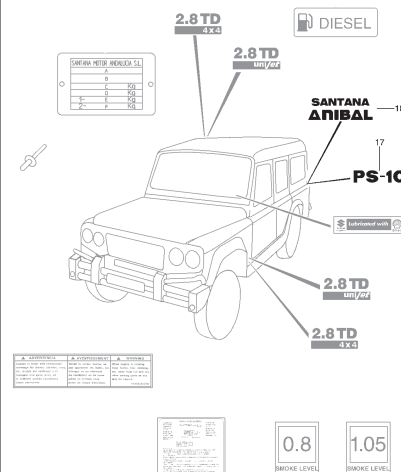


FIG. 56 ELECTRICAL CONTROL

FIGURE MISE A JOUR  
DANS LE CATALOGUE  
PRINCIPAL

FIG. 59 FRONT & ROOM LAMPS

FIGURE MISE A JOUR  
DANS LE CATALOGUE  
PRINCIPAL

INFO.  
1

FIG. 60A REAR LAMPS

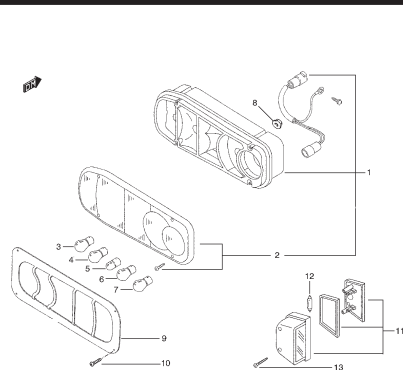


FIG. 61 WIRING HARNESS




FIG. 69 ROAD WHEEL / TIRE

FIGURE MISE A JOUR  
DANS LE CATALOGUE  
PRINCIPAL

FIG. 72 STEERING LINK & GEAR  
BOX

FIGURE MISE A JOUR  
DANS LE CATALOGUE  
PRINCIPAL

FIG. 80 CHASSIS FRAME

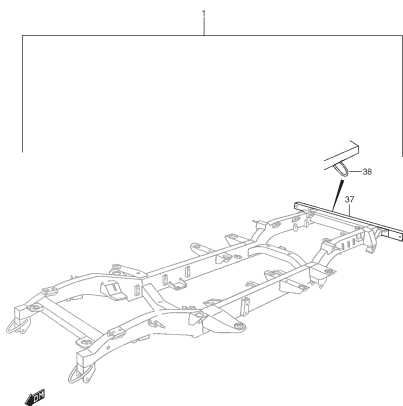


FIG. 83 FRONT FENDER

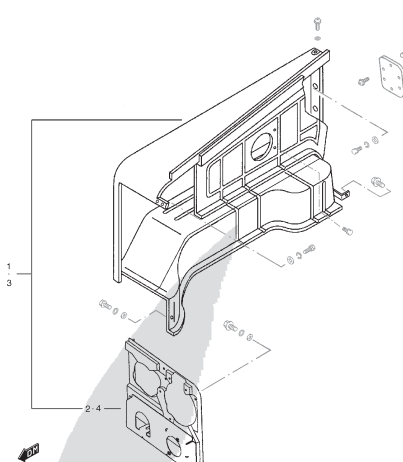


FIG. 88A REAR BODY

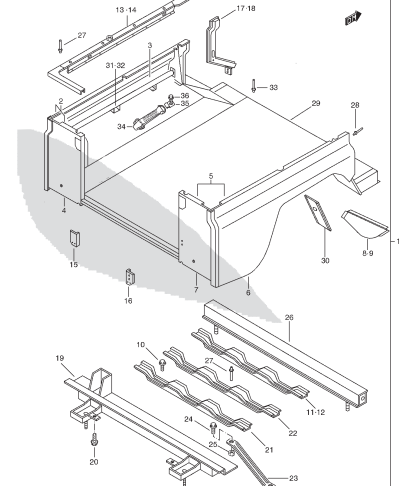


FIG. 91A FRONT BUMPER AND GRILLE

FIGURE INTEGREEE AU CATALOGUE PRINCIPAL

FIG. 93 JACK AND TOOL

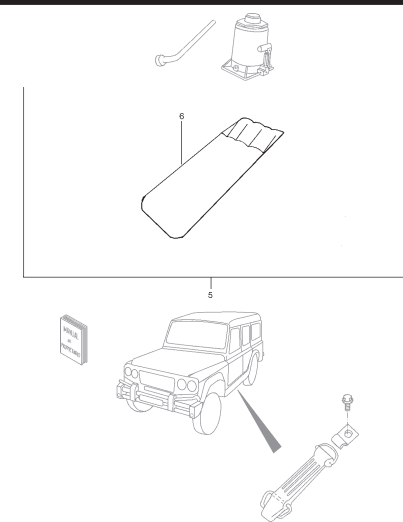


FIG. 94A INSTRUMENT PANEL

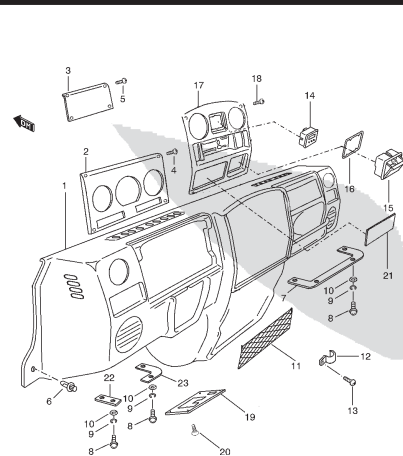


FIG. 95B FR VENTILATOR / HEATER

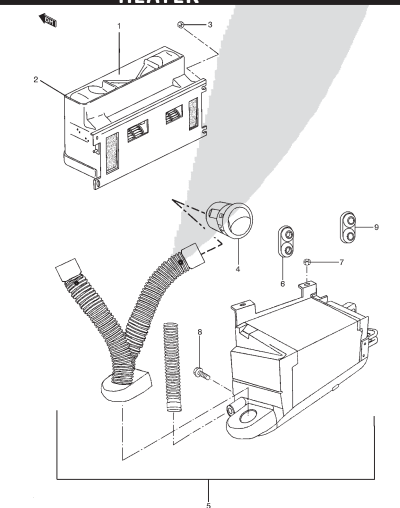


FIG. 95C RR VENTILATOR / HEATER

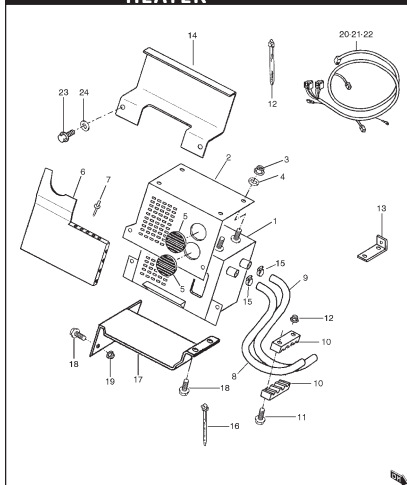


FIG. 97A ANTI-SQUEAK

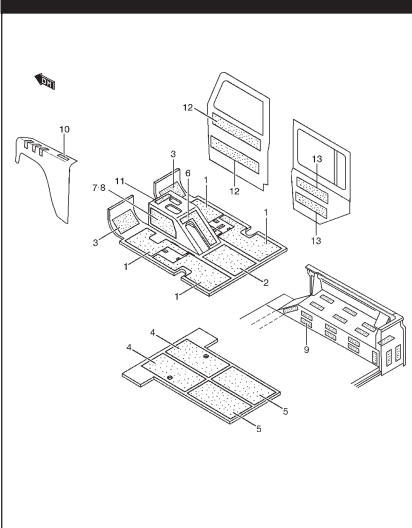


FIG. 98A FLOOR CARPET

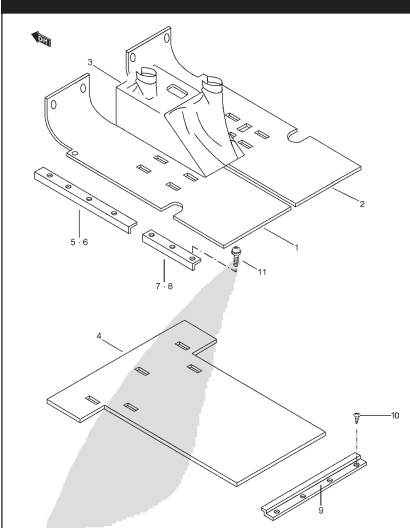


FIG. 99A INTERIOR TRIM

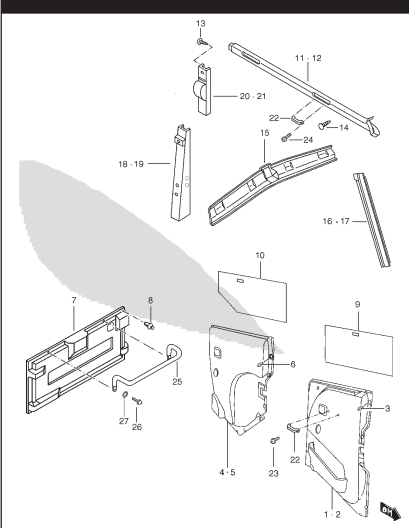


FIG. 101A GARNISH / SPLASH GUARD

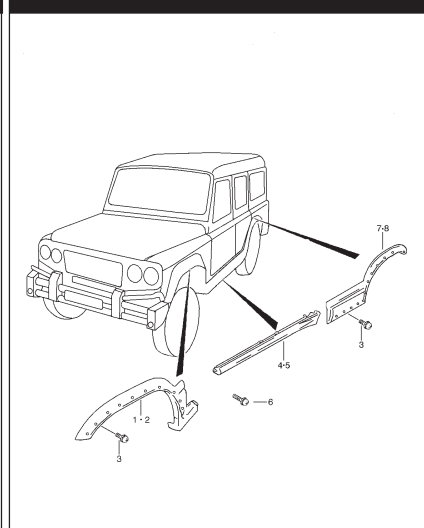

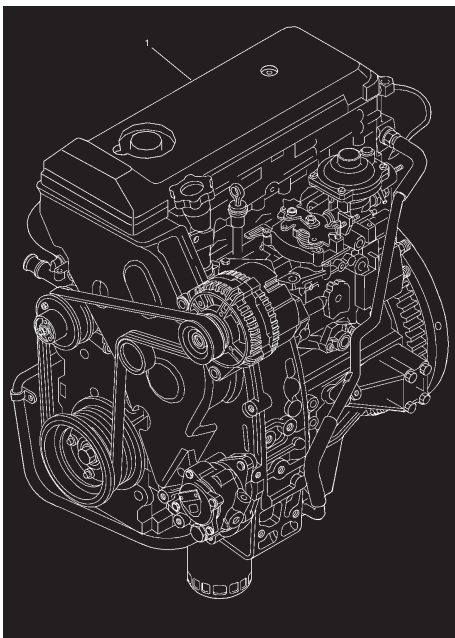


FIG. 112 FRONT SEAT



INFO.  
**1**

# ENGINE



PS-10 (TYPE 1 / TYPE 2)  
1<sup>st</sup> REM.

FIG. 40

## LABEL

REF NO.	PART NO.	DESCRIPTION	Q'TY	REMARKS
17	PS-911719	EMBLEM, "PS10" RR	1	EXC. E53
18	PS-911444	EMBLEM, "SANTANA ANIBAL"	1	E53

**2.8 TD 4x4**

**2.8 TD uni/et**

**SANTANA ANIBAL** —18

**PS-10** —17

**Lubricated with Shell**

**2.8 TD uni/et**

**2.8 TD 4x4**

**0.8 SMOKE LEVEL**

**1.05 SMOKE LEVEL**

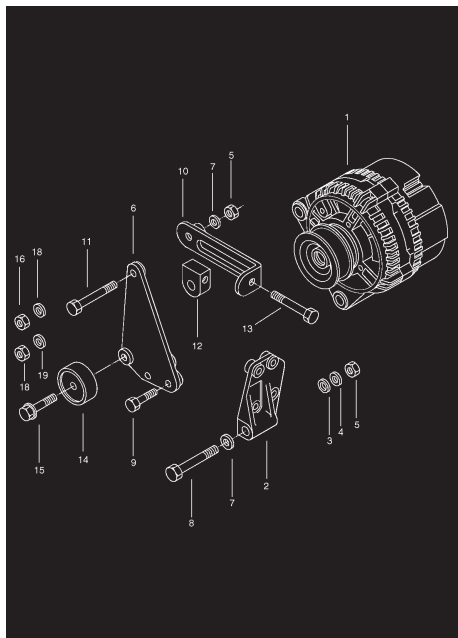
**WARNING**

**SANTANA MOTOR ANDALUCIA S.L.**

**DIESEL**

ENGINE  
2PS-10 (TYPE 1 / TYPE 2)  
1<sup>st</sup> REM.





# ELECTRICAL

ELECTRICAL

4

PS-10 (TYPE 1 / TYPE 2)  
1<sup>ST</sup> REM.

FIG. 60A

## REAR LAMPS

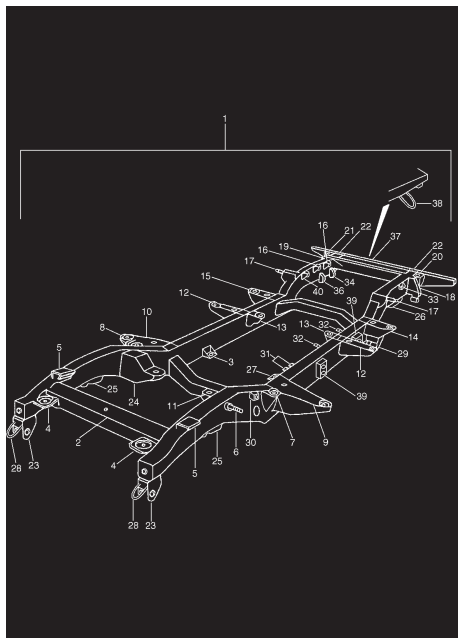
REF NO.	PART NO.	DESCRIPTION	Q'TY	REMARKS
1	PS-601039	REAR LAMP ASSY	2	
2	A610067-002	.TRANSPARENCY	2	
3	00000A00101	BULB, FLASHER LIGHT	2	
4	00000A00101	BULB, STOP LIGHT	2	
5	A610067-004	BULB, POSITION LIGHT	2	
6	00000A00101	BULB, REVERSE LIGHT	2	
7	00000A00101	BULB, REAR FOG	2	
8	08316-10083	NUT	4	
9	PS-610249	GRILLE, RR	2	
10	02112-05165	BOLT	8	
11	PS-601036	LAMP ASSY, LICENSE	2	
12	A610090-001	BULB	2	
13	02162-05123	BOLT	4	

PS-10 (TYPE 1 / TYPE 2)  
1<sup>ST</sup> REM.

FIG. 61

# WIRING HARNESS

REF NO.		PART NO.	DESCRIPTION	Q'TY	REMARKS
7-	4	PS-610320	HARNESS ASSY, WIRING MAIN	1	TYPE 1
	5	PS-610321	HARNESS ASSY, WIRING MAIN	1	TYPE 2
9-	4	PS-610319	HARNESS ASSY, WIRING FLOOR	1	TYPE 1
	5	PS-610318	HARNESS ASSY, WIRING FLOOR	1	TYPE 2
21-	2	PS-610330	WIRE, RR ROOM LAMP	1	TYPE 2
41-	1	PS-610145	WIRE, FR ROOM LAMP	1	TYPE 1
41-	2	PS-610331	WIRE, FR ROOM LAMP	1	TYPE 2
42		PS-610329	WIRE, DOOR SWITCH RH	1	TYPE 2



# BODY

BODY

6

PS-10 (TYPE 1 / TYPE 2)  
1<sup>ST</sup> REM.

FIG. 80

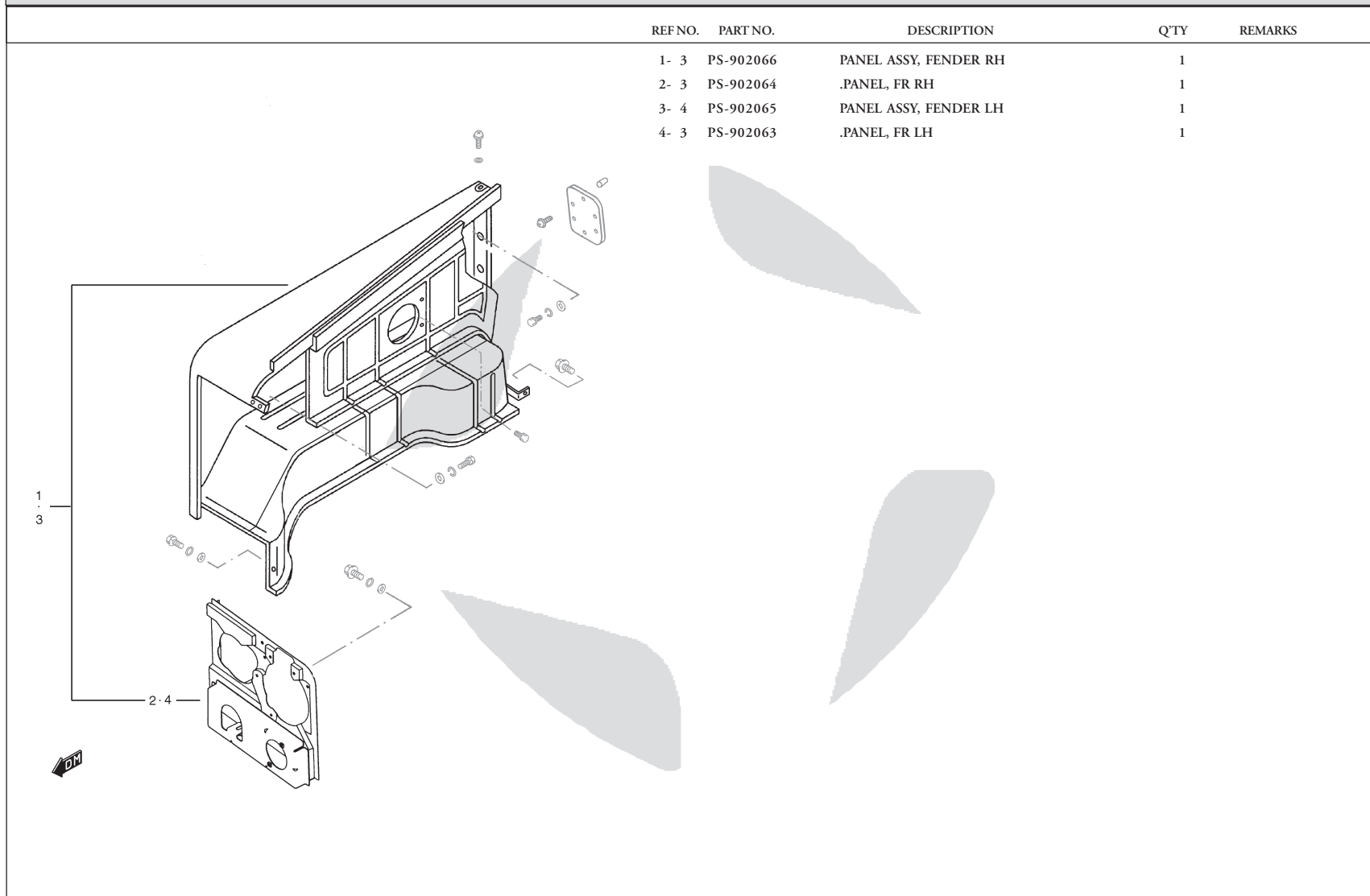
## CHASSIS FRAME

REF NO.	PART NO.	DESCRIPTION	Q'TY	REMARKS
1- 2	PS-401090	FRAME ASSY	1	N/ AUX. HEATER:EXC. W/ FR+ RR AIR CON
1- 3	PS-401091	FRAME ASSY	1	N/ AUX. HEATER:W/ FR+ RR AIR CON
1- 4	PS-401091	FRAME ASSY	1	W/ AUX. HEATER
37- 2	PS-401088	.CROSSMEMBER ASSY, 6TH	1	
38- 2	PS-410190	..HOOK, RR TOWING	1	

PS-10 (TYPE 1 / TYPE 2)  
1<sup>ST</sup> REM.

FIG. 83

FRONT FENDER



PS-10 (TYPE 1 / TYPE 2)  
1<sup>ST</sup> REM.

BODY

6

FIG. 88A

## REAR BODY

REF NO.	PART NO.	DESCRIPTION	Q'TY	REMARKS
1- 1	PS-901987	RR BODY ASSY	1	TYPE 1:N/ AUX. HEATER: W/ FR+ RR AIR CON
1- 2	PS-901983	RR BODY ASSY	1	TYPE 1:N/ AUX. HEATER: EXC. W/ FR+ RR AIR CON TYPE 1:W/ AUX. HEATER
1- 3	PS-902255	RR BODY ASSY	1	TYPE 2:7 SEATS: N/ AUX. HEATER: W/ FR+ RR AIR CON
1- 4	PS-902257	RR BODY ASSY	1	TYPE 2:7 SEATS: N/ AUX. HEATER: EXC. W/ FR+ RR AIR CON TYPE 2:7 SEATS: W/ AUX. HEATER
1- 5	PS-901985	RR BODY ASSY	1	TYPE 2:EXC. 7 SEATS: N/ AUX. HEATER: W/ FR+ RR AIR CON
1- 6	PS-901991	RR BODY ASSY	1	TYPE 2:EXC. 7 SEATS: N/ AUX. HEATER: EXC. W/ FR+ RR AIR CON TYPE 2:EXC. 7 SEATS: W/ AUX. HEATER
2- 1	PS-901981	.SIDE PANEL ASSY, LH	1	N/ AUX. HEATER: W/ FR+ RR AIR CON
2- 2	PS-901976	.SIDE PANEL ASSY, LH	1	N/ AUX. HEATER: EXC. W/ FR+ RR AIR CON W/ AUX. HEATER
3	PS-901941	..SIDE PANEL, LH	1	
4	PS-901969	..RR PANEL, LH	1	
5	PS-901977	.SIDE PANEL ASSY, RH	1	
6	PS-901942	..SIDE PANEL, RH	1	

PS-10 (TYPE 1 / TYPE 2)  
1<sup>ST</sup> REM.

FIG. 88A

## REAR BODY

REF NO.	PART NO.	DESCRIPTION	Q'TY	REMARKS
7	PS-901970	.RR PANEL, RH	1	
8	PS-901677	.SIDE PANEL EXTENSION ASSY, LH	1	
9	PS-901678	.SIDE PANEL EXTENSION ASSY, RH	1	
10	09125-84C00	.BOLT	2	
11- 1	PS-902195	.CROSSMEMBER ASSY, NO. 2	1	EXC. 7 SEATS
11- 2	PS-902203	.CROSSMEMBER ASSY, NO. 2	1	7 SEATS
12	PS-902195	.CROSSMEMBER ASSY, NO. 3	1	
13	PS-901951	.TOP CAPPING ASSY, LH	1	
14	PS-901952	.TOP CAPPING ASSY, RH	1	
15	PS-911515	.BRACKET, RR CORNER LH	1	
16	PS-911516	.BRACKET, RR CORNER RH	1	
17	PS-901590	.PILLAR ASSY, RR LH	1	
18	PS-901591	.PILLAR ASSY, RR RH	1	
19	PS-901544	.CROSSMEMBER ASSY, RR	1	
20	03141-04083	.BOLT	9	
21	PS-902191	.CROSSMEMBER ASSY, NO. 1	1	
22- 1	PS-902194	.CROSSMEMBER ASSY, BELT	1	TYPE 1
22- 2	PS-902192	.CROSSMEMBER ASSY, BELT	1	TYPE 2
23- 1	PS-901539	.BAND ASSY	2	EXC. 7 SEATS
23- 2	PS-902204	.BAND ASSY	2	7 SEATS
24	03141-04083	.BOLT	4	
25	08310-00063	.NUT, BAND	2	7 SEATS (M6)
26	PS-901279	.CROSSMEMBER ASSY, FR	1	
27	06006-84C00	.POP RIVET	16	
28	RA608177	.POP RIVET	18	
29	PS-901944	.PANEL ASSY, RR FLOOR	1	
30	PS-901979	.REINF ASSY, WHEEL HOUSING INNER	2	
31	PS-902252	.BRACKET ASSY, RR SIDE SEAT BELT LH	1	7 SEATS
32	PS-902253	.BRACKET ASSY, RR SIDE SEAT BELT RH	1	7 SEATS
33	189475	.RIVET	16	N/ AUX. HEATER: EXC.W/ FR+RR AIR CON W/ AUX. HEATER

PS-10 (TYPE 1 / TYPE 2)  
1<sup>ST</sup> REM.

BODY

6



FIG. 88A

## REAR BODY

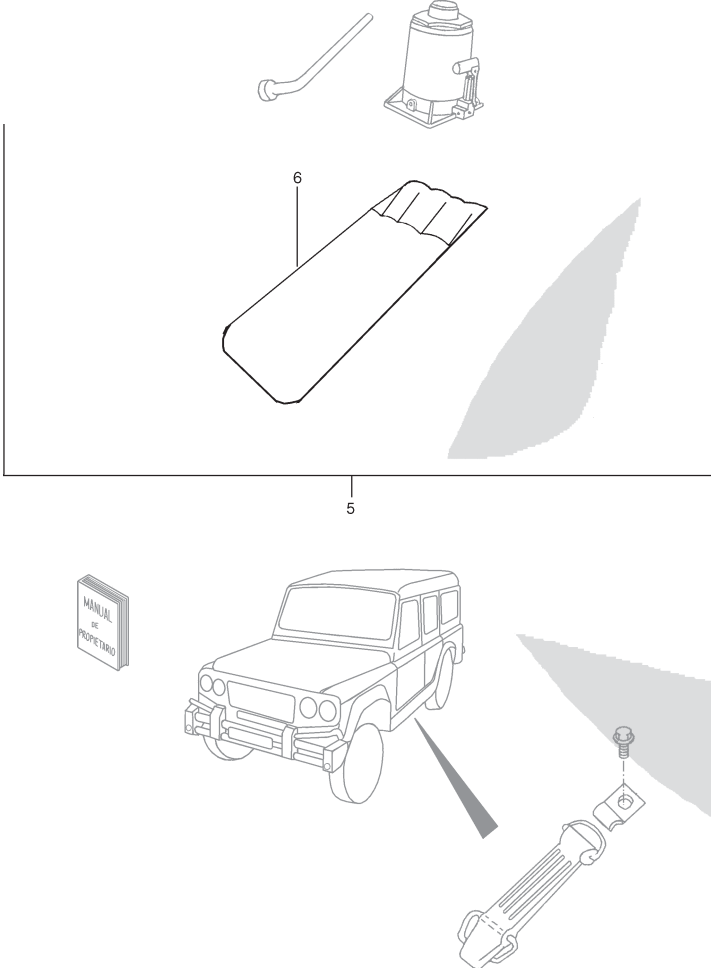
REF NO.	PART NO.	DESCRIPTION	Q'TY	REMARKS
34	PS-910577	BAND	1	
35	153976	CLIP	2	
36	03142-05123	SCREW	2	

PS-10 (TYPE 1 / TYPE 2)  
1<sup>ST</sup> REM.

FIG. 93

JACK AND TOOL

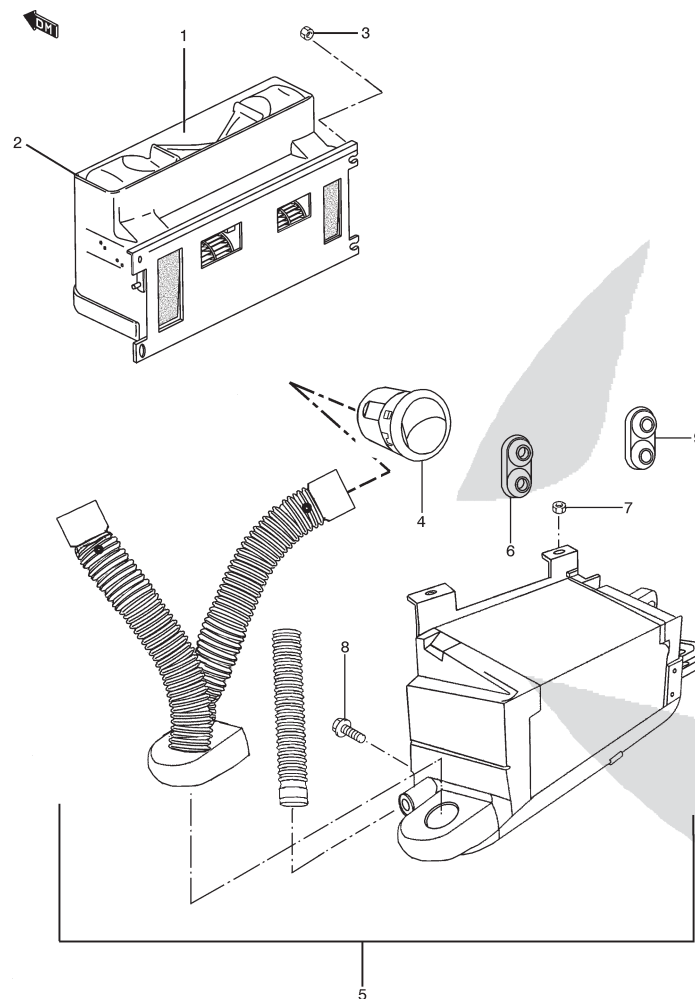
REF NO.	PART NO.	DESCRIPTION	Q'TY	REMARKS
5-	2	PS-902219	TOOL ASSY	1
6-	2	PS-901465	.TOOLBAG	1



PS-10 (TYPE 1 / TYPE 2)  
1<sup>ST</sup> REM.

FIG. 95B

## FR VENTILATOR / HEATER



REF NO.	PART NO.	DESCRIPTION	Q'TY	REMARKS
1	PS-901481	FAN & PROTECTOR ASSY	1	
2	PS-910690	GASKET	1	
3	08316-10083	NUT	4	
4	PS-911767	LOUVER, SIDE VENTILATION	4	
5- 1	PS-601046	HEATER & DUCTS VENTILATOR ASSY	1	N/ AIR CON
5- 2	PS-601045	HEATER & DUCTS VENTILATOR ASSY	1	W/ AIR CON
6	PS-710027	FRONT COVER	2	
7	08310-00083	NUT	2	
8	01550-06163	BOLT	1	
9	74812-82010	PROTECTOR	1	W/ AIR CON

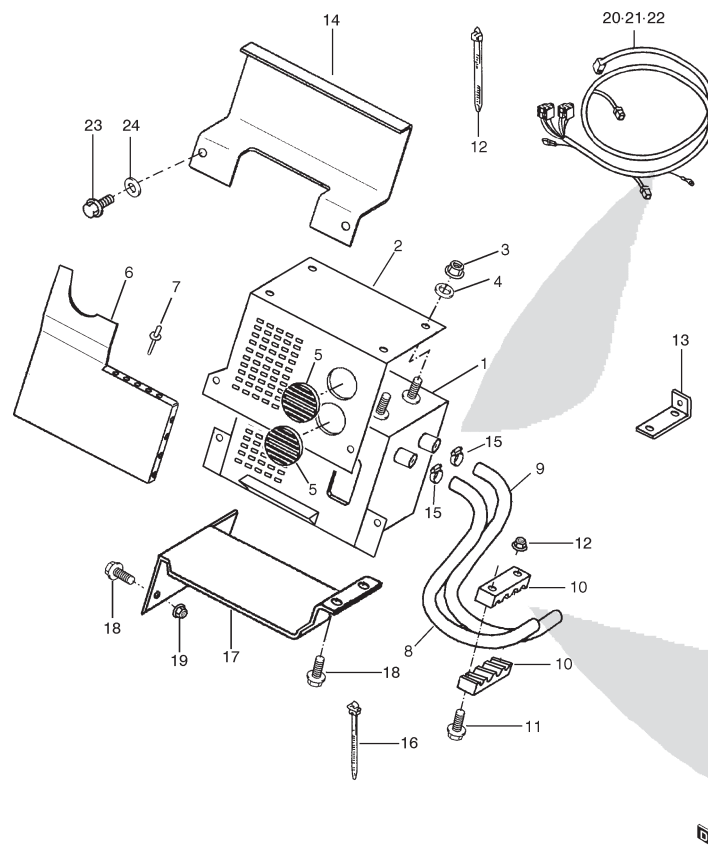
BODY

6

PS-10 (TYPE 1 / TYPE 2)  
1<sup>ST</sup> REM.

FIG. 95C

## RR VENTILATOR / HEATER



REF NO.	PART NO.	DESCRIPTION	Q'TY	REMARKS
1- 1	PS-610222	REAR HEATER ASSY	1	N/ AIR CON
1- 2	PS-601005	REAR HEATER ASSY	1	W/ RR AIR CON
2	PS-610234	REINFORCEMENT PANEL	1	
3	08316-10083	NUT	4	
4	09160T08075	PLAIN WASHER	4	
5	PS-610175	VENTILATION GRID	2	
6	PS-710039	PROTECTOR, FRONT HEATER	1	
7	06006-84C00	POP RIVET	9	
8	PS-610161	HOSE, WATER INLET	1	
9	PS-610162	HOSE, WATER OUTLET	1	
10	PS-610165	CLAMP, HOSES AND A/C	20	
11	PS-000087	BOLT	18	
12	04007-86C00	NUT	8	
13	PS-610168	BRACKET, REAR CLAMP	1	
14	PS-610316	PANEL, HEAT PROTECTOR	1	
15	08002-86CA0	CLAMP, HOSE	2	
16	36990-85C10	CLAMP	1	
17	PS-710040	LOWER PROTECTOR, HEATER	1	
18	02142-06353	BOLT	4	
19	08316-20063	NUT	2	
20	PS-610157	AIR CON WIRING HARNESS NO.1	1	
21	PS-610255	AIR CON WIRING HARNESS NO.2	1	
22	PS-610156	FLOOR WIRING HARNESS	1	
23	01500-06553	BOLT	2	
24	09160-84C00	PLAIN WASHER	2	

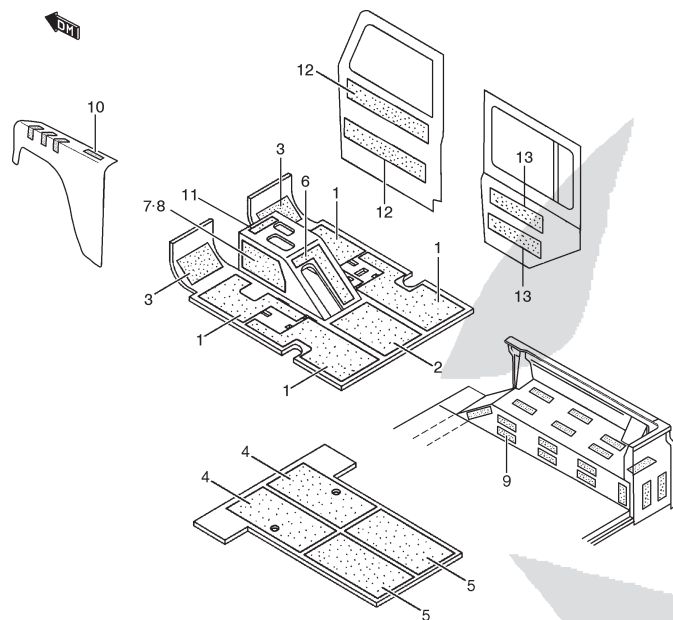
PS-10 (TYPE 1 / TYPE 2)  
1<sup>ST</sup> REM.

BODY

6

FIG. 97A

## ANTI-SQUEAK



REF NO.	PART NO.	DESCRIPTION	Q'TY	REMARKS
1	PS-910558	ANTI-SQUEAK SHEET, NO. 1	4	
2	PS-910559	ANTI-SQUEAK SHEET, NO. 2	1	
3	PS-910560	ANTI-SQUEAK SHEET, NO. 3	2	
4	PS-910908	ANTI-SQUEAK SHEET, NO. 4	2	
5	PS-910907	ANTI-SQUEAK SHEET, NO. 6	2	
6	PS-910991	ANTI-SQUEAK SHEET, PARKING BRAKE	1	
7	PS-910992	ANTI-SQUEAK SHEET, SIDE GEAR BOX LH	1	
8	PS-910993	ANTI-SQUEAK SHEET, SIDE GEAR BOX RH	1	
9	PS-910996	ANTI-SQUEAK SHEET, WHEEL HOUSING	34	
10	PS-911004	ANTI-SQUEAK SHEET, FENDER	10	
11	PS-910990	ANTI-SQUEAK SHEET, UPPER GEAR BOX	1	
12	PS-911206	ANTI-SQUEAK SHEET, FR DOOR	4	
13	PS-911205	ANTI-SQUEAK SHEET, RR SIDE DOOR	4	

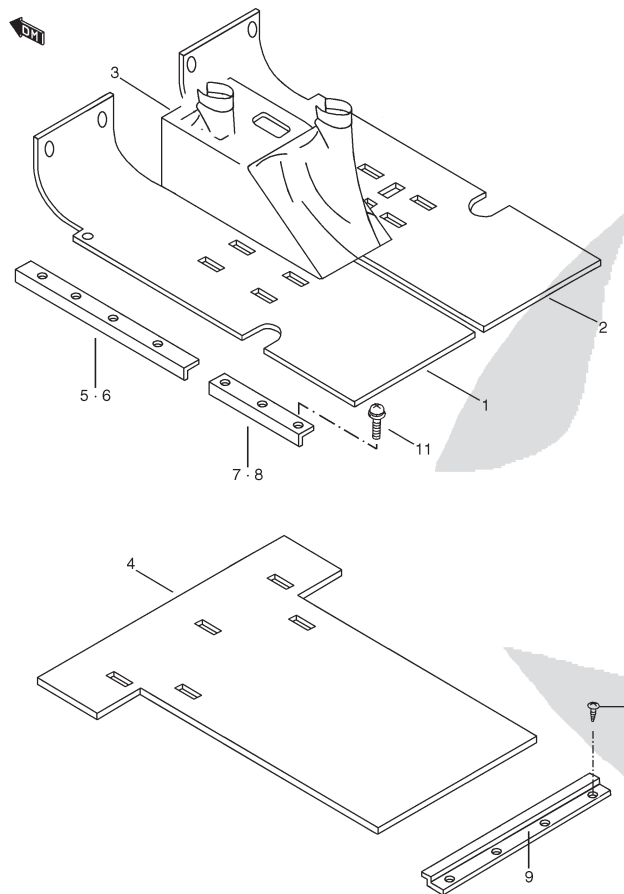
BODY

6

PS-10 (TYPE 1 / TYPE 2)  
1<sup>ST</sup> REM.

FIG. 98A

## FLOOR CARPET



REF NO.	PART NO.	DESCRIPTION	Q'TY	REMARKS
1	PS-911768	MAT, FRONT FLOOR LH	1	
2	PS-911769	MAT, FRONT FLOOR RH	1	
3	PS-901863	PAD ASSY, FLOOR TUNEL	1	
4	PS-911772	MAT, REAR BODY	1	
5	PS-910513	SCUFF, SIDE SILL FR LH	1	
6	PS-910514	SCUFF, SIDE SILL FR RH	1	
7	PS-910515	SCUFF, SIDE SILL RR LH	1	
8	PS-910516	SCUFF, SIDE SILL RR RH	1	
9	PS-910909	SCUFF, BACK DOOR	1	
10	03142-05123	BOLT	4	
11	00063-85C00	BOLT	14	
12	PS-911084	SATIN CARDBOARD	1	NOT ILLUSTRATED

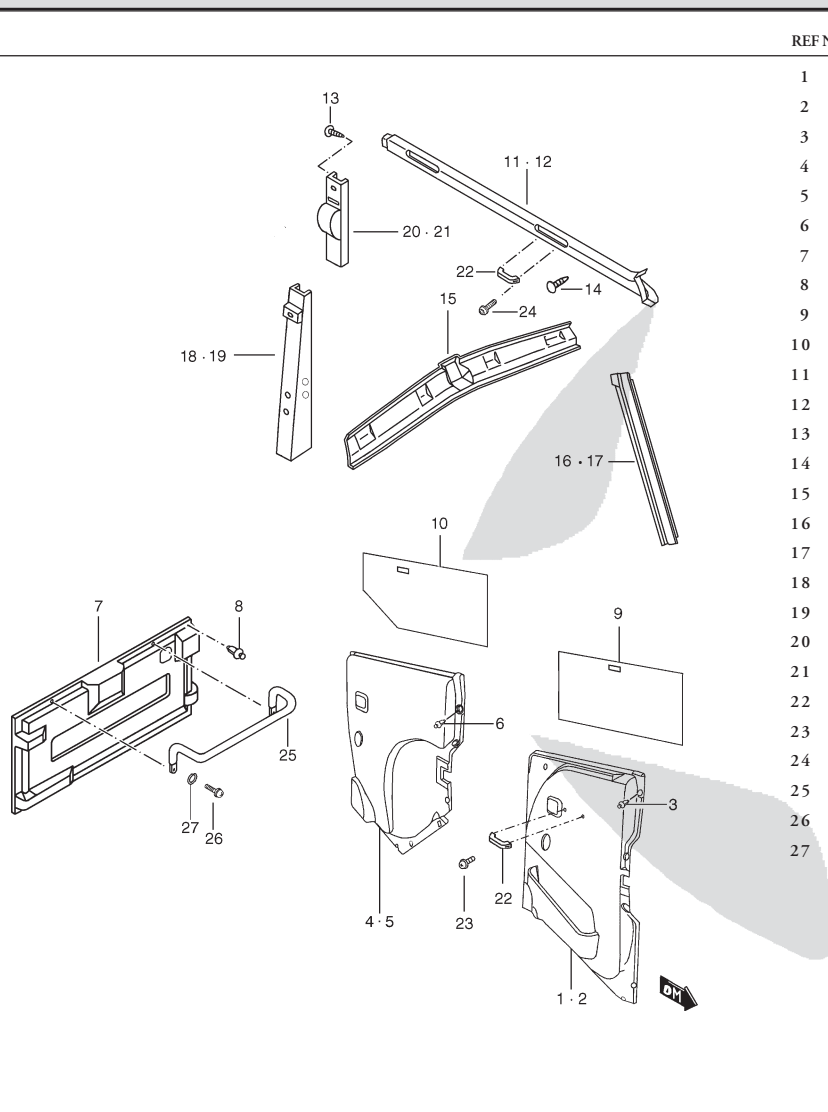
PS-10 (TYPE 1 / TYPE 2)  
1<sup>ST</sup> REM.

BODY

6

FIG. 99A

## INTERIOR TRIM

		REF NO.	PART NO.	DESCRIPTION	Q'TY	REMARKS
	1	PS-911691	TRIM, FR DOOR RH	1		
	2	PS-911690	TRIM, FR DOOR LH	1		
	3	09409-07318-T01	CLIP, TRIM (GRAY)	30		
	4	PS-911693	TRIM, CENTER DOOR RH	1		
	5	PS-911692	TRIM, CENTER DOOR LH	1		
	6	09409-07318-T01	CLIP, TRIM (GRAY)	26		
	7	PS-911781	TRIM, RR DOOR	1		
	8	09409-07318-T01	CLIP, TRIM (GRAY)	15		
	9	PS-910574	PLASTIC PANEL, FR DOOR	2		
	10	PS-910576	PLASTIC PANEL, CENTER DOOR	2		
	11	PS-911335	TRIM, INR SIDE UPPER LH	1		
	12	PS-911336	TRIM, INR SIDE UPPER RH	1		
	13	09409A10303	CLIP, RR BELT TRIM	8		
	14	59934-85C00-5ES	CLIP, HANDLE	2		
	15	PS-911332	TRIM, INR CENTER WINDSHIELD	1		
	16	PS-911333	TRIM, INR CENTER WINDSHIELD LH	1		
	17	PS-911334	TRIM, INR CENTER WINDSHIELD RH	1		
	18	PS-911337	TRIM, INR COLUMN LH	1		
	19	PS-911338	TRIM, INR COLUMN RH	1		
	20	PS-911709	TRIM, RR BELT LH	1		
	21	PS-911708	TRIM, RR BELT RH	1		
	22	PS-910702	HANDLE, FR & CENTER DOOR	7		
	23	02112-05163	SCREW, HANDLE	8		
	24	PS-000067	SCREW	6		
	25	MUC1402	HANDLE, RR DOOR	1		
	26	02112-06203	SCREW	2		
	27	08321-31063	SPRING WASHER	2		

PS-10 (TYPE 1 / TYPE 2)  
1<sup>ST</sup> REM.

FIG.101A

## GARNISH / SPLASH GUARD

REF NO.	PART NO.	DESCRIPTION	Q'TY	REMARKS
1	PS-910294	WIDE, FRONT LH	1	
2	PS-910295	WIDE, FRONT RH	1	
3	02142-06163	BOLT	39	M6
4	PS-911794	MOLDING, SIDE LH	1	
5	PS-911795	MOLDING, SIDE RH	1	
6	02112-06305	BOLT	1	M6
7	PS-911429	WIDE, REAR LH	1	
8	PS-911428	WIDE, REAR RH	1	

PS-10 (TYPE 1 / TYPE 2)  
1<sup>ST</sup> REM.

BODY

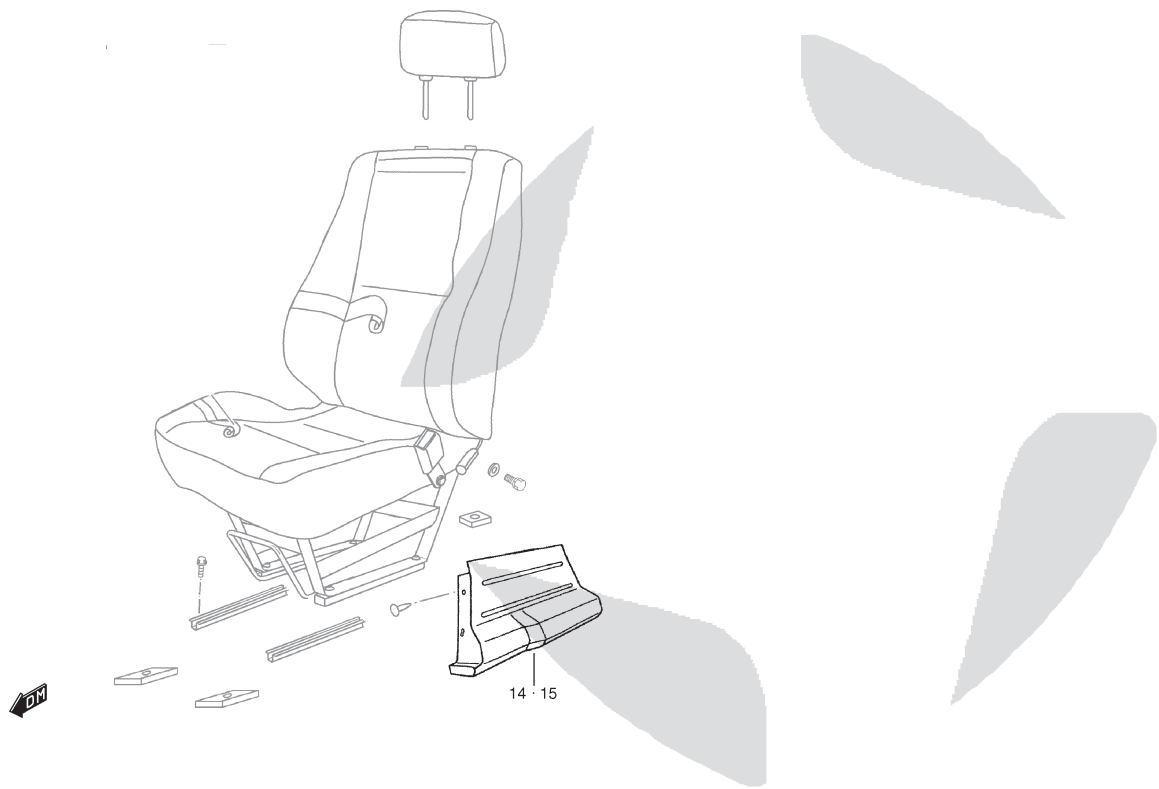
6



FIG.112

FRONT SEAT

REF NO.	PART NO.	DESCRIPTION	Q'TY	REMARKS
14- 2	PS-911778	COVER, SEAT OUTER LH	1	
15- 2	PS-911777	COVER, SEAT OUTER RH	1	



PS-10 (TYPE 1 / TYPE 2)  
1<sup>ST</sup> REM.



# PARTS NUMBER

PARTS NUMBER

7

PS-10 (TYPE 1 / TYPE 2)  
1<sup>ST</sup> REM.

PART. NO	FIG. NO	-REF. NO	PART. NO	FIG. NO	-REF. NO	PART. NO	FIG. NO	-REF. NO
0			09125-84C00	88A	10	8		
			09160-84C00	94A	10			
				95C	24			
			09160T08075	95C	4			
			09180A08129	35A	13- 1			
00000A00101	60A	3		35A	13- 2	853775	72	16- 2
	60A	4	09308-03005	56	59	A		
	60A	6	09409-07318-T01	99A	3			
	60A	7		99A	6			
00063-85C00	98A	11		99A	8			
01500-06553	95C	23	09409-08308-T01	94A	6			
01550-06123	91A	13	09409A10303	99A	13	A610067-002	60A	2
01550-06163	91A	12				A610067-004	60A	5
	95B	8	1			A610090-001	60A	12
01550-08353	35A	14- 1				A910692-000	94A	11
	35A	14- 2				A910692-001	94A	12
02112-05163	99A	23				M		
02112-05165	60A	10	14183-65D00	35A	9			
02112-06123	91A	3	14281-71C01	35A	12- 1			
02112-06203	94A	8		35A	12- 2			
	99A	26	14492-85C00	35A	10			
02112-06305	101A	6	14493-85C00	35A	11	MUC1402	99A	25
02142-06163	101A	3	153976	88A	35	P		
02142-06353	95C	18	189475	88A	33			
02162-05123	60A	13	3					
03112-04203	94A	13						
03141-04083	88A	20						
	88A	24				PS-000005	91A	5
03141-04123	56	58				PS-000067	99A	24
03142-05123	88A	36	34600-84CA0	94A	14	PS-000087	95C	11
	98A	10	36210-60A00-5EH	59	7- 2	PS-000111	94A	4
03211-04163	59	10- 2	36990-85C10	95C	16		94A	20
04007-86C00	95C	12	37940A79000	56	56	PS-000112	94A	5
04111-30208	72	17- 2				PS-000113	94A	18
06006-84C00	88A	27	5			PS-310064	69	5- 1
	95C	7				PS-310079	69	5- 2
08002-86CA0	95C	15				PS-401088	80	37- 2
08310-00063	88A	25				PS-401090	80	1- 2
08310-00083	95B	7	59934-85C00-5ES	99A	14	PS-401091	80	1- 3
08310-00103	91A	8					80	1- 4
08316-10083	60A	8	7			PS-410190	80	38- 2
	95B	3				PS-601005	95C	1- 2
	95C	3				PS-601036	60A	11
08316-20063	95C	19				PS-601039	60A	1
08321-31063	91A	4	71481-80031	91A	2	PS-601045	95B	5- 2
	94A	9	72115-56B01	91A	11	PS-601046	95B	5- 1
	99A	27	74812-82010	95B	9	PS-610145	61	41- 1
08321A31103	91A	6				PS-610156	95C	22
08322-11103	91A	7				PS-610157	95C	20

PS-10 (TYPE 1 / TYPE 2)  
1<sup>ST</sup> REM.

PART. NO	FIG. NO	-REF. NO	PART. NO	FIG. NO	-REF. NO	PART. NO	FIG. NO	-REF. NO
PS-610161	95C	8	PS-901942	88A	6	PS-910741	94A	16
PS-610162	95C	9	PS-901944	88A	29	PS-910907	97A	5
PS-610165	95C	10	PS-901951	88A	13	PS-910908	97A	4
PS-610168	95C	13	PS-901952	88A	14	PS-910909	98A	9
PS-610175	95C	5	PS-901969	88A	4	PS-910990	97A	11
PS-610222	95C	1- 1	PS-901970	88A	7	PS-910991	97A	6
PS-610234	95C	2	PS-901976	88A	2- 2	PS-910992	97A	7
PS-610249	60A	9	PS-901977	88A	5	PS-910993	97A	8
PS-610255	95C	21	PS-901979	88A	30	PS-910996	97A	9
PS-610316	95C	14	PS-901981	88A	2- 1	PS-911004	97A	10
PS-610318	61	9- 5	PS-901983	88A	1- 2	PS-911084	98A	12
PS-610319	61	9- 4	PS-901985	88A	1- 5	PS-911205	97A	13
PS-610320	61	7- 4	PS-901987	88A	1- 1	PS-911206	97A	12
PS-610321	61	7- 5	PS-901991	88A	1- 6	PS-911332	99A	15
PS-610328	56	57	PS-902063	83	4- 3	PS-911333	99A	16
PS-610329	61	42	PS-902064	83	2- 3	PS-911334	99A	17
PS-610330	61	21- 2	PS-902065	83	3- 4	PS-911335	99A	11
PS-610331	61	41- 2	PS-902066	83	1- 3	PS-911336	99A	12
PS-705012	35A	2- 1	PS-902089	94A	1	PS-911337	99A	18
PS-705013	35A	2- 2	PS-902191	88A	21	PS-911338	99A	19
PS-705014	35A	15	PS-902192	88A	22- 2	PS-911428	101A	8
PS-705017	35A	16	PS-902194	88A	22- 1	PS-911429	101A	7
PS-710027	95B	6	PS-902195	88A	11- 1	PS-911444	40	18
PS-710039	95C	6		88A	12	PS-911498	91A	9
PS-710040	95C	17	PS-902203	88A	11- 2	PS-911515	88A	15
PS-750000	35A	1	PS-902204	88A	23- 2	PS-911516	88A	16
PS-750001	35A	3	PS-902219	93	5- 2	PS-911561	91A	10
PS-750002	35A	4	PS-902220	94A	22	PS-911688	94A	3
PS-750003	35A	5	PS-902221	94A	23	PS-911689	94A	2
PS-750004	35A	6	PS-902252	88A	31	PS-911690	99A	2
PS-750005	35A	7	PS-902253	88A	32	PS-911691	99A	1
PS-750006	35A	8	PS-902255	88A	1- 3	PS-911692	99A	5
PS-801043	72	8- 2	PS-902257	88A	1- 4	PS-911693	99A	4
PS-810005	72	10- 2	PS-910294	101A	1	PS-911708	99A	21
PS-810006	72	9- 2	PS-910295	101A	2	PS-911709	99A	20
PS-810020	72	18	PS-910318	91A	14	PS-911719	40	17
PS-901279	88A	26	PS-910513	98A	5	PS-911764	94A	19
PS-901465	93	6- 2	PS-910514	98A	6	PS-911765	94A	21
PS-901481	95B	1	PS-910515	98A	7	PS-911766	94A	17
PS-901539	88A	23- 1	PS-910516	98A	8	PS-911767	95B	4
PS-901544	88A	19	PS-910558	97A	1	PS-911768	98A	1
PS-901590	88A	17	PS-910559	97A	2	PS-911769	98A	2
PS-901591	88A	18	PS-910560	97A	3	PS-911772	98A	4
PS-901677	88A	8	PS-910574	99A	9	PS-911777	112	15- 2
PS-901678	88A	9	PS-910576	99A	10	PS-911778	112	14- 2
PS-901681	94A	7	PS-910577	88A	34	PS-911781	99A	7
PS-901863	98A	3	PS-910690	95B	2	PS-911794	101A	4
PS-901923	91A	1	PS-910702	99A	22	PS-911795	101A	5
PS-901941	88A	3	PS-910740	94A	15			





## PS-10 (TYPE 1 / TYPE 2) 1<sup>ST</sup> REM. **PARTS CATALOGUE**

---

1<sup>ST</sup> Edition

Printed in October, 2004

Published in October, 2004

© 2004 SANTANA MOTOR S.A. All rights reserved

No part of this document may be reproduced or transmitted in any form or by any means, electronic or mechanical, for any purpose, without the express written of SANTANA MOTOR, S.A.

SANTANA MOTOR, S.A.

Part Technical Departament

Avda. Primero de Mayo, s/n

23700 Linares, Spain

---

Reprint Prohibited (S)

**1** **INFORMATION  
ILLUSTRATION INDEX**

**2** **BODY**

**4** **ELECTRICAL**

**5** **SUSPENSION  
BRAKE**

**6** **BODY**

**7** **PARTS NUMBER INDEX**

Model of catalogue	Part catalogue No.
PS-10 (TYPE 1 / TYPE 2)	790960-02I

## **INFORMATION ILLUSTRATION INDEX** 1

## **ENGINE** 2

## **TRANSMISSION** 3

## **ELECTRICAL** 4

## **SUSPENSION BRAKE** 5

## **BODY** 6

## **PARTS NUMBER** 7



## **PS-10 (TYPE 1 / TYPE 2)**





## General Information

This catalogue covers all service parts for SANTANA PS-10.

Type 1: Mechanical Injection.

Type 2: Common Rail.

PS-10 has various specifications with the combination of grade, intended market etc., and all of those related parts are compiled in this catalogue.

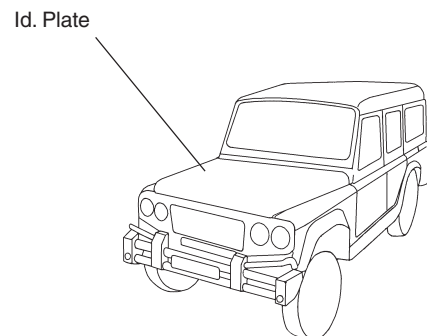
For easier and exact reference of parts required for a certain vehicle, you have:

a) An Illustration Index, where part can be located referring to the vehicle assembly location.

b) A Numerical Index, if part to replace reference is known. Once the part is located at his correct illustration, the mark puts in the remark column must be considered.

Exact parts required can be located by referring to this remark, the engine serial number of the vehicle and the information given in the Model Identification Plate, which is provided for each vehicle in the location as illustrated bellow.

### 1.- Location of the Model Identification Plate



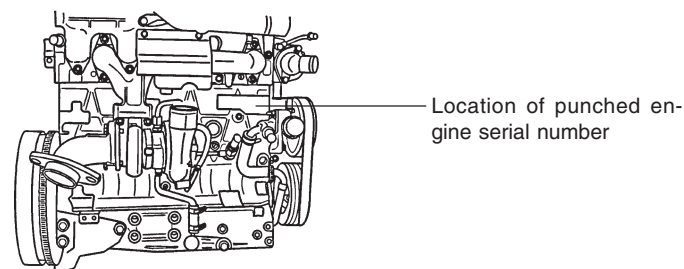
## 2.- Model Identification Plate Information

SANTANA MOTOR ANDALUCIA S.L.		
	A	
	B	VSFPSW20V00
	C	3050 Kg
	D	5090 Kg
1-	E	1072 Kg
2-	F	2150 Kg

- First row: Name of manufacturer.  
Second row: EEC type approval number / National type approval type.  
Third row: Vehicle identification number.  
Fourth row: Technically permissible maximum laden mass.  
Fifth row: Maximum permitted laden mass for the combination.  
Sixth row: Technically permissible maximum mass on each axle (front).  
Seventh row: Technically permissible maximum mass on each axle (rear).

### 3.- Engine Serial Number

Engine Serial Number is provided in the location illustrated bellow



#### 4.- Dimension

Dimensions of the parts are indicated in millimeters.

#### 5.- Abbreviations

Abbreviations used in this catalogue are as follows:

A:	Ampere	PSSG:	Passenger
AH:	Ampere/hour	REINF:	Reinforcement
AR:	As Required	RH:	Right Hand Size
ASSY:	Assembly	RR:	Rear
D:	Diameter	STD:	Standard
DR:	Door	SUBASSY:	Subassembly
DRV:	Driver	SW:	Switch
FWD:	Forward	T:	Thickness
GND:	Ground	TEMP:	Temperature
ID:	Inside Diameter	T/F:	Transfer
INR:	Inner	V:	Volt
L:	Length	W:	Watt or Wide
LH:	Left Hand Side	W/:	With
LSP:	Load Sensing Proportioning	&:	And
M:	Metric	1ST:	First
N/:	No	2ND:	Second
NO:	Number	3RD:	Third
OD:	Outside Diameter	4TH:	Fourth
		4WD:	Four wheel drive
		5FH:	Fifth

~ VSFPWSW10V00...:	Up to chasis No. VSFPWSW10V00....
VSFPWSW10V00... ~:	From chasis No. VSFPWSW10V00....
12 x 34 x 5.6 .....	Figures in the description column show the millimeter dimensions of parts.
ID OD T(or W, L)	

→**12345-82001 (Part N°)**: Indicates that the part number was changed to 12345-82001 and the new part is interchangeable with the former one, but the former one is not interchangeable with the new one.

← **12345-82001 (Part N°)**: Indicates that the former and new parts are interchangeable with each other and are usable.

#### 6.- Inner parts of assembly

Parts number that have a period (•) mark in front of the description on a text page are separately-available parts of the assembly.

#### 7.- Modification Notice

A parts Modification Notice will be sent to you on all occasions when changes in parts occur, including interchangeable modifications between new parts and old ones.

#### 8.- Note

- 8.1.- There are some times differences between spare parts and those originally used in of production models due to administrative reasons and common use with other models.
- 8.2.- Rubber hoses and vinyl tubes should be cut to size in accordance with information detailed in the parts catalogue.
- 8.3.- Note that the drawing on the illustration pages are for ready reference of spare parts numbers and are not to be used as an assembly manual.

When assembling, please refer to appropriate SERVICE MANUAL.

#### 9.- V.I.N. Number

The correspondence between VIN number and model is as described below.

- V.I.N. VSFPWSW10V00100001 (SANTANA PS-10 TYPE 1).  
 V.I.N. VSFPWSW20V00100009 (SANTANA PS-10 TYPE 2).

COLOR CHART

COLOR NO.	COLOR DESCRIPTION	COLOR NO.	COLOR DESCRIPTION
T01	MEDIUM WARM GRAY		
5ES	OFF BLACK		
6GS	SOFT GRAY		

MILLIMETER → INCH CONVERSION CHART

	0	1	2	3	4	5	6	7	8	9
00	.000	.039	.079	.118	.157	.197	.236	.276	.315	.354
10	.394	.433	.472	.512	.551	.591	.630	.669	.709	.748
20	.787	.827	.866	.906	.945	.984	1.024	1.063	1.102	1.142
30	1.181	1.220	1.260	1.299	1.339	1.378	1.417	1.457	1.496	1.535
40	1.575	1.614	1.654	1.693	1.732	1.772	1.811	1.850	1.890	1.929
50	1.969	2.008	2.047	2.087	2.126	2.165	2.205	2.214	2.283	2.323
60	2.362	2.402	2.441	2.480	2.520	2.559	2.598	2.638	2.677	2.717
70	2.756	2.795	2.835	2.874	2.913	2.953	2.992	3.031	3.071	3.110
80	3.150	3.189	3.228	3.268	3.307	3.346	3.386	3.425	3.465	3.504
90	3.543	3.583	3.622	3.661	3.701	3.740	3.780	3.819	3.858	3.898

How to read

	0	1	2	3	4
00	---	---	---	---	---
10	---	---	---	---	---
20	---	---	---	0.906	---
30	---	---	---	---	---

23 milimeters equal 0.906 inch

Contents are subject to change without notice or obligation.



FIG. 1 ENGINE ASSY

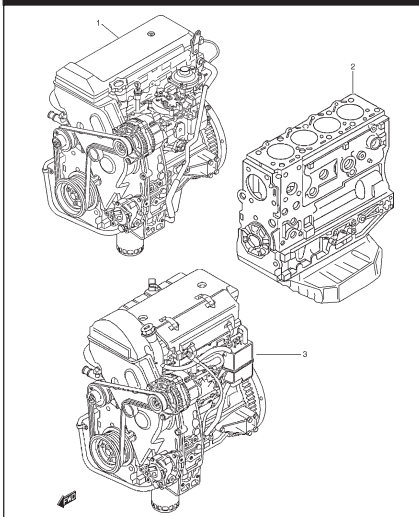


FIG. 2 CYLINDER BLOCK

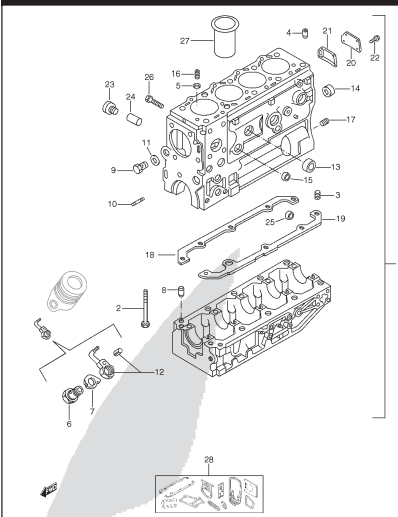


FIG. 3 OIL PAN

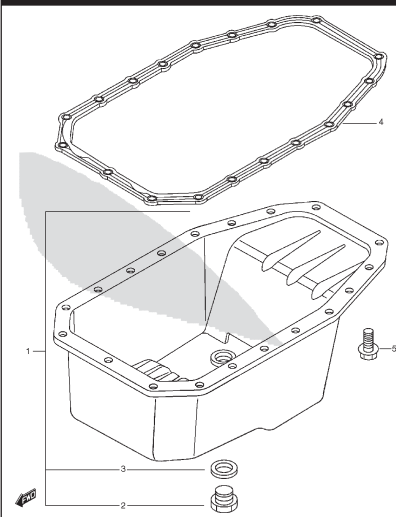


FIG. 4 ENGINE COVERS

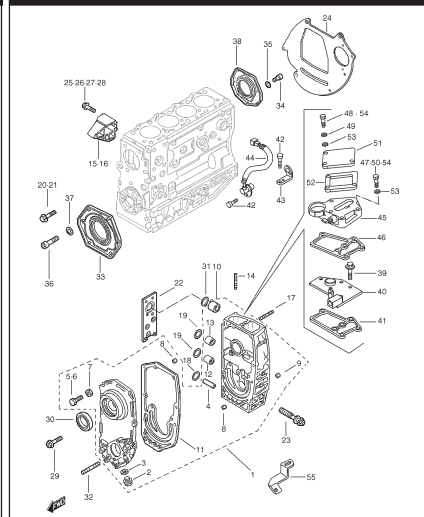


FIG. 5 ENGINE BREATHER

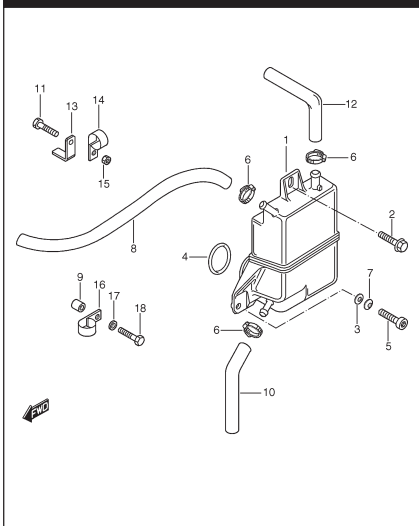


FIG. 6 CYLINDER HEAD

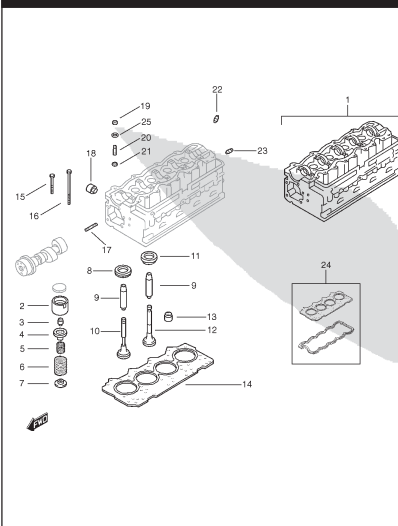


FIG. 7 CYLINDER HEAD COVER

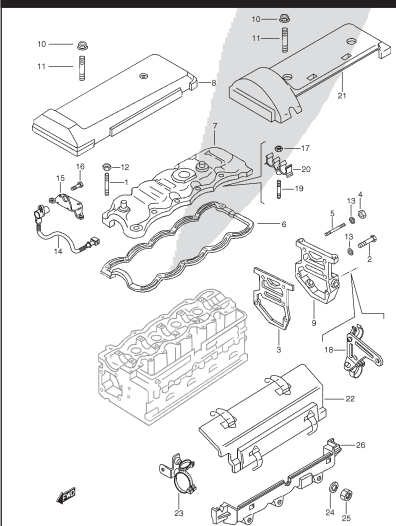
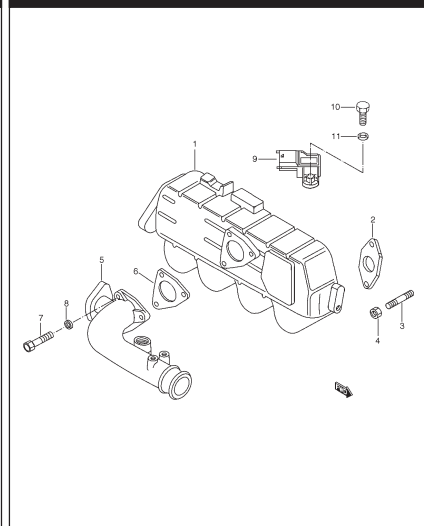


FIG. 8 INTAKE MANIFOLD



INFO.

1

FIG. 9 EXHAUST MANIFOLD

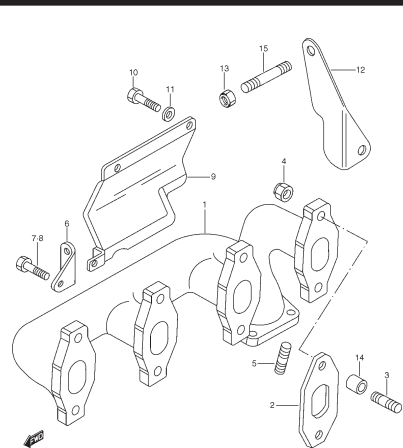


FIG. 10 CRANKSHAFT/CONNECTING RODS

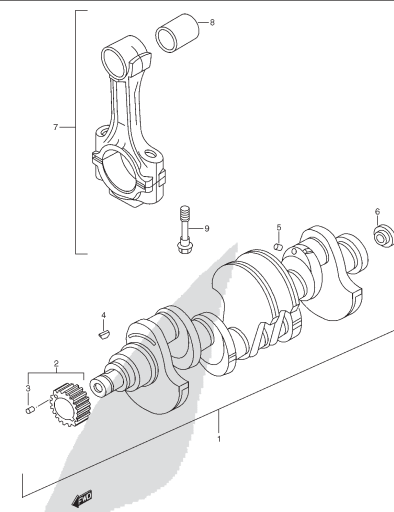


FIG. 11 MAIN & ROD BEARINGS

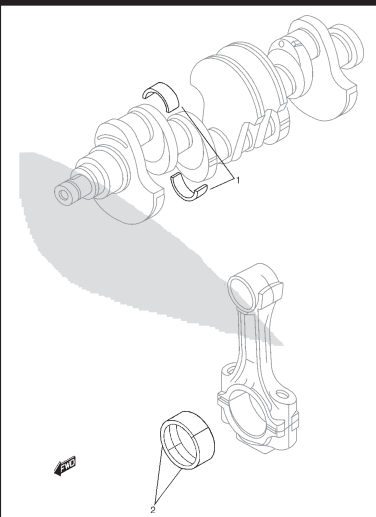


FIG. 12 PISTON ASSY

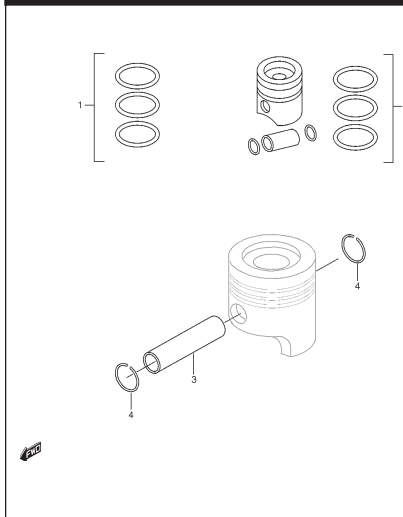


FIG. 13 ENGINE FLYWHEEL

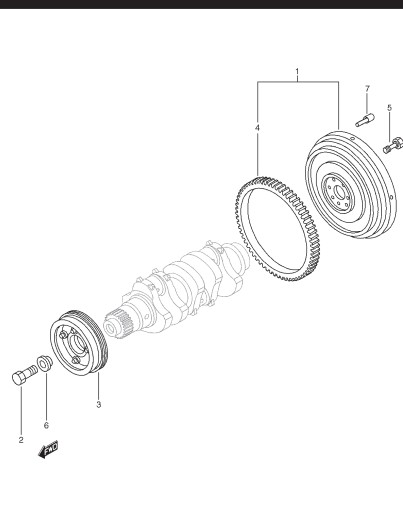


FIG. 14 GEAR DRIVE

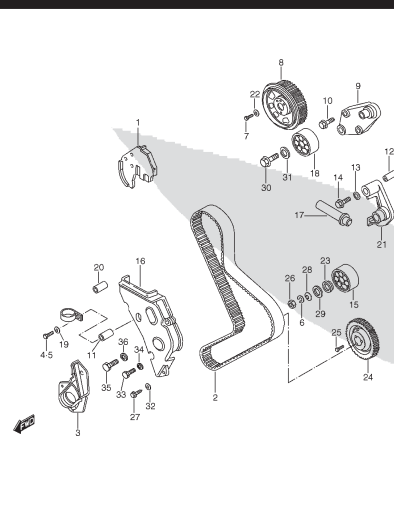


FIG. 15 TIMING PARTS

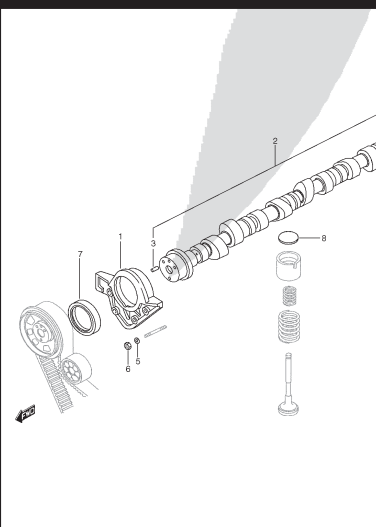


FIG. 16 INJECTION PUMP

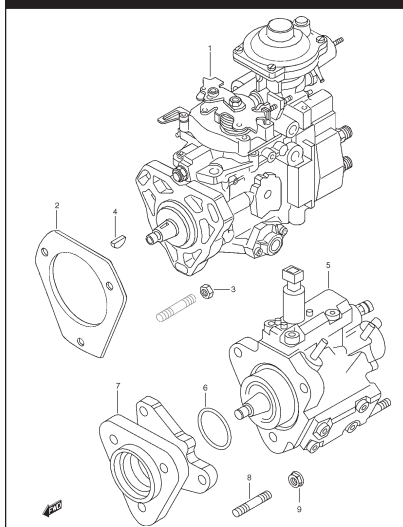






FIG. 24 OIL PUMP

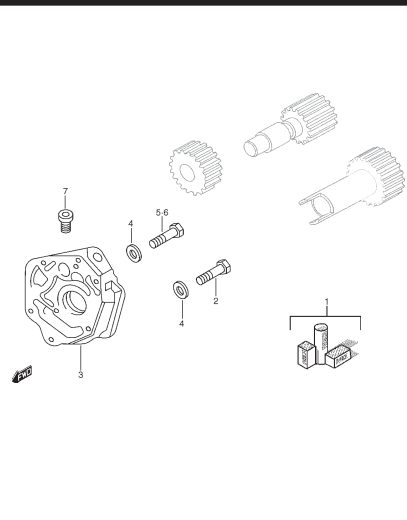


FIG. 25 OIL PIPING

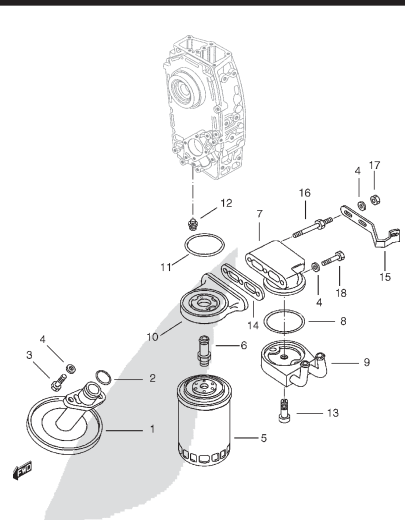


FIG. 26 OIL PRESSURE VALVE

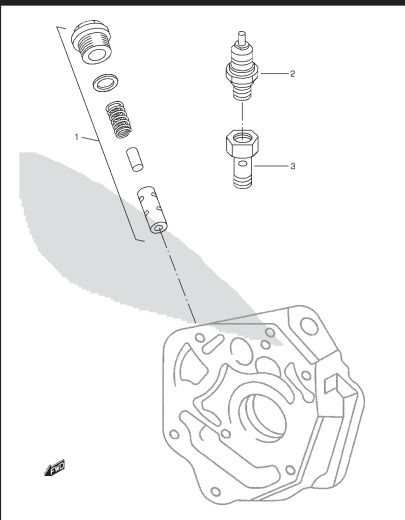


FIG. 27 WATER PUMP

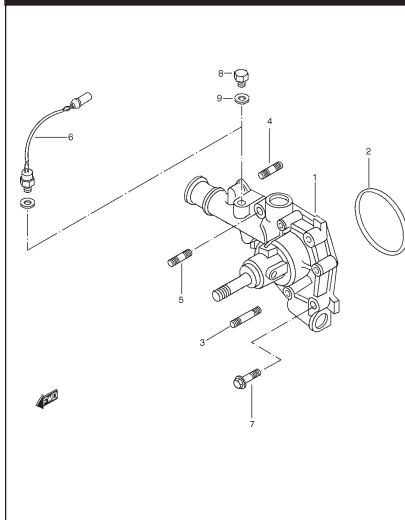


FIG. 28 WATER PIPING

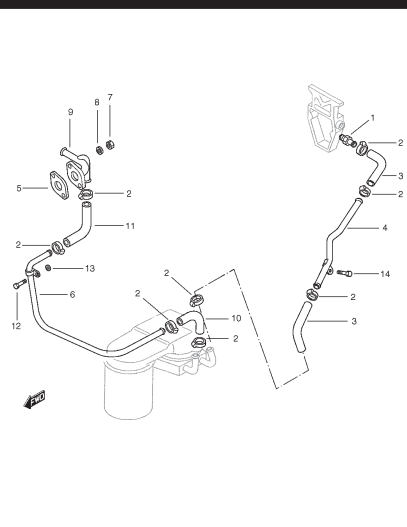


FIG. 29 THERMOSTAT

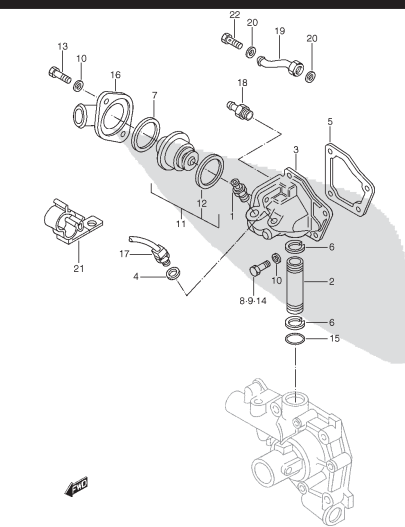


FIG. 30 PRE-HEATING SYSTEM

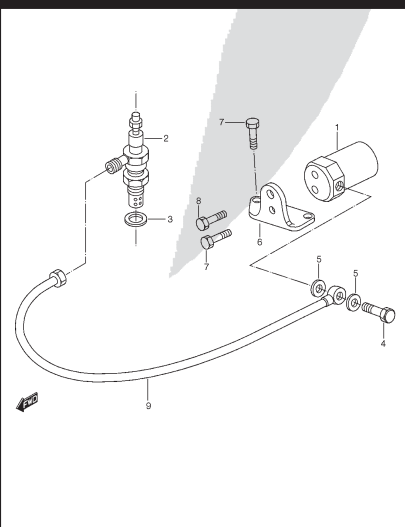


FIG. 31 ENGINE ELEVATION MOUNTING

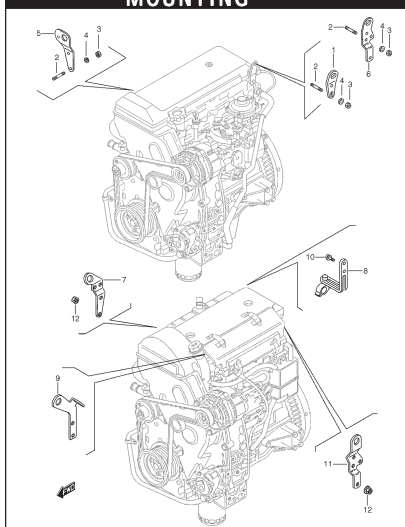


FIG. 32 FLYWHEEL HOUSING

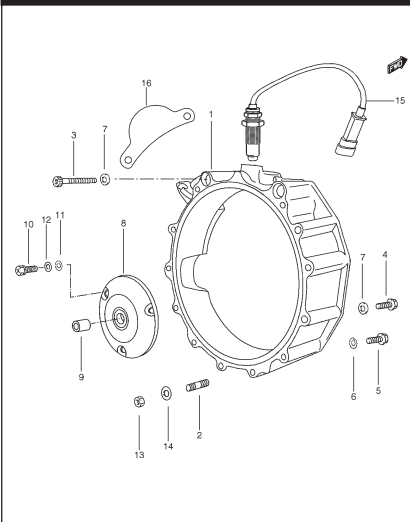


FIG. 33 AIR CLEANER

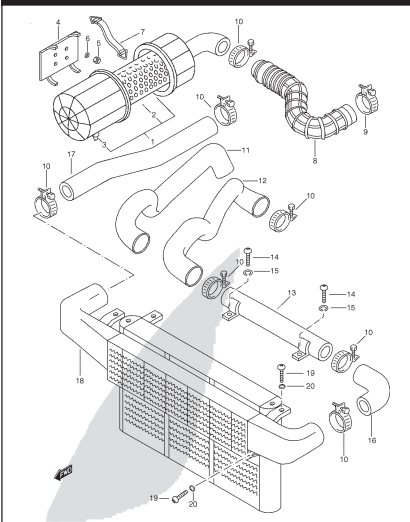


FIG. 34 CONTROL CABLE & PEDAL

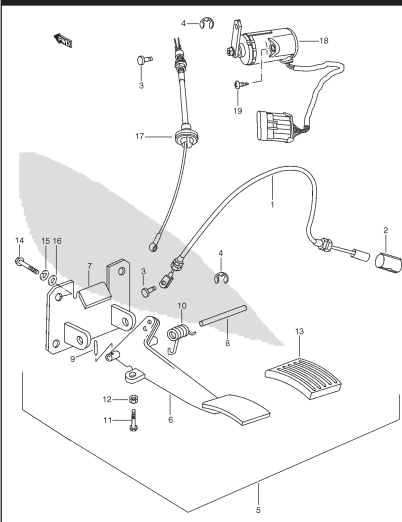


FIG. 35 MUFFLER

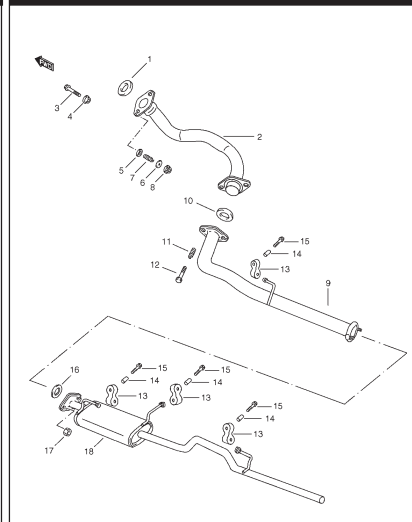


FIG. 36 ENGINE MOUNTING

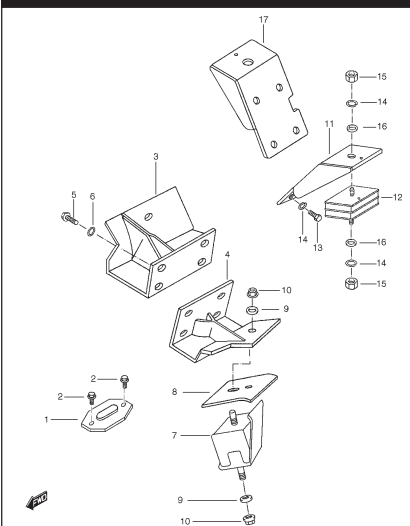


FIG. 37 DELIVERY PIPE (TYPE 1)

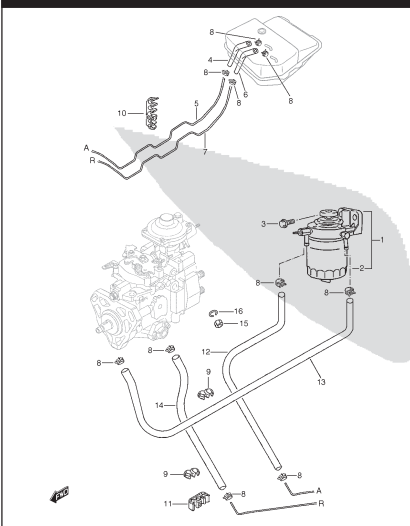


FIG. 37A DELIVERY PIPE (TYPE 2)

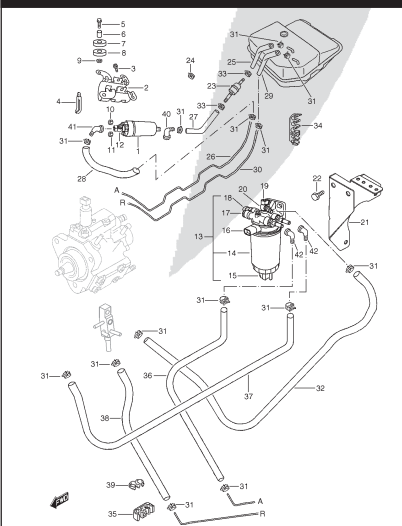
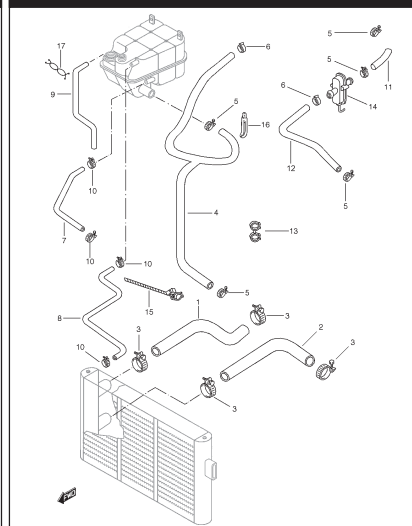


FIG. 38 WATER HOSE



INFO.  
1

FIG. 40 LABEL

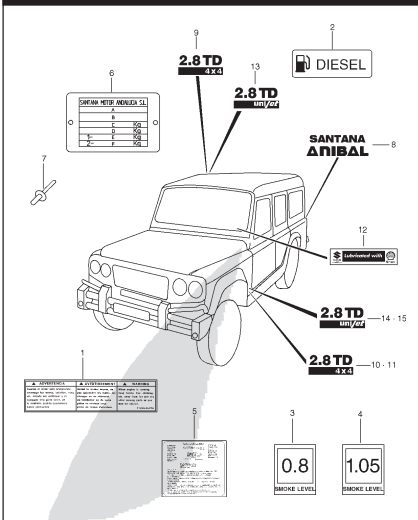
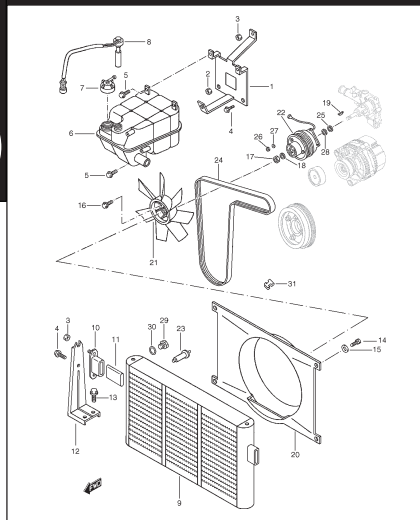


FIG. 41 CLUTCH

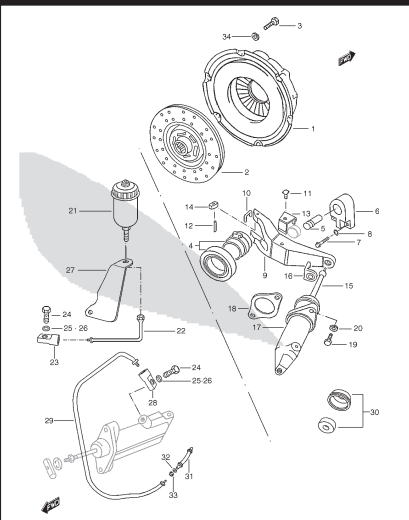


FIG. 42 TRANSMISSION

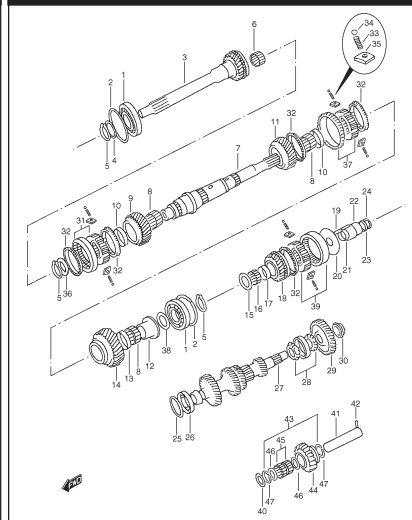


FIG. 43 TRANSMISSION CASE

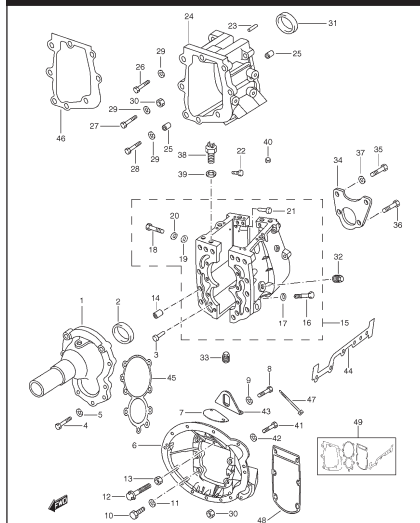


FIG. 44 GEAR SHIFT FORK

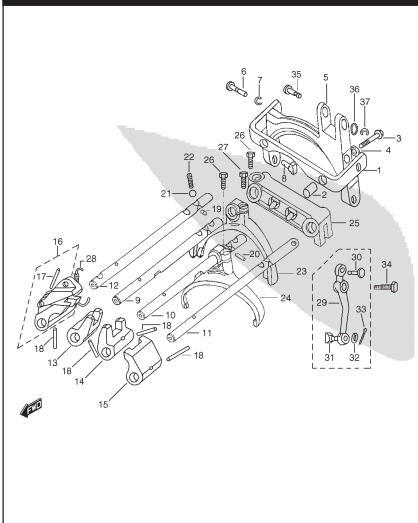
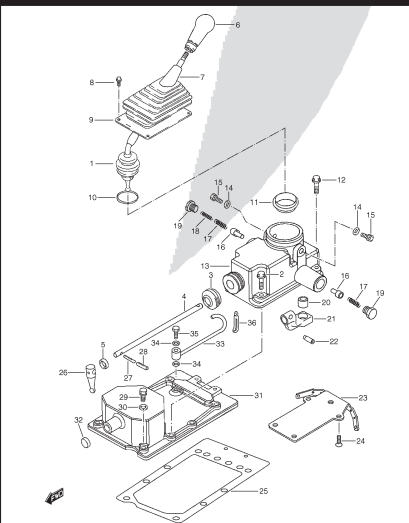


FIG. 45 GEAR SHIFT CONTROL



**FIG. 46 PROPELLER SHAFT**

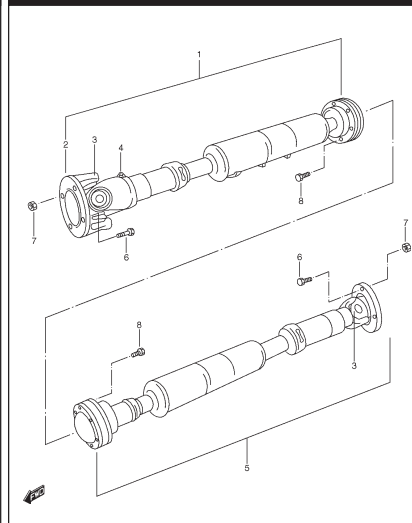


FIG. 47 FRONT DIFF GEAR

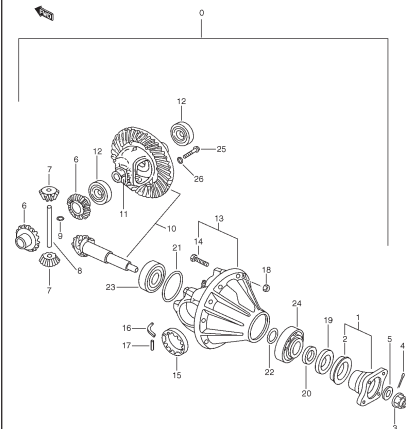


FIG. 48 REAR DIFF GEAR

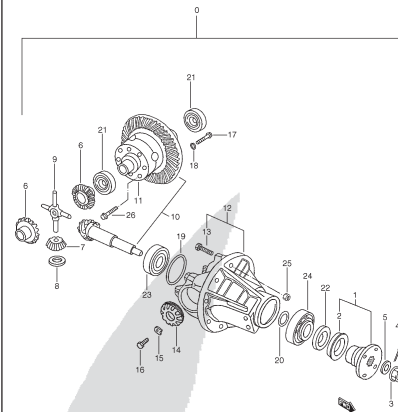


FIG. 49 TRANSFER GEAR

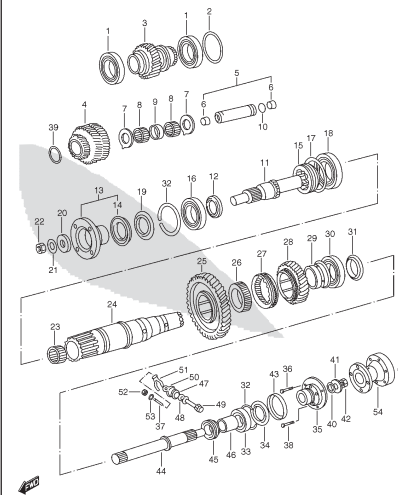


FIG. 50 TRANSFER GEAR SHIFTING

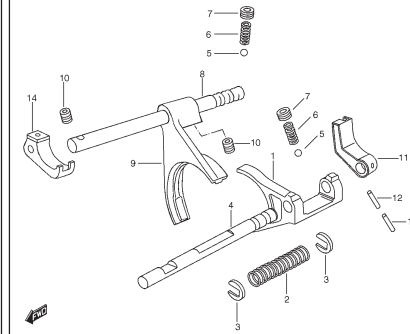


FIG. 51 TRANSFER CASE

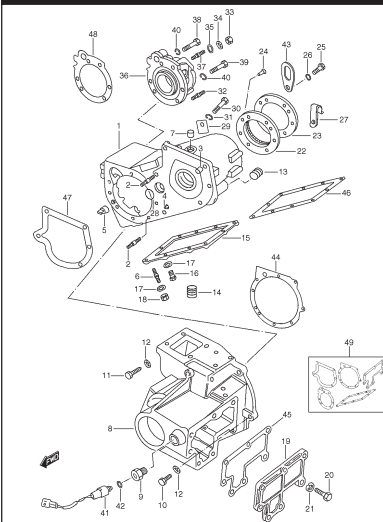


FIG. 52 TRANSFER GEAR SHIFTING CONTROL

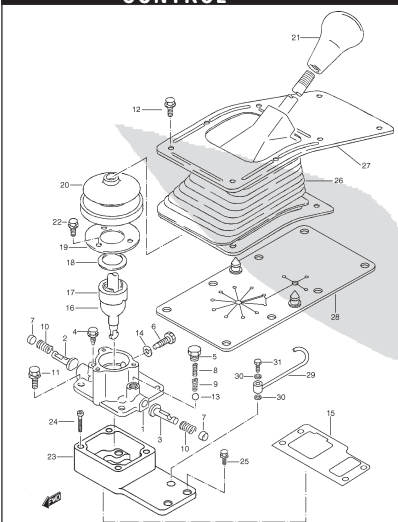


FIG. 53 STARTING MOTOR

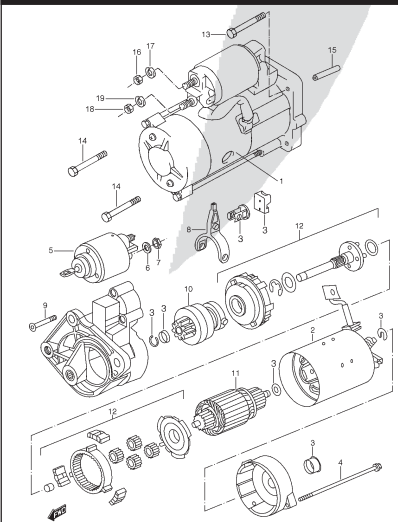
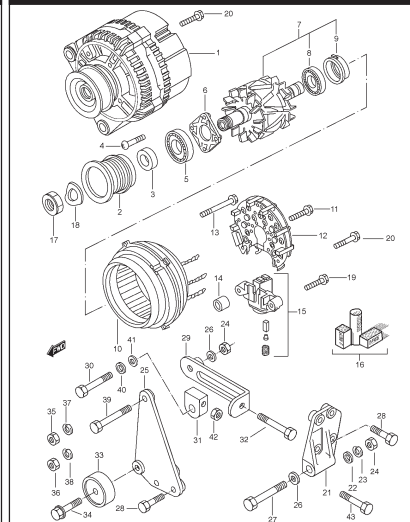


FIG. 54 GENERATOR



INFO.

1

FIG. 55 BATTERY

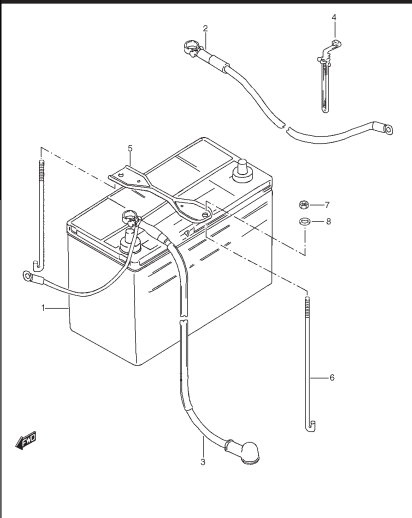


FIG. 56 ELECTRICAL CONTROL

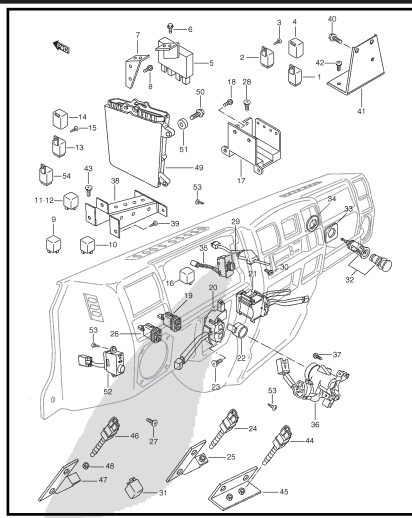


FIG. 57 SPEEDOMETER ASSY

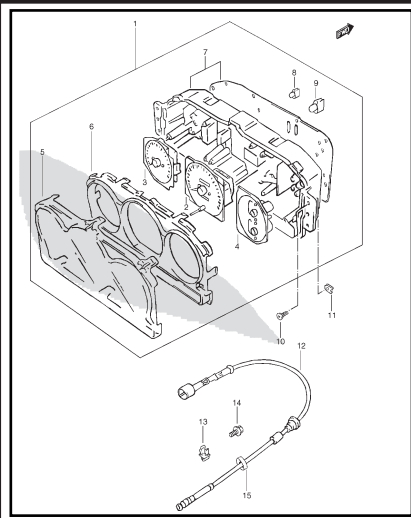


FIG. 58 HEAD LAMP

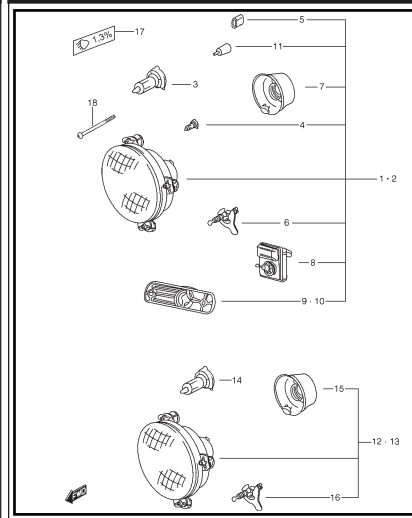


FIG. 59 FRONT & ROOM LAMPS

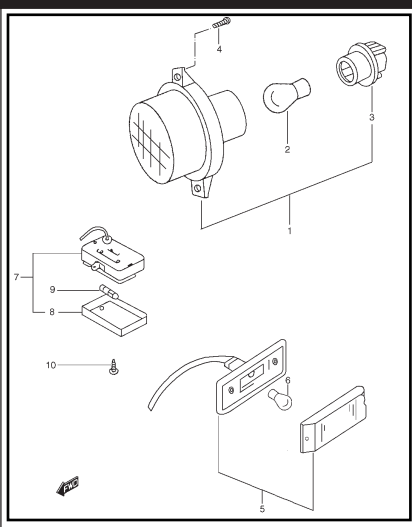


FIG. 60 REAR LAMPS

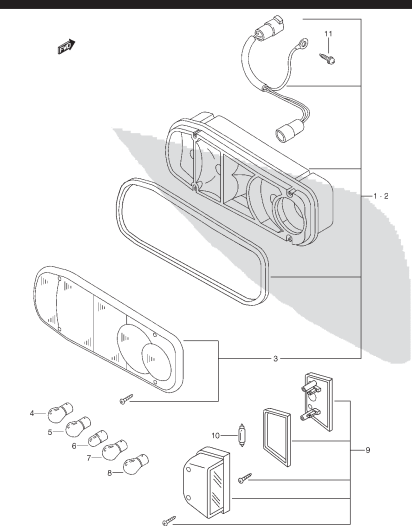


FIG. 61 WIRING HARNESS

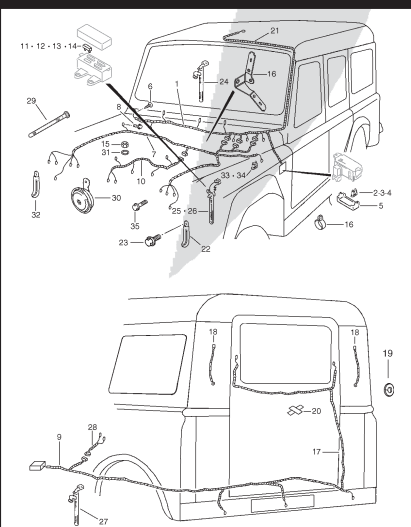


FIG. 62 FR WINDSHIELD WIPER

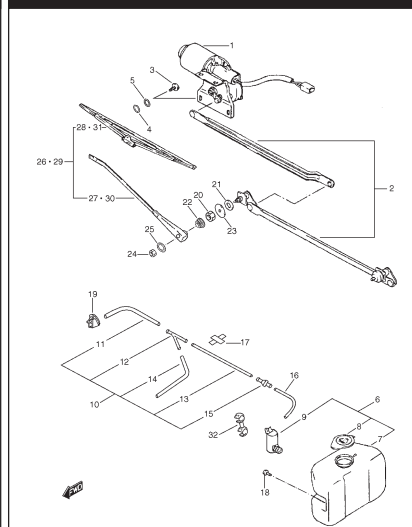


FIG. 63 LOCK SET

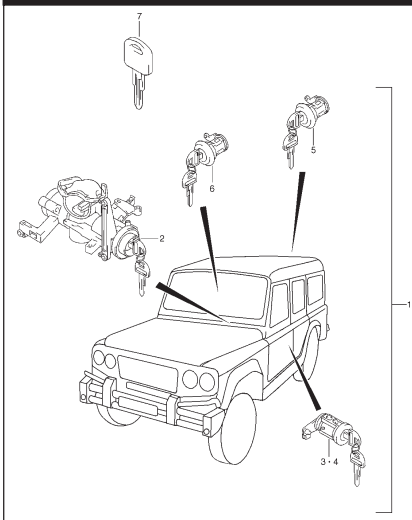


FIG. 64 FRONT AXLE

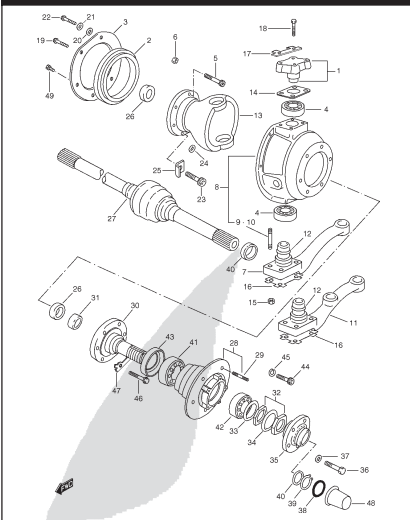


FIG. 65 FRONT AXLE HOUSING

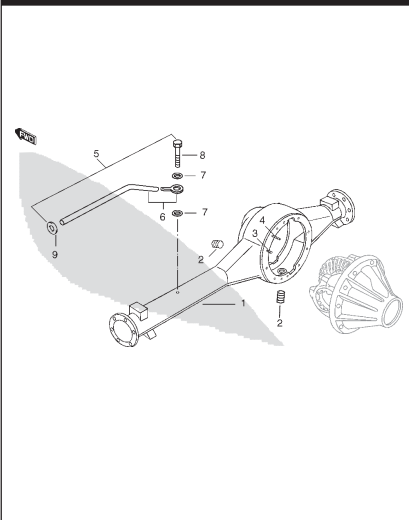


FIG. 66 FRONT SUSPENSION

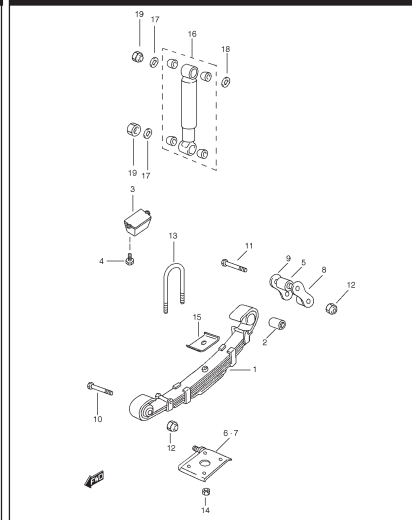


FIG. 67 REAR AXLE

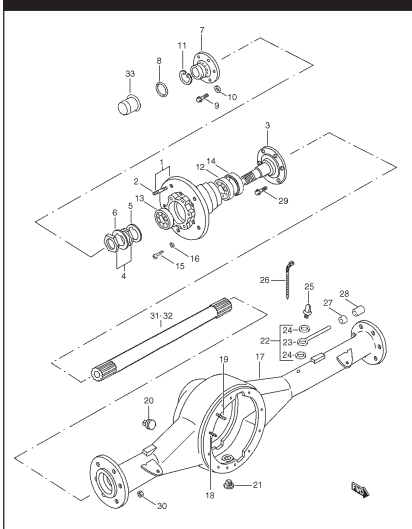


FIG. 68 REAR SUSPENSION

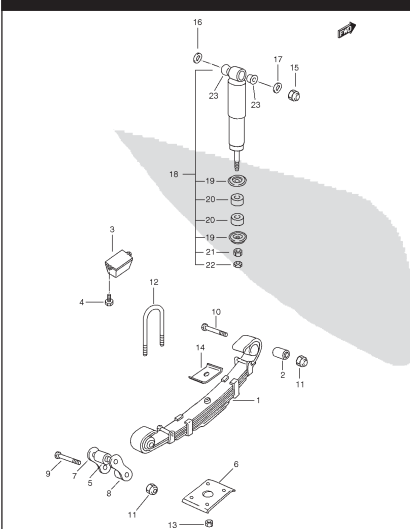


FIG. 69 ROAD WHEEL / TIRE

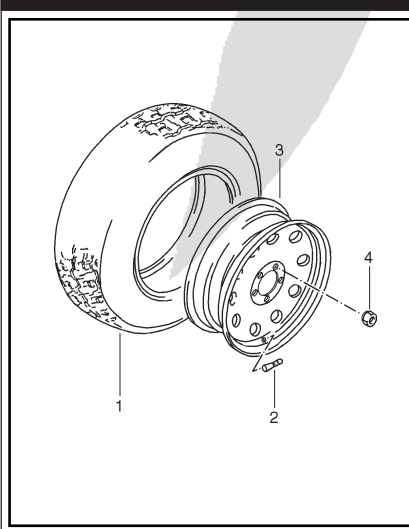
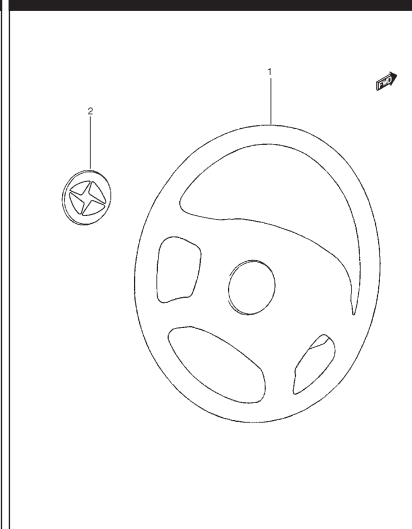


FIG. 70 STEERING WHEEL



INFO.

1



FIG. 71 STEERING COLUMN

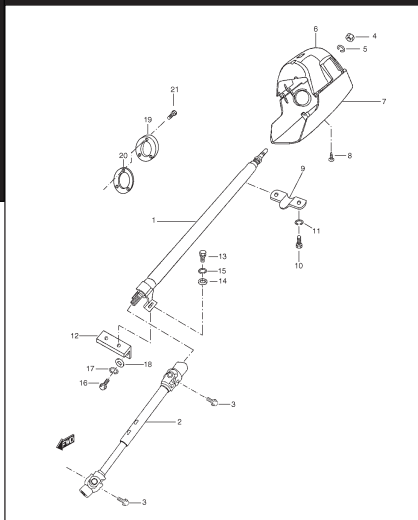


FIG. 72 STEER. LINK & GEAR BOX

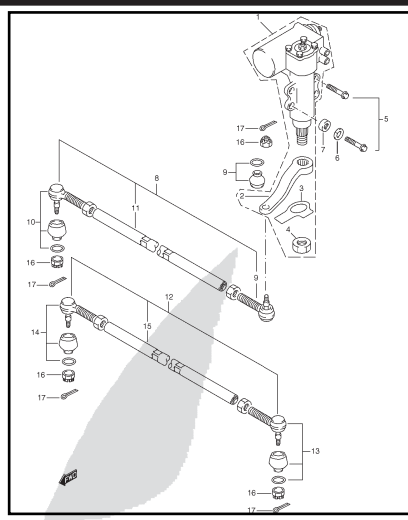


FIG. 73 STEERING PUMP

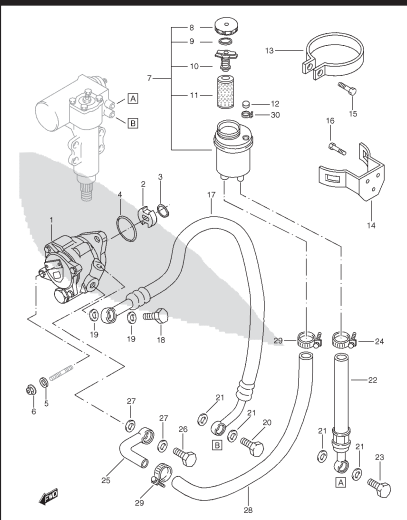


FIG. 74 BRAKE MASTER CYLINDER

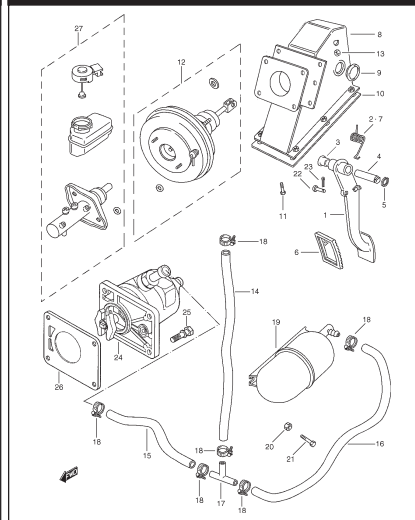


FIG. 75 CLUTCH PEDAL

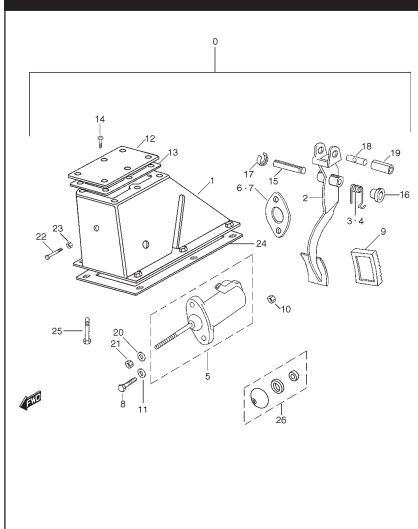


FIG. 76 BRAKE PIPING

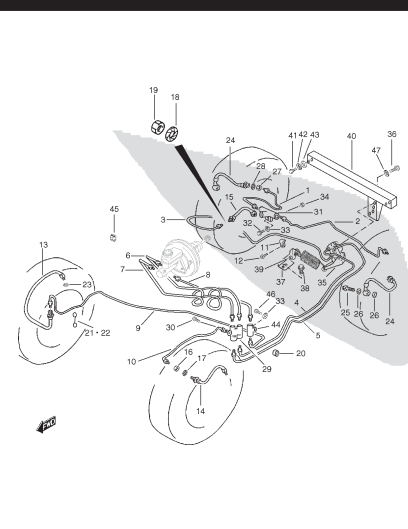


FIG. 77 FRONT WHEEL BRAKE

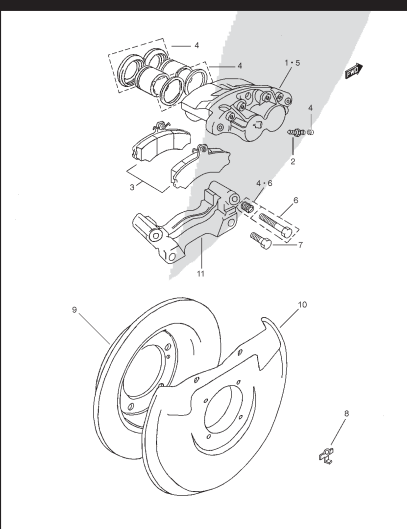


FIG. 78 REAR WHEEL BRAKE

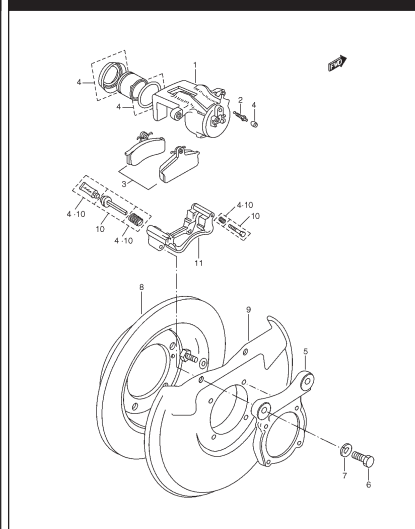


FIG. 79 PARKING BRAKE

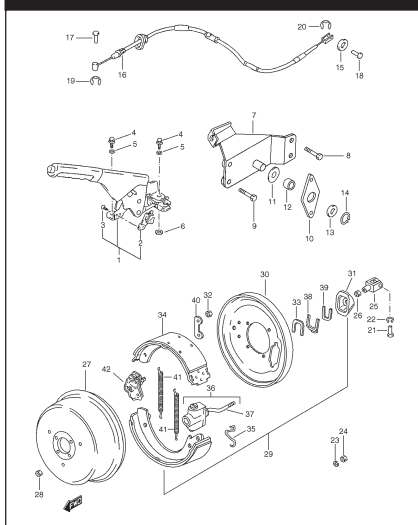


FIG. 80 CHASSIS FRAME

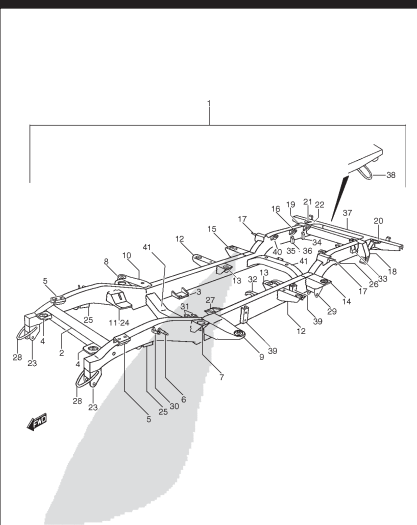


FIG. 81 FRONT FRAME

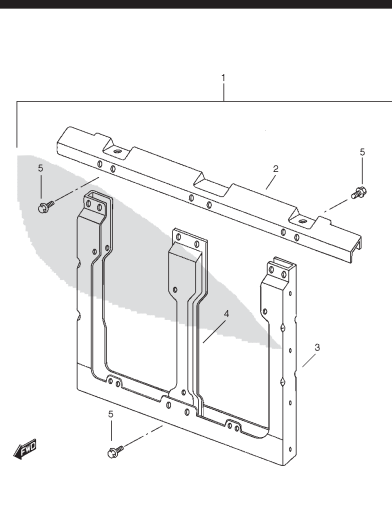


FIG. 82 FRONT HOOD

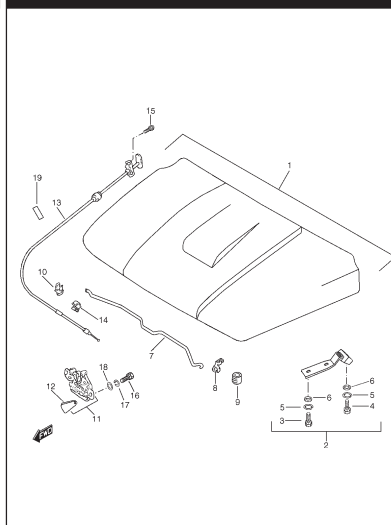


FIG. 83 FRONT FENDERS

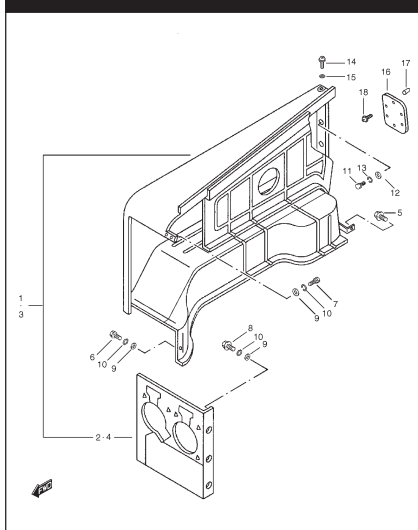


FIG. 84 WINDSHIELD GLASS

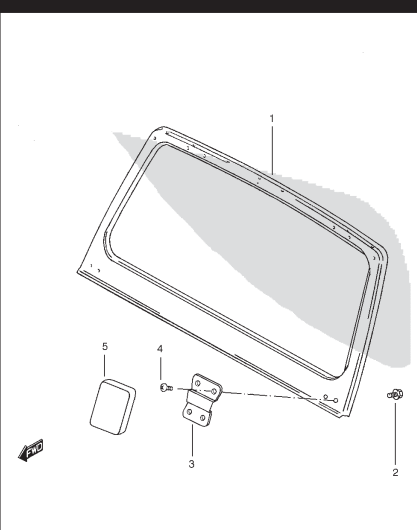


FIG. 85 FRONT BODY

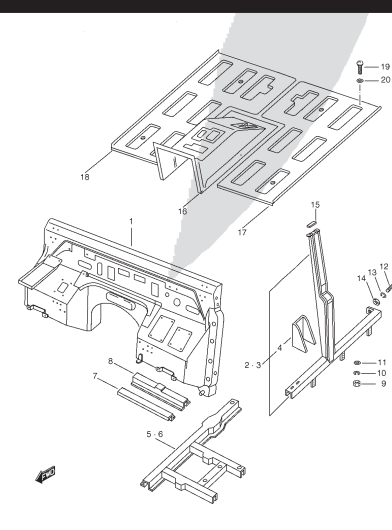
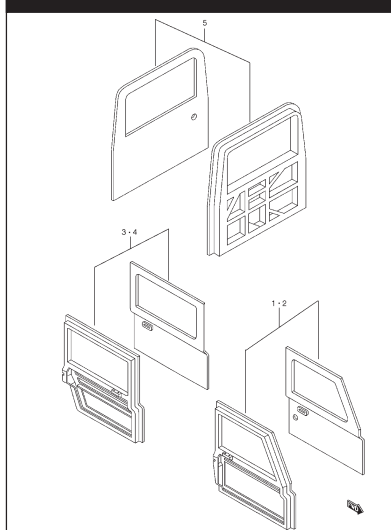


FIG. 86 DOOR PANEL



INFO.  
1



FIG. 87 HINGES

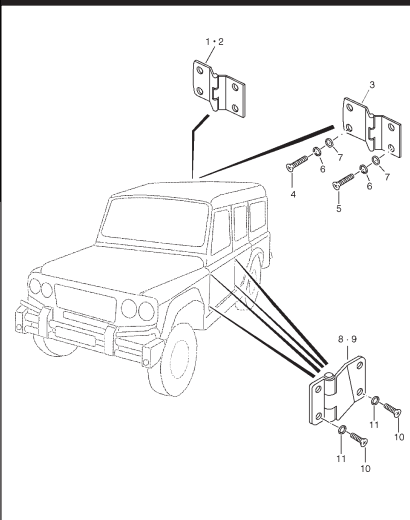


FIG. 88 REAR BODY

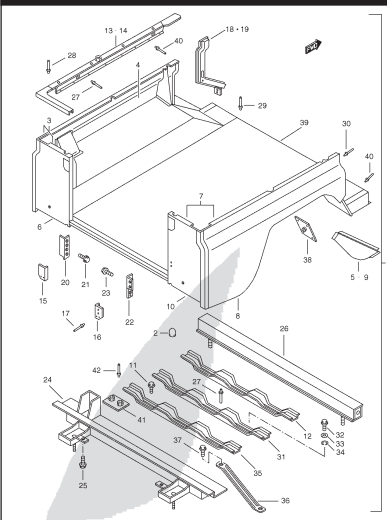


FIG. 89 SIDE REAR BODY

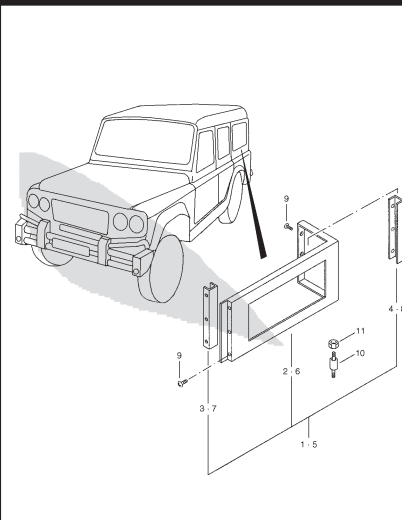


FIG. 90 BODY MOUNTING

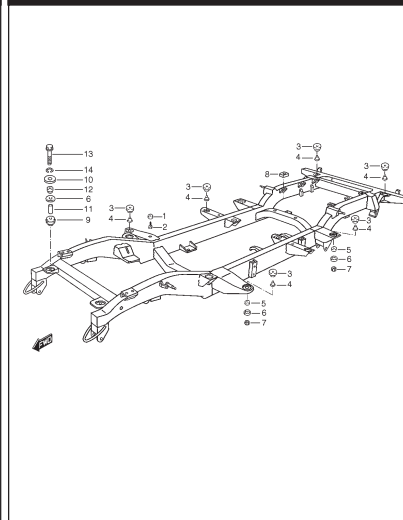


FIG. 91 FRONT BUMPER & GRILLE

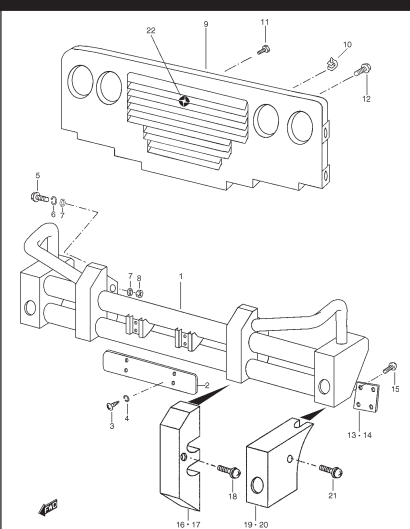


FIG. 92 ABUTMENT & RR BUMPER

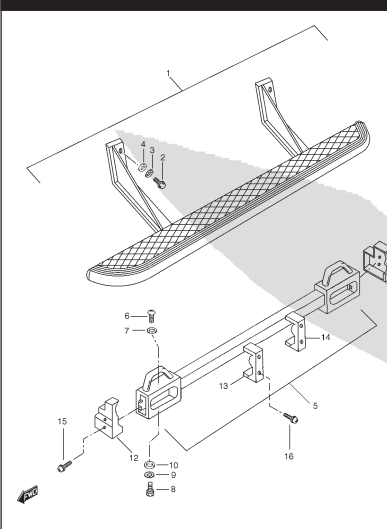


FIG. 93 JACK AND TOOLS

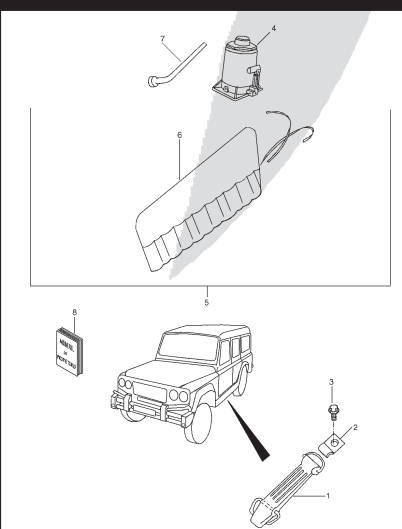


FIG. 94 INSTRUMENT PANEL

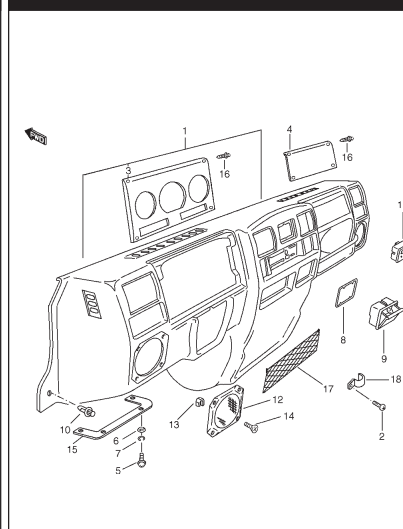


FIG. 95 VENTILATOR / HEATER

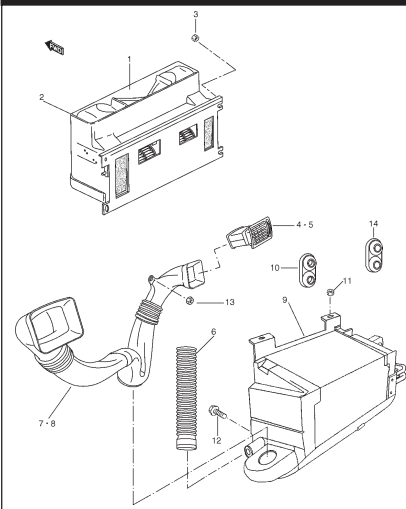


FIG. 96 HEATER CONTROL

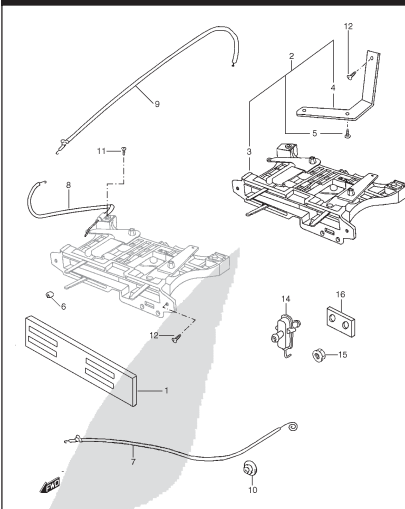


FIG. 97 ANTI-SQUEAK

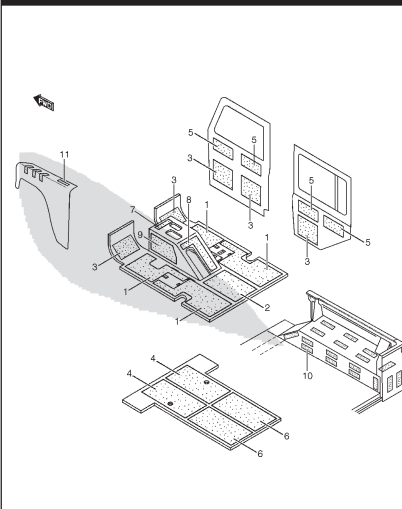


FIG. 98 FLOOR CARPET

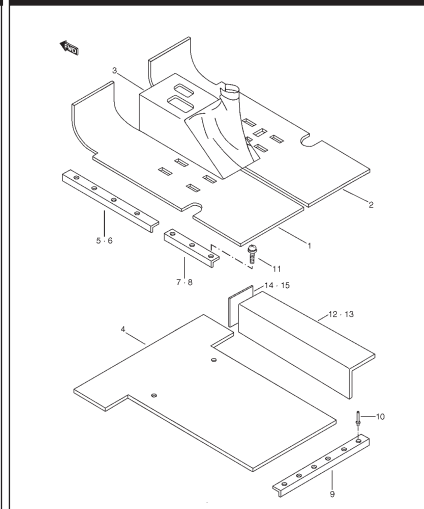


FIG. 99 INTERIOR TRIM

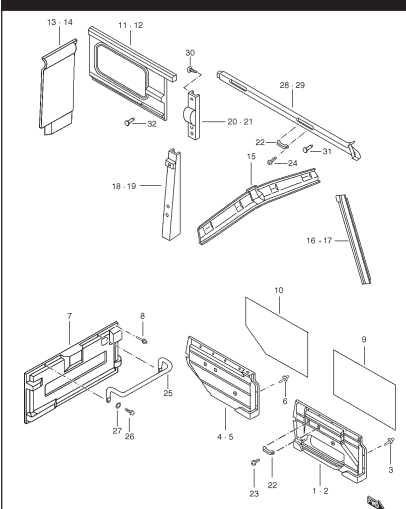


FIG. 100 ROOF PANEL

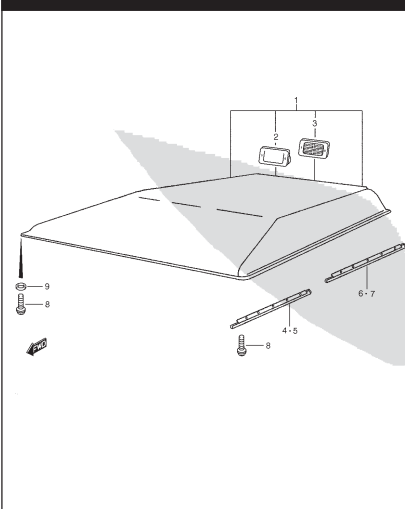


FIG. 101 GARNISH / SPLASH GUARD

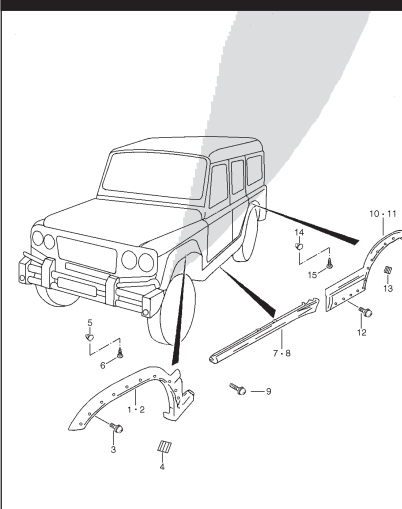
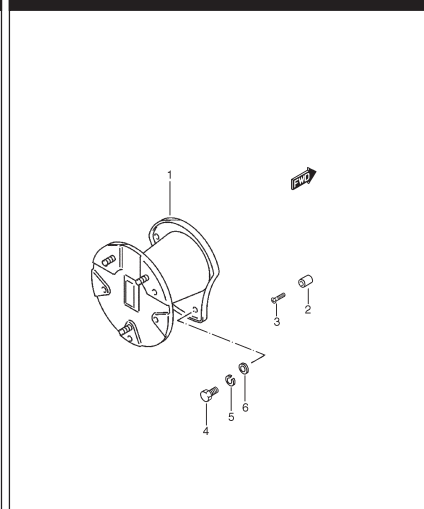


FIG. 102 SPARE TIRE



INFO.  
1

FIG. 103 DOOR STOPPER

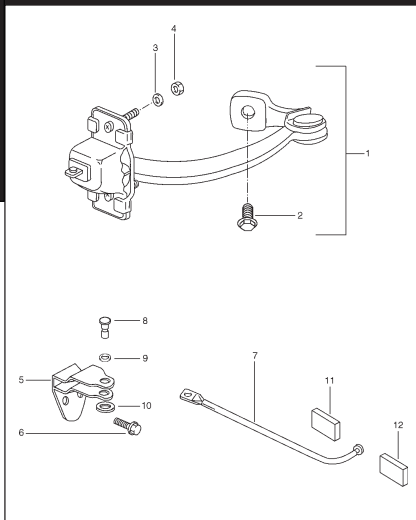


FIG. 104 FRONT DOOR LOCK

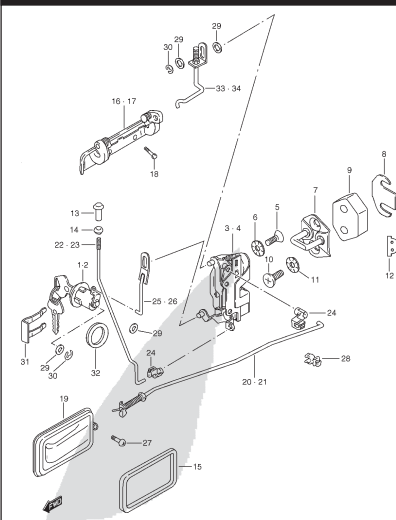


FIG. 105 REAR DOOR LOCK

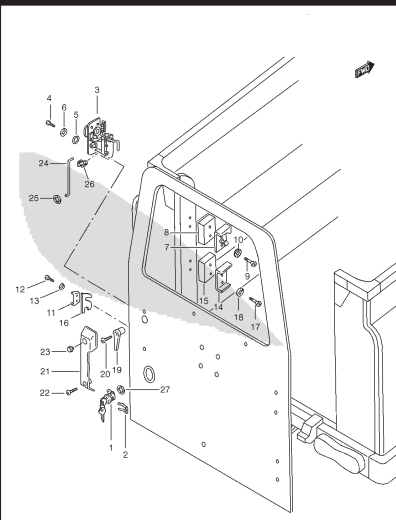


FIG. 106 SIDE DOOR LOCK

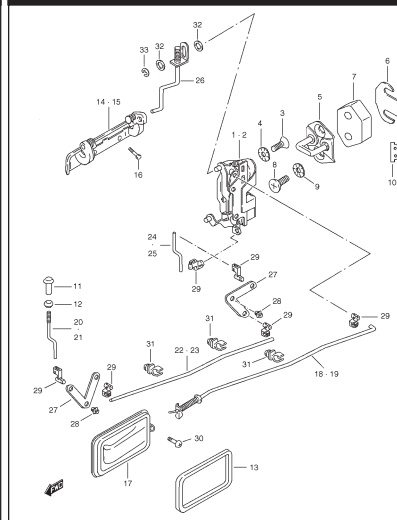


FIG. 107 DOOR REGULATOR

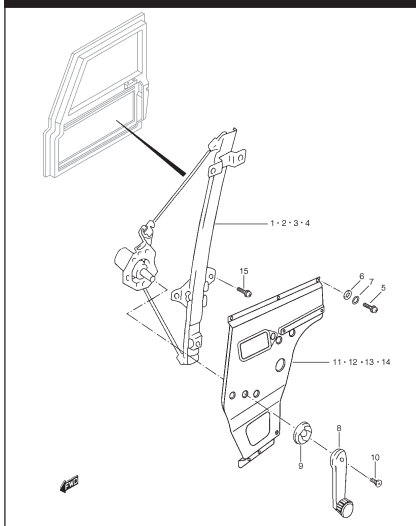


FIG. 108 WEATHERSTRIP

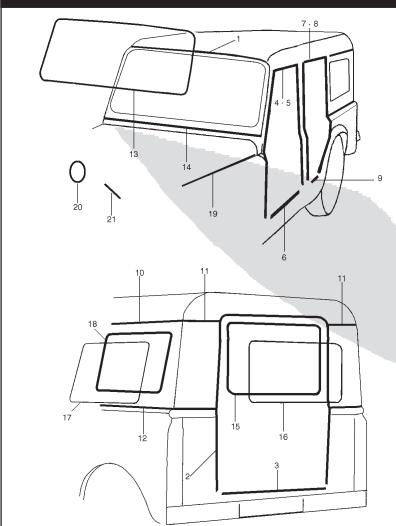


FIG. 109 WINDOW GLASS

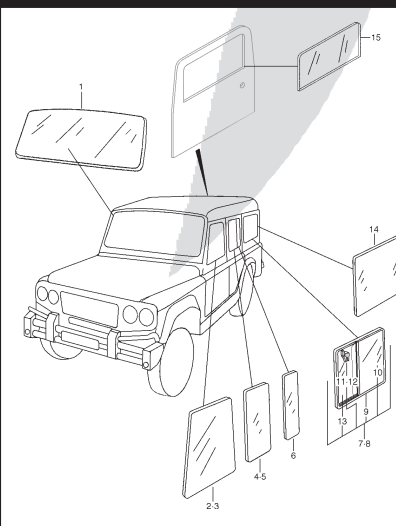


FIG. 110 MIRROR / SUNVISOR

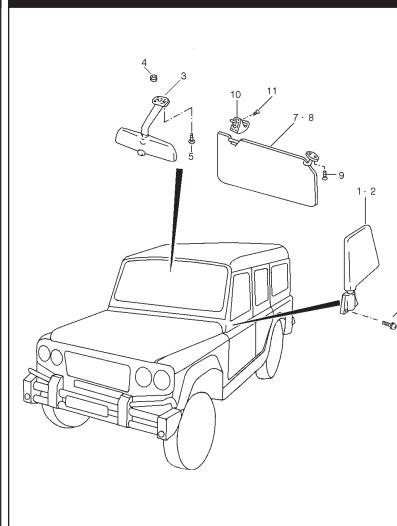


FIG. 111 FUEL TANK

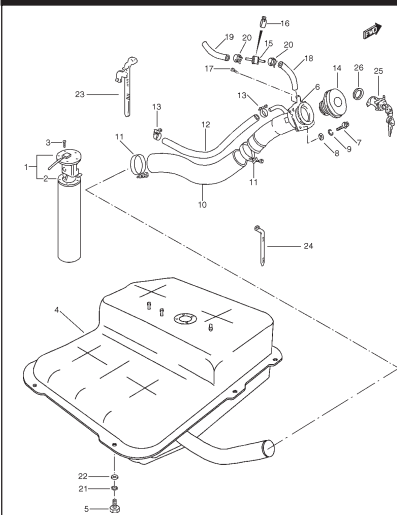


FIG. 112 FRONT SEAT

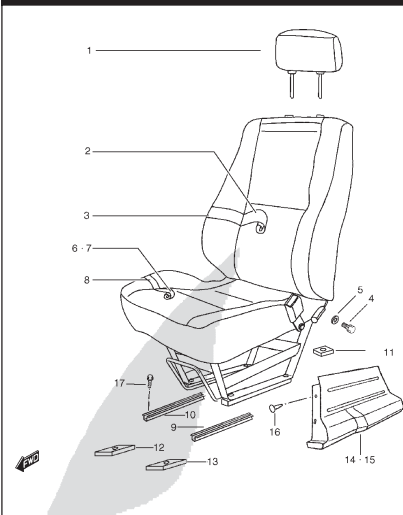


FIG. 113 CENTER SEAT

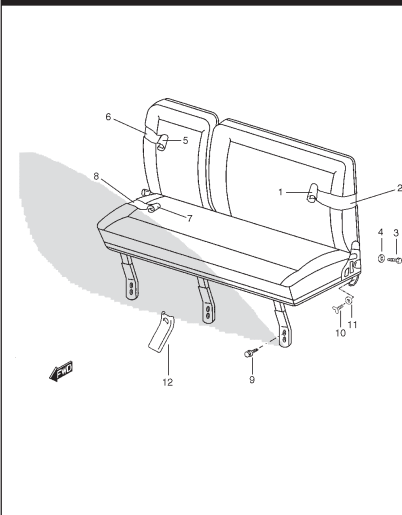


FIG. 114 SIDE REAR SEAT

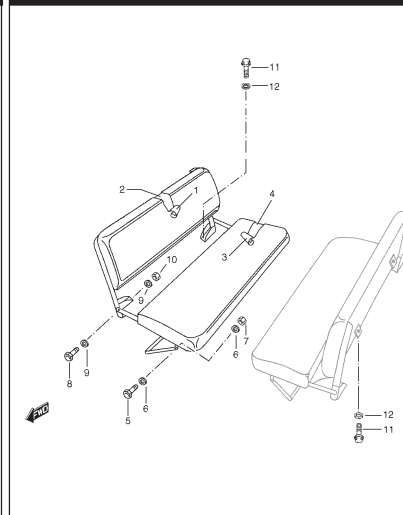


FIG. 115 SEAT BELT

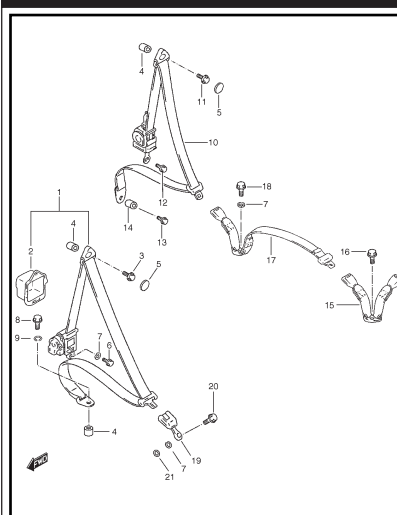


FIG. 116 DOOR GLASS RUN

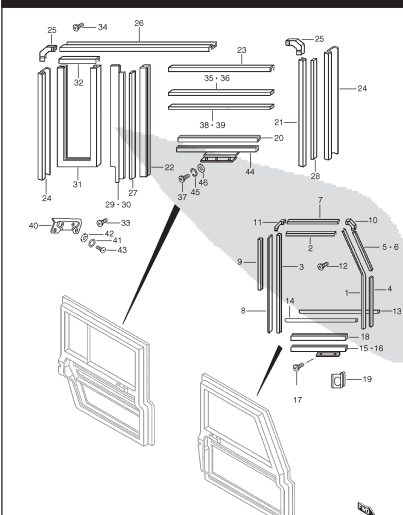


FIG. 117 SILENCER

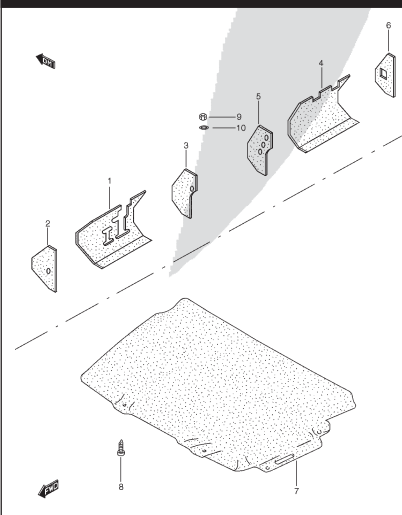
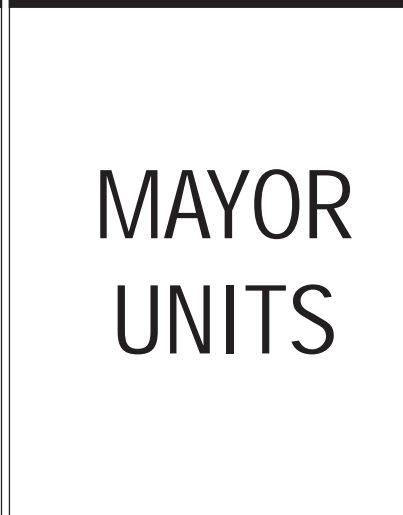


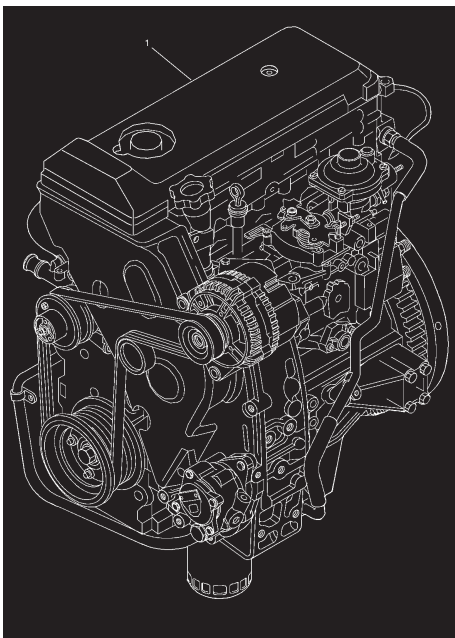
FIG. 118 MAYOR UNITS



INFO.  
1

MAYOR  
UNITS

# ENGINE

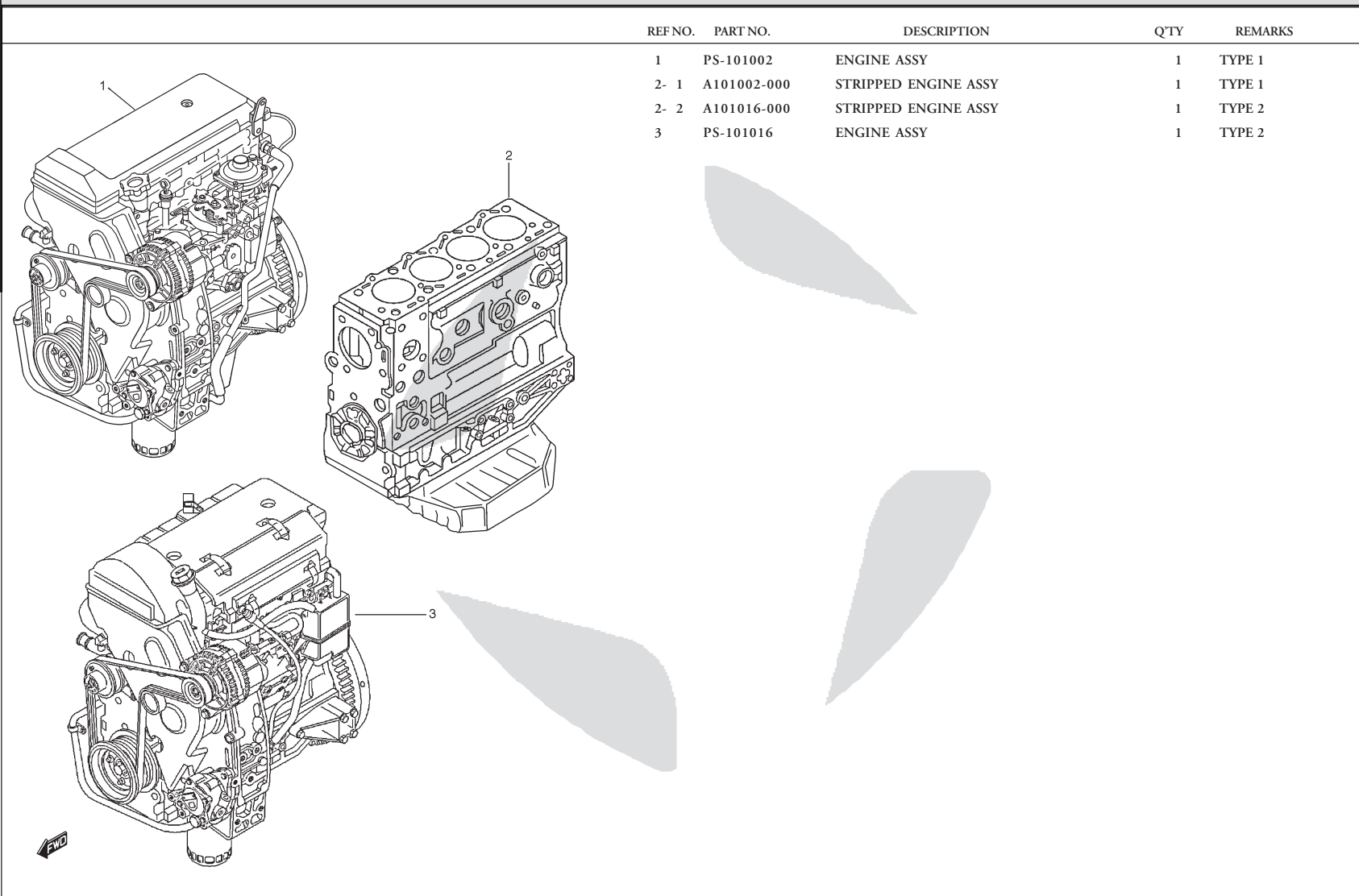


PS-10 (TYPE 1 / TYPE 2)

FIG. 1

## MOTOR ASSY

REF NO.	PART NO.	DESCRIPTION	Q'TY	REMARKS
1	PS-101002	ENGINE ASSY	1	TYPE 1
2- 1	A101002-000	STRIPPED ENGINE ASSY	1	TYPE 1
2- 2	A101016-000	STRIPPED ENGINE ASSY	1	TYPE 2
3	PS-101016	ENGINE ASSY	1	TYPE 2



PS-10 (TYPE 1 / TYPE 2)

FIG. 2

## CYLINDER BLOCK

REF NO.	PART NO.	DESCRIPTION	Q'TY	REMARKS
1- 1	A040015-000	CYLINDER BLOCK ASSY	1	TYPE 1
1- 2	A040015-027	CYLINDER BLOCK ASSY	1	TYPE 2
2	A040015-001	.SCREW	10	
3	A040015-002	.DOWEL PIN	2	
4	A040015-003	.DOWEL PIN	1	
5	A040015-004	.O RING	1	D:9.2 T:1.7
6	A040015-005	.SCREW CONNECTOR	4	
7	A040015-006	.CONNECTING PLATE	4	
8	A040015-007	.RING, CENTERING	1	
9	A040015-008	.THREADED PLUG	1	
10	A040015-009	.STUD BOLT	1	
11	A040015-010	.WASHER	1	D:18X22 T:1.5
12	A040015-011	.NOZZLE, OIL	4	
13	A040015-012	.PLUG, LOCK	5	D:40
14	A040015-013	.PLUG	2	D:16
15	A040015-014	.PLUG, LOCK	1	D:25
16	A040015-015	.DOWEL PIN	1	
17	A040015-016	.DOWEL PIN	2	
18	A101002-003	.GASKET RH, CYLINDER BLOCK	1	
19	A101002-004	.GASKET LH, CYLINDER BLOCK	1	
20	A040015-017	.COVER	1	
21	A101002-013	.GASKET, COVER	1	
22- 1	A040015-019	.BOLT	4	M8X1.25X16
23	A040015-022	.THREADED PLUG	1	TYPE 2
24	A040015-023	.DOWEL PIN	1	TYPE 2
25	A040015-025	.PLUG, LOCK	1	TYPE 2
26	A040015-026	.BOLT	1	TYPE 2
27- 1	A040015-020	WALL, CYLINDER	4	STD
27- 2	A040015-021	WALL, CYLINDER	4	+0.2
28- 1	A101002-001	ENGINE GASKET SET	1	TYPE 1
28- 2	A101002-015	ENGINE GASKET SET	1	TYPE 2

ENGINE

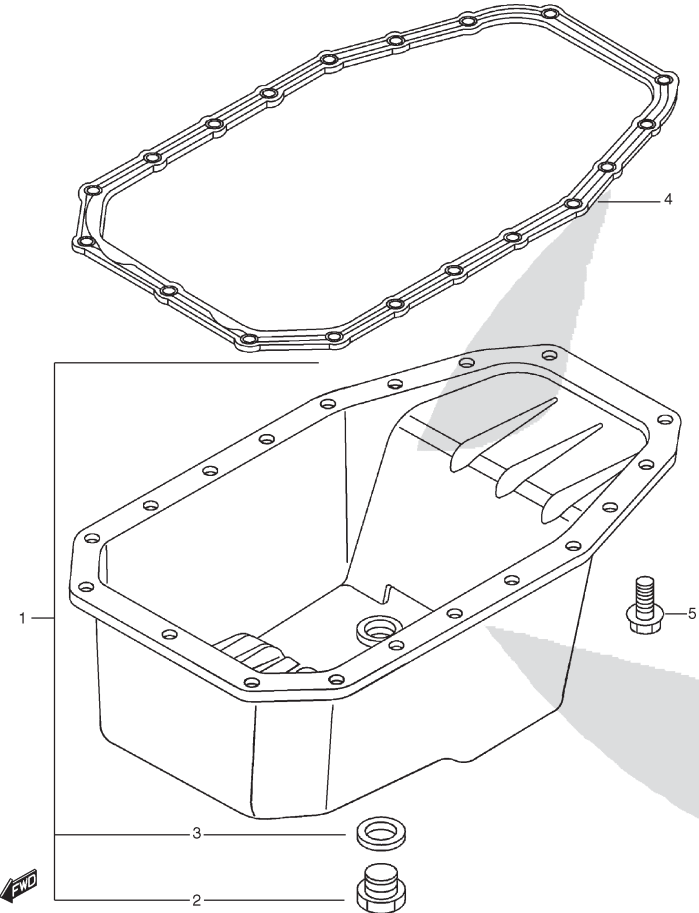
2

PS-10 (TYPE 1 / TYPE 2)

FIG. 3

## OIL PAN

REF NO.	PART NO.	DESCRIPTION	Q'TY	REMARKS
1	A042013-000	SUMP ASSY, OIL	1	
2	A042013-002	.THREADED PLUG	1	M22X1.5
3	A042013-003	.GASKET WASHER	1	D:22X27 T:1.5
4	A101002-005	GASKET, OIL SUMP	1	
5	A042013-001	SCREW	19	



PS-10 (TYPE 1 / TYPE 2)



FIG. 4

## ENGINE COVERS

		REF NO.	PART NO.	DESCRIPTION	Q'TY	REMARKS
		1	A043018-024	HOUSING ASSY, BRACKET	1	
		2	A043021-041	.PLUG	1	
		3	A365003-002	.WASHER	1	
		4	A043018-002	.BUSH	1	D:18X30
		5	A043018-015	.BOLT	4	M8X45
		6	A043018-016	.BOLT	6	M8X1.25X25
		7	A043018-017	.SPRING WASHER	11	D:8X16 T:1.4
		8	A043018-022	.DOWEL PIN	3	D:8
		9	A043018-023	.DOWEL PIN	1	D:11
		10	A043018-020	.BUSH	1	D:40X46.2
		11	A101002-006	.GASKET, FRONT COVER	1	
		12	A043021-044	.BUSH	1	
		13	A043021-040	.BUSH	1	
		14	A043018-000	STUD	1	M8X16X55, TYPE 1
		15	A043018-001	BRACKET, LH	1	
		16	A043018-025	BRACKET, RH	1	
		17	A043018-003	STUD	3	M8X30
		18	A043018-004	O RING	1	D:21.8 T:2.6
		19	A043018-005	O RING	2	
		20	A043018-006	BOLT	1	M6X30
		21	A043018-030	BOLT	2	M6X25
		22	A101002-014	GASKET, CYLINDER BLOCK	1	
		23	A043018-008	SCREW	2	
		24- 1	A043018-009	PROTECTION	1	TYPE 1
		24- 2	A043021-035	PROTECTION	1	TYPE 2
		25	A043018-010	BOLT	1	
		26	A043018-011	BOLT	2	
		27	A043018-012	BOLT	1	
		28	A043018-013	BOLT	1	
		29	A043018-014	BOLT	1	

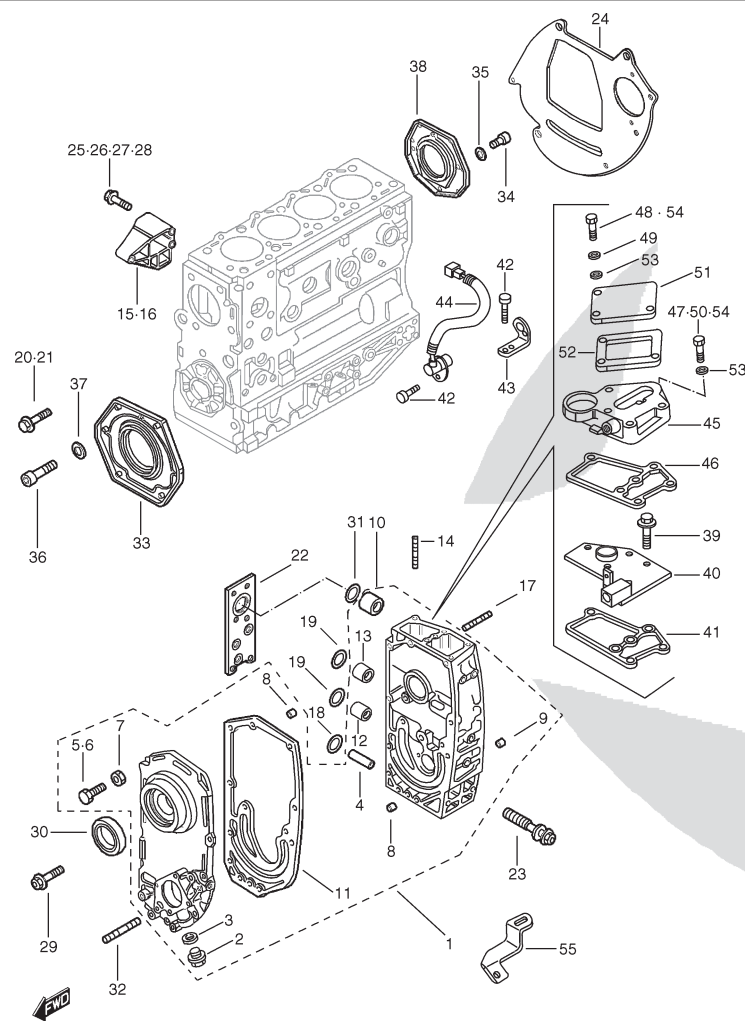
PS-10 (TYPE 1 / TYPE 2)

ENGINE

2

FIG. 4

## ENGINE COVERS



REF NO.	PART NO.	DESCRIPTION	Q'TY	REMARKS
30	A043018-019	SEAL, AUX. GROUP	1	
31	A043018-021	O RING	1	D:46.04 T:3.53
32	A043018-026	STUD	2	M10X15X25
33	A043018-027	SEAL, FRONT CRANKSHAFT OIL	1	
34	A043018-028	BOLT	7	M8X1.25X16
35	A043018-029	WASHER	7	D:8X16X1.9
36	A043018-031	BOLT	3	M6X16
37	A043018-032	SPRING WASHER	3	D:6X12
38	A043018-033	SEAL, REAR CRANKSHAFT OIL	1	
39	A045014-010	BOLT	1	TYPE 2
40	A043021-036	COVER, UPPER	1	TYPE 2
41	A201002-001	GASKET	2	TYPE 2
42	A242014-002	BOLT	2	TYPE 2
43	A043021-037	SUPPORT	2	TYPE 2
44	A043021-039	SENSOR	2	TYPE 2
45	A201002-000	COVER, UPPER	1	TYPE 1
46	A201002-001	GASKET	1	TYPE 1
47	A100009-005	BOLT	1	M8X20, TYPE 1
48	A201002-003	BOLT	1	M8X55, TYPE 1
49	A201002-004	WASHER	3	D:8.15, TYPE 1
50	A201002-005	BOLT	2	M8X60, TYPE 1
51	A201002-006	COVER	1	TYPE 1
52	A201002-007	GASKET	1	TYPE 1
53	A043018-017	SPRING WASHER	6	D:8X16 T:1.4, TYPE 1
54	A043018-016	BOLT	2	M8X1.25X25, TYPE 1
55	A043021-043	SUPPORT	2	TYPE 2

PS-10 (TYPE 1 / TYPE 2)

FIG. 5

## ENGINE BREATHER

REF NO.	PART NO.	DESCRIPTION	Q'TY	REMARKS
1	A045014-003	BREATHER	1	
2	A045014-001	BOLT	1	M8X30
3	A045014-002	WASHER	1	D:8X20
4	A045014-000	O RING	1	D:44 T:3.53
5	A045014-004	BOLT	1	M8X20
6	08013-86CA0	CLIP, HOSE	5	
7- 1	A045014-006	SPRING WASHER	1	D:8X12.2X2, TYPE 1
7- 2	A043018-017	SPRING WASHER	1	D:8X16 T:1.4, TYPE 2
8	A045014-007	HOSE	1	L:550
9	A045014-008	SPACING BAR	1	TYPE 1
10	A045014-011	HOSE	1	
11	A045014-010	BOLT	1	M8X1.25X20, TYPE 1
12	PS-110008	HOSE	1	
13	A045014-012	BRACKET, HOSE	1	TYPE 1
14	A045014-013	CLIP	1	TYPE 1
15	A045014-014	NUT	1	TYPE 1
16	A045014-015	CLIP	1	TYPE 1
17	A043018-017	SPRING WASHER	1	D:8X16 T:1.4, TYPE 1
18	A045014-017	BOLT	1	M8X12, TYPE 1

PS-10 (TYPE 1 / TYPE 2)

ENGINE

2

FIG. 6

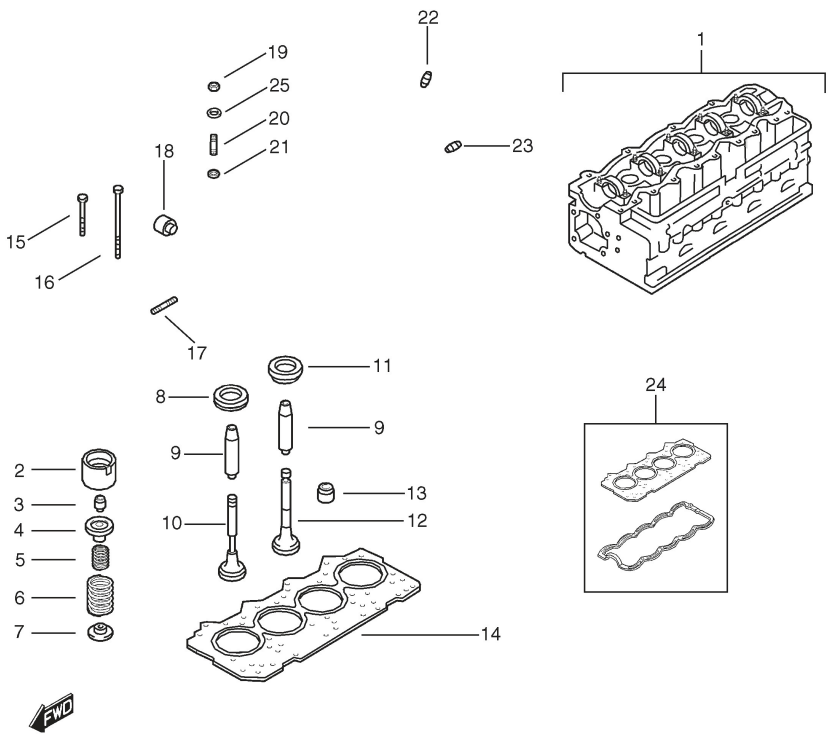
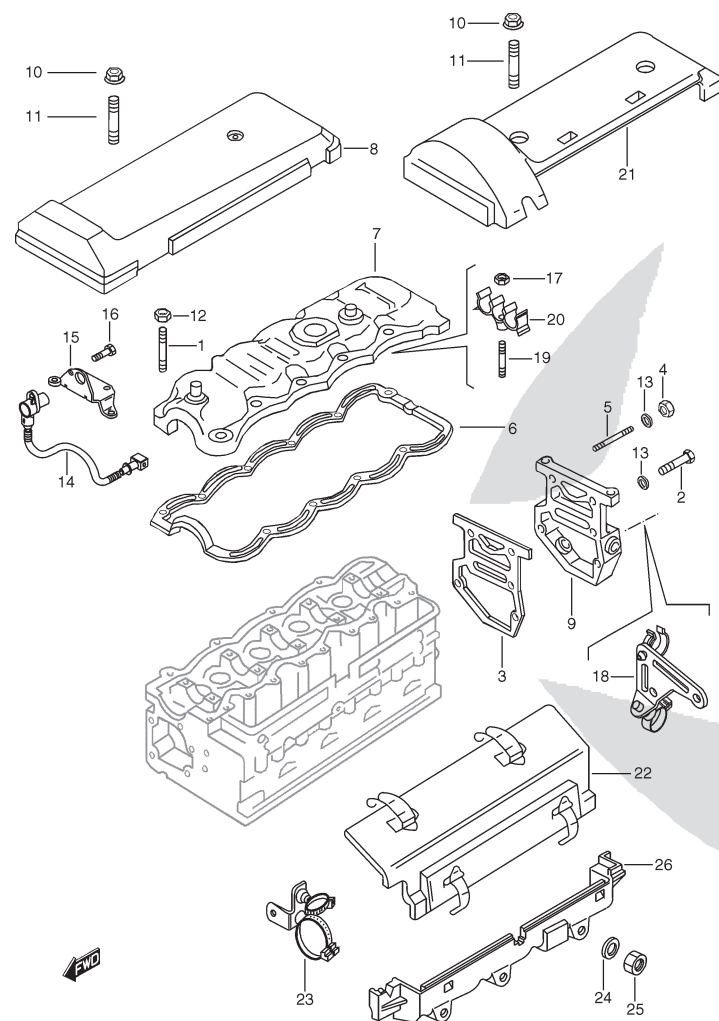


FIG.6 CULASSE

POS.NUM.	RÉFÉRENCE	DÉNOMINATION	QTY	OBSERV.
1-1	A060017-014	CULASSE ASSEMBLEE COMPLETE	1	TYPE 1
1-2	A060017-024	CULASSE ASSEMBLEE COMPLETE	1	TYPE 2
2	A060017-012	POUSOIR	4	
3	A060017-008	DEMI-CONE DE SOUPAPE	16	
4	A060017-005	ARRETOIR DE RESSORT, HAUT	8	
5	A060017-004	RESSORT INTERIEUR DE SOUPAPE	8	
6	A060017-003	RESSORT EXTERIEUR DE SOUPAPE	8	
7	A060017-006	ARRETOIR DE RESSORT,BAS	8	
8	A060017-010	SIEGE DE SOUPAPE D'ADMISSION	4	
9-1	A060017-000	GUIDE DE SOUPAPE	8	+0,05
9-2	A060017-001	GUIDE DE SOUPAPE	8	+0,10
9-3	A060017-002	GUIDE DE SOUPAPE	8	+0,20
10	A060017-030	SOUPAPE D'ADMISSION	4	
11	A060017-011	SIEGE DE SOUPAPE D'ECHAPPEMENT	4	
12	A060017-009	SOUPAPE D'ECHAPPEMENT	8	
13	A060017-013	JOINT/GUIDE DE SOUPAPE	8	
14-1	A101002-001-120	JOINT DE CULASSE	1	T:1,20
14-2	A101002-001-130	JOINT DE CULASSE	1	T:1,30
14-3	A101002-001-140	JOINT DE CULASSE	1	T:1,40
15-1	A060017-018	GOUJON DE CULASSE TYPE1	12	M12X1,25X119
15-2	A060017-026	GOUJON DE CULASSE TYPE 2	12	M12X1,25X119
16	A060017-017	GOUJON DE CULASSE	10	M12X1,25X163
17	A060017-021	GOUJON	4	M6X25
18	A060017-016	OBTURATEUR	8	T:1,30 TYPE 1
19-1	A060017-023	ECROU	10	M8X1,25 TYPE 1
19-2	A060017-002	ECROU	10	M8X1,25 TYPE 2
20	A060017-019	GOUJON	10	M8X16X45
21	A060017-022	BAGUE	10	
22	A060017-015	BAGUE FILETEE	4	M14X1,5X20
23	A060017-020	BOUCHON FILETE	1	M10X1,25
24-1	A101002-002	JEU DE JOINTS	1	TYPE 1
24-2	A101002-016	JEU DE JOINTS	1	TYPE 2
25	A060017-025	RONDELLE	10	TYPE 2

FIG. 7

## CYLINDER HEAD COVER



REF NO.	PART NO.	DESCRIPTION	Q'TY	REMARKS
1- 1	A063000-000	STUD	12	M6X30, TYPE 1
1- 2	A063000-001	STUD	16	M6X30, TYPE 2
2	A043018-016	BOLT	2	M8X1.25X25
3	A101002-008	GASKET, REAR COVER	1	
4	A063000-002	NUT	3	M8
5	A063000-003	STUD	3	M8X40
6- 1	A101002-007	GASKET, HEAD COVER	1	TYPE 1
6- 2	A063000-017	GASKET, HEAD COVER	1	TYPE 2
7- 1	A063000-004	CYLINDER HEAD COVER	1	TYPE 1
7- 2	A063000-018	CYLINDER HEAD COVER	1	TYPE 2
8	A063000-005	COVER, UPPER	1	TYPE 1
9- 1	A063000-006	COVER, REAR	1	TYPE 1
9- 2	A063000-020	COVER, REAR	1	TYPE 2
10	A063000-007	NUT	2	
11- 1	A063000-008	STUD	2	M6X16, TYPE 1
11- 2	A063000-014	STUD	2	M6X16, TYPE 2
12- 1	A063000-009	NUT	12	M6, TYPE 1
12- 2	A063000-012	NUT	12	M6, TYPE 2
13	A043018-017	SPRING WASHER	5	D:8X16 T:1.4
14	A043021-039	SENSOR, CAM POSITION	1	TYPE 2
15	A063000-016	BRACKET	1	TYPE 2
16	A063000-011	BOLT	1	TYPE 2
17	A063000-012	NUT	5	TYPE 2
18	A063000-013	BRACKET	1	TYPE 2
19	A063000-014	STUD BOLT	3	TYPE 2
20	A063000-019	BRACKET, HARNESS	2	TYPE 2
21	A462000-000	COVER, UPPER	1	TYPE 2
22	A462000-001	SIDE COVER	1	TYPE 2
23	A462000-005	SUPPORT	1	TYPE 2
24	A201002-004	WASHER	3	TYPE 2
25	A462000-006	NUT	3	TYPE 2
26	A462000-007	COVER	1	TYPE 2

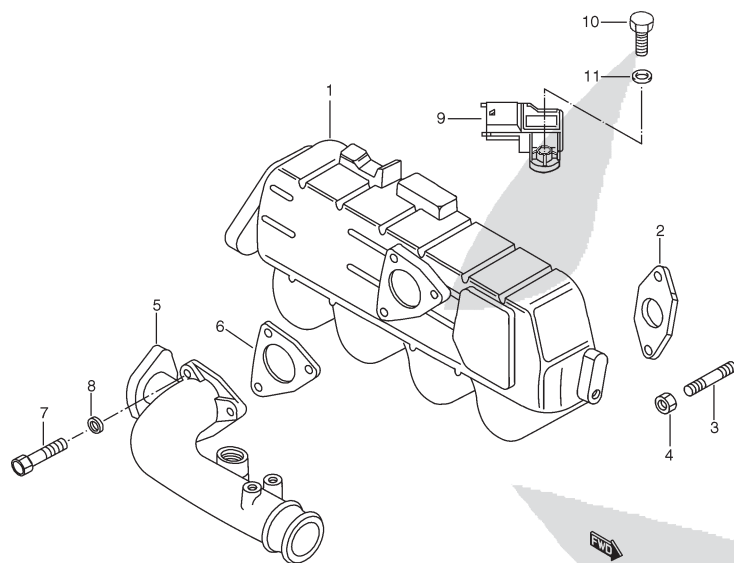
PS-10 (TYPE 1 / TYPE 2)

ENGINE

2

## INTAKE MANIFOLD

REF.NO.	PART NO.	DESCRIPTION	Q'TY	REMARKS
1- 1	A071012-000	INTAKE ELBOW	1	TYPE 1
1- 2	A071014-000	INTAKE ELBOW	1	TYPE 2
2	A101002-009	GASKET, INTAKE ELBOW	4	
3	A071012-001	STUD	8	M8X25, TYPE 1
4	A071012-002	NUT	8	M8X1.25
5	A071012-003	INTAKE ELBOW	1	
6	A101002-010	GASKET, INTAKE ELBOW	1	
7	A071012-004	BOLT	3	M8X35
8	A071012-005	WASHER	3	
9	A071014-001	SENSOR, PRESSURE AND AIR TEMP.	1	TYPE 2
10	A063000-011	BOLT	1	TYPE 2
11	A100009-030	WASHER	1	TYPE 2



36

FIG. 9

## EXHAUST MANIFOLD

REF NO.	PART NO.	DESCRIPTION	Q'TY	REMARKS
1- 1	A076011-000	EXHAUST MANIFOLD	1	TYPE 1
1- 2	A076014-000	EXHAUST MANIFOLD	1	TYPE 2
2	A101002-011	GASKET, EXHAUST MANIFOLD	4	
3- 1	A071012-001	STUD	8	M8X25, TYPE 1
3- 2	A060017-029	STUD	4	TYPE 2
3- 3	A071012-001	STUD	12	TYPE 2
4	A071012-002	NUT	8	M8X1.25
5	A076011-003	STUD	4	TYPE 1
6	A076011-004	RETAINER	1	TYPE 1
7	A076011-005	BOLT	1	M10X1.25X20, TYPE 1
8	A045014-010	BOLT	1	M8X1.25X20, TYPE 1
9	A076011-007	PROTECTION	1	TYPE 1
10	A076011-008	BOLT	3	M6X12, TYPE 1
11	A043018-032	SPRING WASHER	3	D:6X12, TYPE 1
12	A076014-001	SUPPORT	1	TYPE 2
13	A076014-002	NUT	1	TYPE 2
14	A076014-003	SPACING BAR	4	TYPE 2
15	A076014-004	STUD	1	TYPE 2

ENGINE

2

PS-10 (TYPE 1 / TYPE 2)

FIG.10

## CRANKSHFT / CONNECTING RODS

REF NO.	PART NO.	DESCRIPTION	Q'TY	REMARKS
1	A080008-000	CRANKSHAFT ASSY	1	
2	A080008-004	.CAMSHAFT PINION ASSY	1	
3	A080008-005	..PARALLEL PIN	1	
4	A080008-006	.KEY	1	
5	A080008-007	.PLUG, LOCK	4	D:8
6	A080008-008	.RING, CENTERING	1	
7	A080008-001	CONNECTING ROD ASSY	4	
8	A080008-002	.BUSH	4	
9	A080008-003	.BOLT	8	

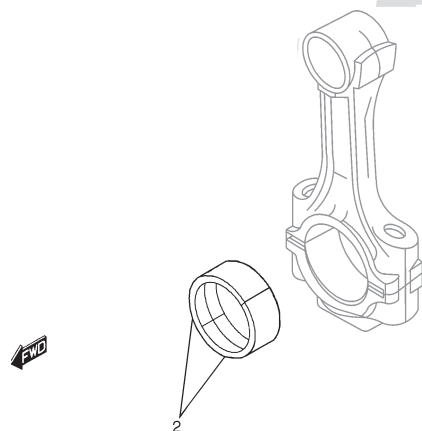
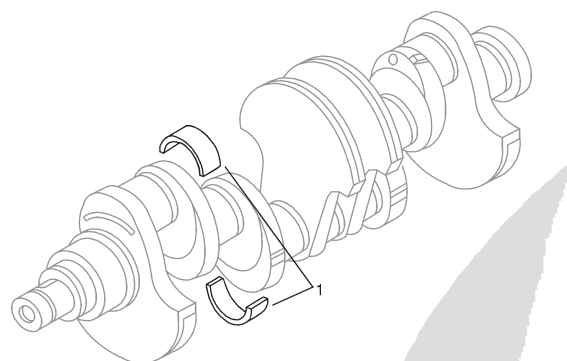
PS-10 (TYPE 1 / TYPE 2)



FIG.11

# MAIN & ROD BEARING

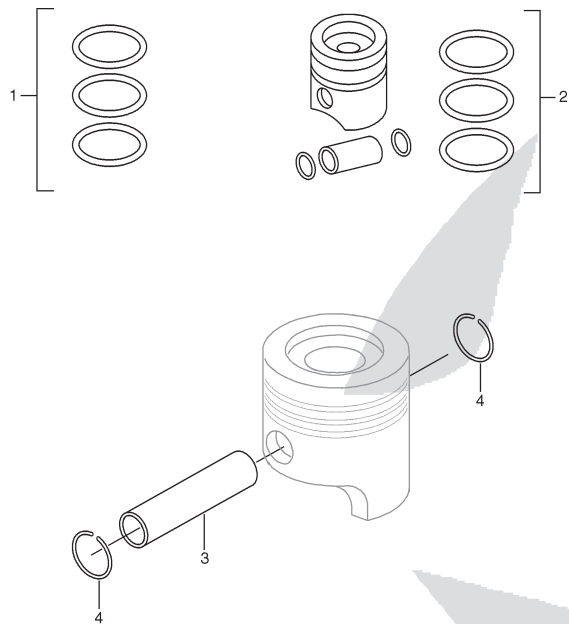
REF NO.	PART NO.	DESCRIPTION	Q'TY	REMARKS
1- 1	A081011-000	MAIN BEARING SET	1	STD
1- 2	A081011-001	MAIN BEARING SET	1	- 0.254
1- 3	A081011-002	MAIN BEARING SET	1	- 0.508
2- 1	A081011-003	CONNECTING ROD BEAR	4	STD
2- 2	A081011-004	CONNECTING ROD BEAR	4	- 0.254
2- 3	A081011-005	CONNECTING ROD BEAR	4	- 0.508



PS-10 (TYPE 1 / TYPE 2)

FIG.12

## PISTON ASSY



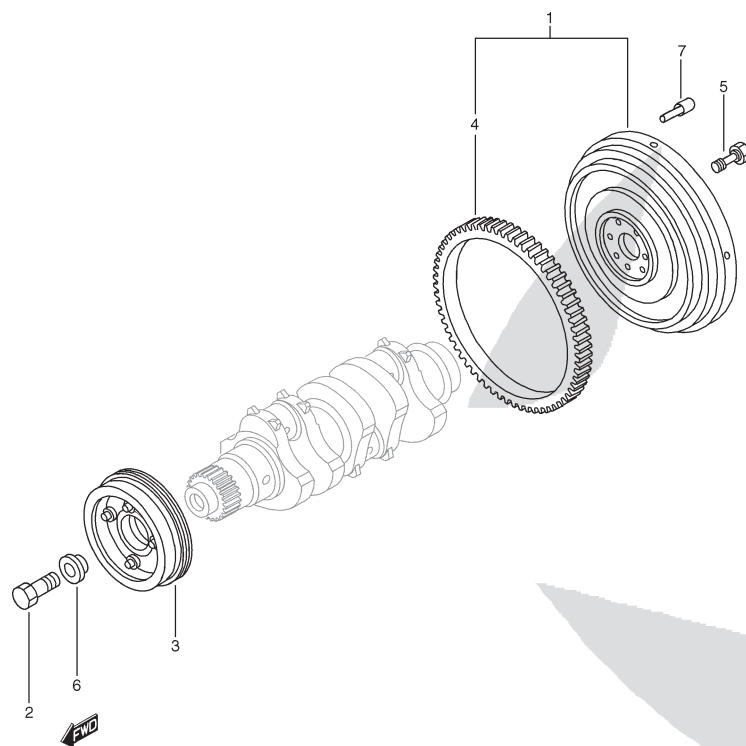
REF NO.	PART NO.	DESCRIPTION	Q'TY	REMARKS
1- 1	A082017-000	PISTON RING SET	4	STD
1- 2	A082017-001	PISTON RING SET	4	+ 0.40
2- 1	A082017-002	PISTON ASSY	4	STD, TYPE 1
2- 2	A082017-006	PISTON ASSY	4	STD, TYPE 2
2- 3	A082017-003	PISTON ASSY	4	+ 0.40, TYPE 1
2- 4	A082017-007	PISTON ASSY	4	+ 0.40, TYPE 2
3	A082017-004	PIN	4	
4	A082017-005	CIRCLIP	8	

PS-10 (TYPE 1 / TYPE 2)

FIG.13

# ENGINE FLYWHEEL

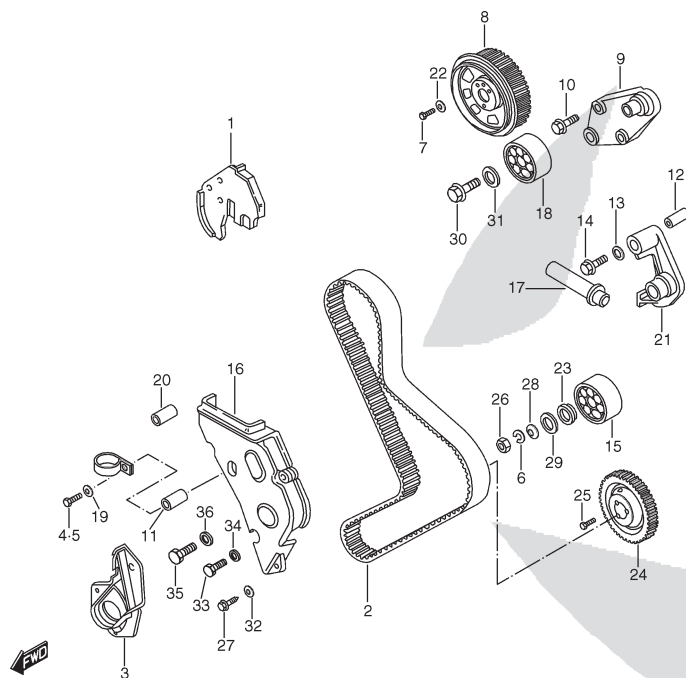
REF NO.	PART NO.	DESCRIPTION	Q'TY	REMARKS
1- 1	A083016-000	FLYWHEEL ASSY	1	TYPE 1
1- 2	A083020-000	FLYWHEEL ASSY	1	TYPE 2
2	A083016-001	BOLT	1	
3	A083016-002	CRANKSHAFT PULLEY	1	
4- 1	A083016-003	.RING GEAR	1	TYPE 1
4- 2	A083020-001	.RING GEAR	1	TYPE 2
5	A083016-004	SCREW	6	
6	A083016-005	SPACING BAR	1	
7	PS-110060	PIN, CLUTCH TO FLYWHEEL	3	



PS-10 (TYPE 1 / TYPE 2)

FIG.14

## GEAR DRIVE



REF NO.	PART NO.	DESCRIPTION	Q'TY	REMARKS
1- 1	A100009-000	PROTECTION	1	TYPE 1
1- 2	A100009-031	PROTECTION	1	TYPE 2
2- 1	A101000-000	TIMING BELT	1	TYPE 1
2- 2	A101000-001	TIMING BELT	1	TYPE 2
3	A100009-001	COVER, BOTTOM	1	
4	A100009-002	BOLT	1	TYPE 1
5	A100009-003	BOLT	1	
6	A100009-004	SPRING WASHER	1	D:10.2X18.1
7	A100009-005	BOLT	3	M8X20
8- 1	A100009-006	CAMSHAFT PINION	1	TYPE 1
8- 2	A100009-032	CAMSHAFT PINION	1	TYPE 2
9- 1	A100009-007	SUPPORT	1	TYPE 1
9- 2	A100009-033	SUPPORT	1	TYPE 2
10	A100009-008	BOLT	3	M8X20
11	A100009-009	SPACING BAR	1	TYPE 1
12	A100009-010	SPACER	1	T:8.3
13	A045014-002	WASHER	1	D:8X20
14	A100009-012	BOLT	1	M8X55
15- 1	A100009-013	BEARING, BELT TENSIONER	1	TYPE 1
15- 2	A100009-035	BEARING, BELT TENSIONER	1	TYPE 2
16	A100009-014	PROTECTION	1	
17	A100009-015	BELT TENSIONER	1	
18	A100009-013	BEARING, BELT TENSIONER	1	
19	A043018-032	SPRING WASHER	2	D:6X12
20	A100009-018	SPACING BAR	1	TYPE 1
21	A100009-019	SUPPORT	1	
22	A043018-017	SPRING WASHER	3	D:8X16 T:1.4
23	A100009-021	SPACER	1	
24- 1	A100009-022	GEAR, INJECTION PUMP DRIVE	1	TYPE 1
24- 2	A100009-036	GEAR, INJECTION PUMP DRIVE	1	TYPE 2

PS-10 (TYPE 1 / TYPE 2)

FIG.14

## GEAR DRIVE

REF NO.	PART NO.	DESCRIPTION	Q'TY	REMARKS
25	A100009-023	SCREW	3	M12X1.25X30
26	A100009-024	NUT	1	M10
27	A100009-025	BOLT	1	M6X18, TYPE 1
28	A100009-026	WASHER	1	D:10X21
29	A100009-027	SPACING BAR	1	
30	A100009-028	BOLT	1	M10X1.25X25
31	A100009-029	SPACER	1	T:5
32	A100009-030	WASHER	1	D:6.4X12, TYPE 1
33	A100009-025	BOLT	1	M6X18
34	A462000-002	WASHER	1	TYPE 2
35	A462000-003	BOLT	1	TYPE 2
36	A462000-004	WASHER	1	TYPE 2

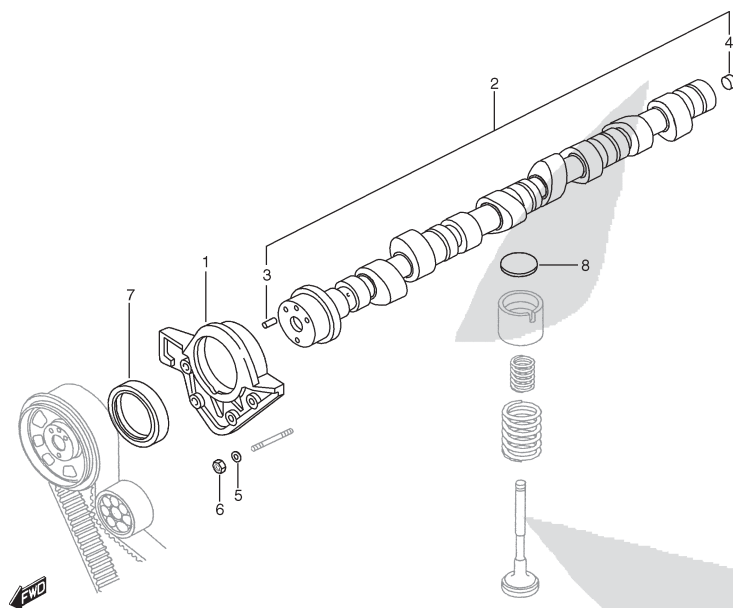
PS-10 (TYPE 1 / TYPE 2)

ENGINE

2

FIG.15

## TIMING PARTS



REF NO.	PART NO.	DESCRIPTION	Q'TY	REMARKS
1	A120007-000	COVER	1	
2- 1	A120007-001	CAMSHAFT ASSY	1	+ 0.20
2- 2	A120007-002	CAMSHAFT ASSY	1	STD
3	A120007-003	.DOWEL PIN	1	D:8
4	A120007-005	.PLUG, LOCK	1	D:12
5	A043018-032	SPRING WASHER	4	D:6X12
6	A120007-006	NUT	4	M6
7	A120007-007	SEAL, OIL	1	
8- 1	A120007-008-325	SHIM	8	T:3.25
8- 2	A120007-008-330	SHIM	8	T:3.30
8- 3	A120007-008-335	SHIM	8	T:3.35
8- 4	A120007-008-340	SHIM	8	T:3.40
8- 5	A120007-008-345	SHIM	8	T:3.45
8- 6	A120007-008-350	SHIM	8	T:3.50
8- 7	A120007-008-355	SHIM	8	T:3.55
8- 8	A120007-008-360	SHIM	8	T:3.60
8- 9	A120007-008-365	SHIM	8	T:3.65
8-10	A120007-008-370	SHIM	8	T:3.70
8-11	A120007-008-375	SHIM	8	T:3.75
8-12	A120007-008-380	SHIM	8	T:3.80
8-13	A120007-008-385	SHIM	8	T:3.85
8-14	A120007-008-390	SHIM	8	T:3.90
8-15	A120007-008-395	SHIM	8	T:3.95
8-16	A120007-008-400	SHIM	8	T:4.00
8-17	A120007-008-405	SHIM	8	T:4.05
8-18	A120007-008-410	SHIM	8	T:4.10
8-19	A120007-008-415	SHIM	8	T:4.15
8-20	A120007-008-420	SHIM	8	T:4.20
8-21	A120007-008-425	SHIM	8	T:4.25
8-22	A120007-008-435	SHIM	8	T:4.35

PS-10 (TYPE 1 / TYPE 2)

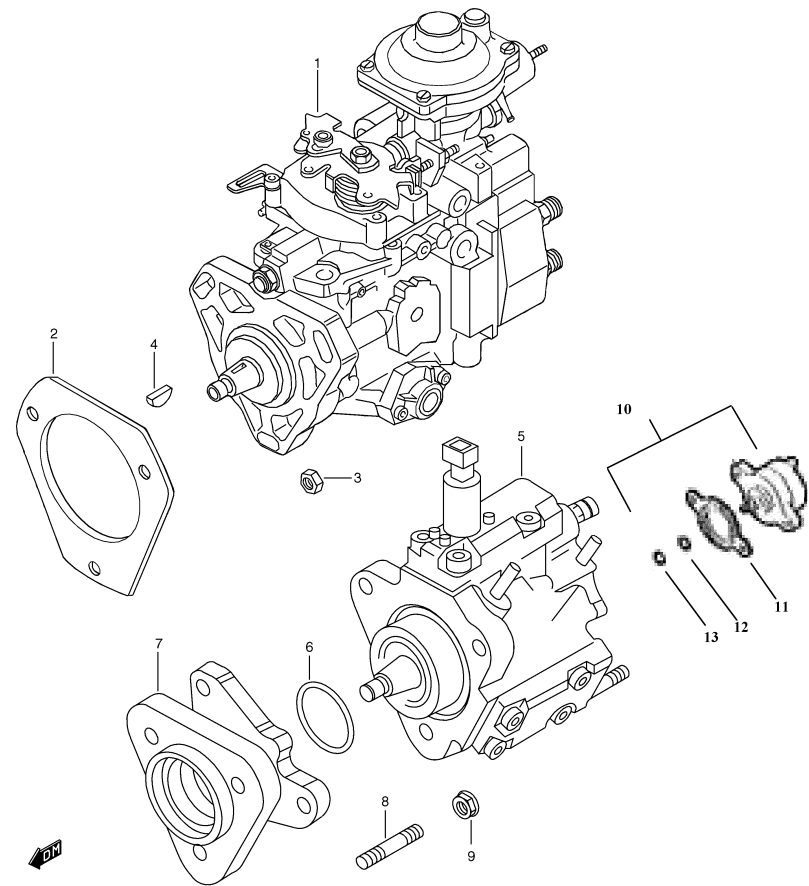
FIG.15

TIMING PARTS

REF NO.	PART NO.	DESCRIPTION	Q'TY	REMARKS
8-23	A120007-008-440	SHIM	8	T:4.40
8-24	A120007-008-445	SHIM	8	T:4.45
8-25	A120007-008-455	SHIM	8	T:4.55
8-26	A120007-008-465	SHIM	8	T:4.65
8-27	A120007-008-475	SHIM	8	T:4.75
8-28	A120007-008-485	SHIM	8	T:4.85

PS-10 (TYPE 1 / TYPE 2)

FIG.16 INJECTION PUMP



REF NO.	PART NO.	DESCRIPTION	QTY	REMARKS
1	A140031-000	PUMP ASSY, INJECTION	1	TYPE 1
2	A140031-001	GASKET	1	
3	A140031-002	NUT	3	M8X1.25
4	A140031-003	KEY	1	4X6.5, TYPE 1
5	A140031-004	HIGH PRESSURE PUMP	1	TYPE 2
6	A140031-005	O RING	1	TYPE 2
7	A140031-008	BRACKET	1	TYPE 2
8	A043018-003	STUD BOLT	3	TYPE 2
9	A071012-002	NUT	3	TYPE 2
10	A140031-009	PRESSURE REGULATOR	1	TYPE 2
11	A140031-010	PLAIN WASHER, ENGINE	1	TYPE 2
12	A140031-011	JOINT	1	TYPE 2
13	A140031-012	RING	1	TYPE 2



FIG.17

## INJECTION PUMP DRIVE

		REF NO.	PART NO.	DESCRIPTION	Q'TY	REMARKS
		1	A141011-000	SPIND ASSY, INJECTION PUMP	1	
		2	A141011-001	.DOWEL PIN	1	
		3- 1	A141011-002	HUB, INJECTION PUMP	1	TYPE 1
		3- 2	A140031-006	HUB, PRESSURE PUMP	1	TYPE 2
		4- 1	A141011-003	NUT	1	M14X1.5, TYPE 1
		4- 2	A140031-007	NUT	1	M14X1.5, TYPE 2
		5	A141011-006	WASHER	2	D:6.1X11.8, TYPE 1
		6	A141011-005	BOLT	2	M6X10, TYPE 1
		7	A141011-004	LEVER ASSY	1	TYPE 1
		8	A141011-007	.SPRING WASHER	1	D:6X11, TYPE 1
		9	A100009-030	.WASHER	1	D:6.4X12, TYPE 1
		10	A141011-009	.CIRCLIP	1	D:5, TYPE 1
		11	A141011-016	.BALL-END PIN	1	TYPE 1
		12	A141011-011	SCREW CONNECTOR	2	TYPE 1
		13	A141011-012	WASHER	4	D:8.2X12X1, TYPE 1
		14	A141011-013	FUEL LINE	1	TYPE 1
		15	A141011-014	CLIP, PIPE	1	D:8, TYPE 1
		16	A141011-015	CIRCLIP	1	
		17	A141011-010	RETAINER	1	TYPE 1

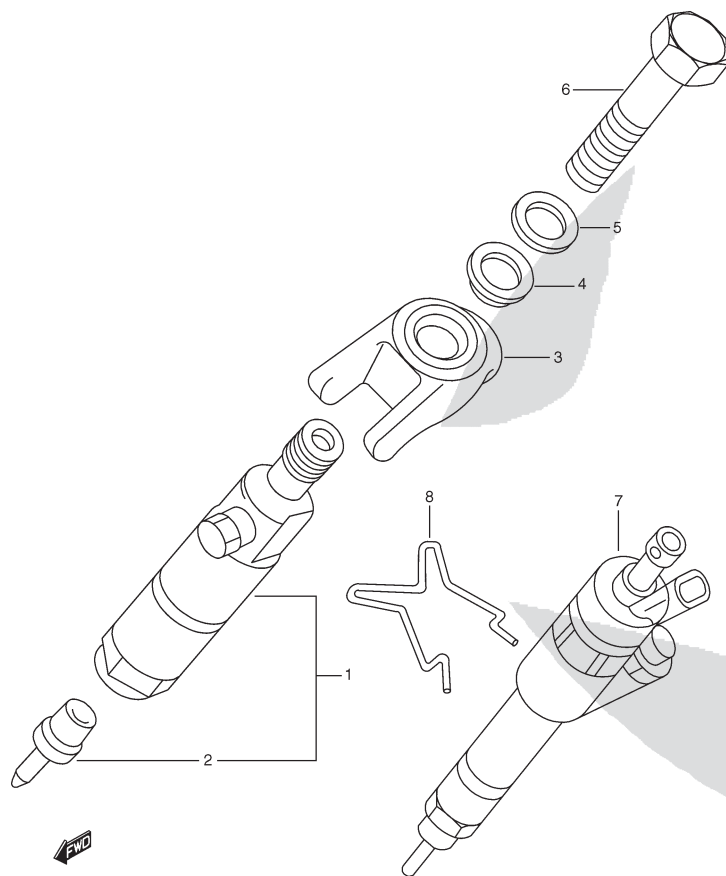
PS-10 (TYPE 1 / TYPE 2)

ENGINE

2

FIG.18

## INJECTOR



REF NO.	PART NO.	DESCRIPTION	Q'TY	REMARKS
1	A101002-012	NOZZLE ASSY	4	TYPE 1
2	A142011-002	.NOZZLE, FUEL	4	TYPE 1
3- 1	A142011-000	RETAINER	4	TYPE 1
3- 2	A142011-005	RETAINER	4	TYPE 2
4	A142011-001	WASHER	4	
5	A142011-003	WASHER	4	D:10X20X2.6
6- 1	A142011-004	BOLT	4	M10X1.25X60, TYPE 1
6- 2	A142011-007	BOLT	4	TYPE 2
7	A142011-006	INJECTOR	4	TYPE 2
8	A142011-008	SUPPORT	4	TYPE 2

PS-10 (TYPE 1 / TYPE 2)

FIG.19

## INJECTOR HOLDER (TYPE 1)

REF NO.	PART NO.	DESCRIPTION	Q'TY	REMARKS
1	A143005-000	WASHER	2	D:6X10
2	A143005-001	SPRING	1	
3	A143005-002	RING, CENTERING	3	
4	A143005-003	PARALLEL PIN	2	
5	A143005-004	PARALLEL PIN	2	
6	A143005-005	SCREW CONNECTOR	1	M6
7	A143005-006	FASTENING RING	1	
8- 1	A143005-007-080	SHIM	AR	T:0.80
8- 2	A143005-007-082	SHIM	AR	T:0.82
8- 3	A143005-007-084	SHIM	AR	T:0.84
8- 4	A143005-007-086	SHIM	AR	T:0.86
8- 5	A143005-007-088	SHIM	AR	T:0.88
8- 6	A143005-007-090	SHIM	AR	T:0.90
8- 7	A143005-007-092	SHIM	AR	T:0.92
8- 8	A143005-007-094	SHIM	AR	T:0.94
8- 9	A143005-007-096	SHIM	AR	T:0.96
8-10	A143005-007-098	SHIM	AR	T:0.98
8-11	A143005-007-100	SHIM	AR	T:1.00
8-12	A143005-007-102	SHIM	AR	T:1.02
8-13	A143005-007-104	SHIM	AR	T:1.04
8-14	A143005-007-106	SHIM	AR	T:1.06
8-15	A143005-007-108	SHIM	AR	T:1.08
8-16	A143005-007-110	SHIM	AR	T:1.10
8-17	A143005-007-112	SHIM	AR	T:1.12
8-18	A143005-007-114	SHIM	AR	T:1.14
8-19	A143005-007-116	SHIM	AR	T:1.16
8-20	A143005-007-118	SHIM	AR	T:1.18
8-21	A143005-007-120	SHIM	AR	T:1.20
8-22	A143005-007-122	SHIM	AR	T:1.22
8-23	A143005-007-124	SHIM	AR	T:1.24

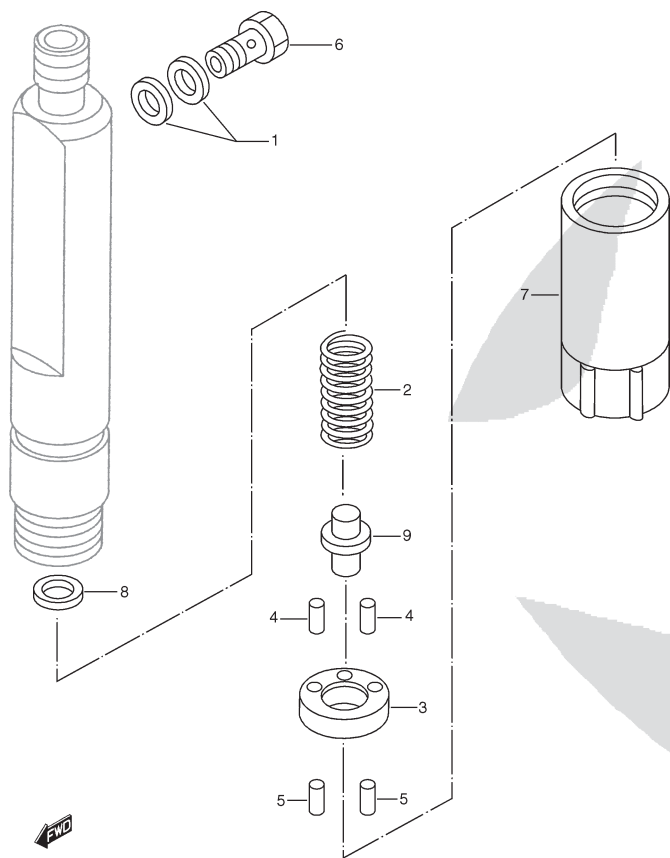
ENGINE

2

PS-10 (TYPE 1 / TYPE 2)

FIG.19

## INJECTOR HOLDER (TYPE 1)

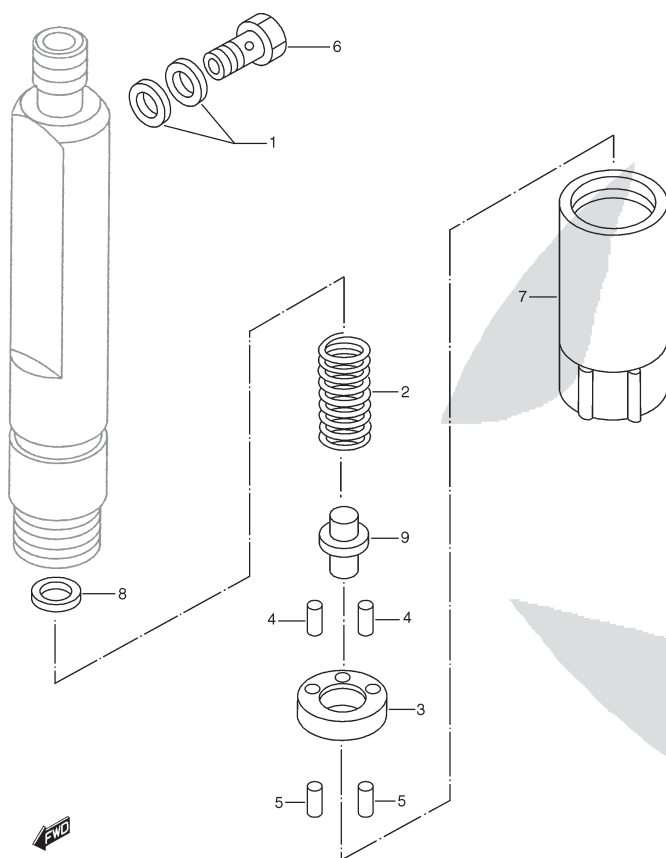


REF NO.	PART NO.	DESCRIPTION	Q'TY	REMARKS
8-24	A143005-007-126	SHIM	AR	T:1.26
8-25	A143005-007-128	SHIM	AR	T:1.28
8-26	A143005-007-130	SHIM	AR	T:1.30
8-27	A143005-007-132	SHIM	AR	T:1.32
8-28	A143005-007-134	SHIM	AR	T:1.34
8-29	A143005-007-136	SHIM	AR	T:1.36
8-30	A143005-007-138	SHIM	AR	T:1.38
8-31	A143005-007-140	SHIM	AR	T:1.40
8-32	A143005-007-142	SHIM	AR	T:1.42
8-33	A143005-007-144	SHIM	AR	T:1.44
8-34	A143005-007-146	SHIM	AR	T:1.46
8-35	A143005-007-148	SHIM	AR	T:1.48
8-36	A143005-007-150	SHIM	AR	T:1.50
8-37	A143005-007-152	SHIM	AR	T:1.52
8-38	A143005-007-154	SHIM	AR	T:1.54
8-39	A143005-007-156	SHIM	AR	T:1.56
8-40	A143005-007-158	SHIM	AR	T:1.58
8-41	A143005-007-160	SHIM	AR	T:1.60
8-42	A143005-007-162	SHIM	AR	T:1.62
8-43	A143005-007-164	SHIM	AR	T:1.64
8-44	A143005-007-166	SHIM	AR	T:1.66
8-45	A143005-007-168	SHIM	AR	T:1.68
8-46	A143005-007-170	SHIM	AR	T:1.70
8-47	A143005-007-172	SHIM	AR	T:1.72
8-48	A143005-007-174	SHIM	AR	T:1.74
8-49	A143005-007-176	SHIM	AR	T:1.76
8-50	A143005-007-178	SHIM	AR	T:1.78
8-51	A143005-007-180	SHIM	AR	T:1.80
8-52	A143005-007-182	SHIM	AR	T:1.82
8-53	A143005-007-184	SHIM	AR	T:1.84

FIG.19

# INJECTOR HOLDER (TYPE 1)

REF NO.	PART NO.	DESCRIPTION	Q'TY	REMARKS
8-54	A143005-007-186	SHIM	AR	T:1.86
8-55	A143005-007-188	SHIM	AR	T:1.88
8-56	A143005-007-190	SHIM	AR	T:1.90
8-57	A143005-007-192	SHIM	AR	T:1.92
8-58	A143005-007-194	SHIM	AR	T:1.94
8-59	A143005-007-196	SHIM	AR	T:1.96
8-60	A143005-007-198	SHIM	AR	T:1.98
9	A143005-008	WASHER/PLATE	1	



ENGINE

2

PS-10 (TYPE 1 / TYPE 2)

FIG.20

## INJECTION PIPING (TYPE 1)

REF NO.	PART NO.	DESCRIPTION	Q'TY	REMARKS
1	A202011-000	INJECTION LINE SET ASSY	1	
2	A202011-001	RETAINER ASSY	1	
3	A202011-002	CHOCK	1	
4	A202011-003	CHOCK	1	
5	A202011-004	SWIVEL COUPLING	1	
6	A202011-005	SCREW CONNECTOR	1	M12X1.5
7	A202011-006	WASHER	4	
8	A202011-007	FUEL LINE	1	
9	A202011-008	RUBBER HOSE	1	
10	A202011-009	FUEL LINE	1	
11	A202011-010	CLIP	1	D:10/16
12	A202011-011	SCREW CONNECTOR	2	
13	A202011-012	WASHER	2	D:10X14 T:1

PS-10 (TYPE 1 / TYPE 2)

FIG.20A

## INJECTION PIPING (TYPE 2)

REF NO.	PART NO.	DESCRIPTION	Q'TY	REMARKS
1	A141011-005	BOLT	1	
2	A202013-006	CHOCK	1	
3	A202013-007	SENSOR	1	
4	A202013-008	WASHER	1	
5	A202013-009	PIPE, DELIVERY	1	
6	A202013-010	PIPE SET, INJECTION	1	
7	PS-610128	WIRE, TEMP. SENSOR	1	
8	PS-610129-REC	HARNESS, WIRING INJECTOR	1	
9	A202011-011	THREADED BUSH	2	
10	A202011-010	CLAMP	2	
11	A141011-005	BOLT	1	
12	A203019-000	BRACKET	1	
13	A203019-001	FUEL PIPE	1	
14	A202011-012	WASHER	4	
15	A203019-002	CONNECTOR SLEEVE	1	
16	A203019-003	CLAMP	1	
17	A462000-006	NUT	1	
18	A203019-005	PIPE	1	
19	A203019-006	CHOCK	1	
20	A203019-007	5 WAY CONNECTOR	1	
21	A203019-008	BOLT	1	
22	PS-610127	WIRE COMP.	1	

ENGINE

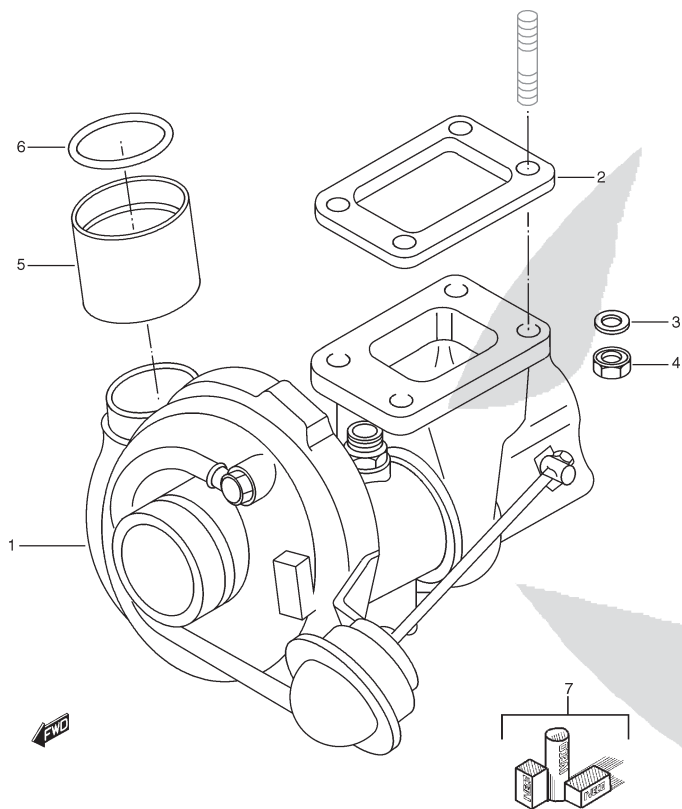
2

PS-10 (TYPE 1 / TYPE 2)

FIG.21

## TURBOCHARGER

REF NO.	PART NO.	DESCRIPTION	Q'TY	REMARKS
1- 1	A240013-000	TURBOCHARGER ASSY	1	TYPE 1
1- 2	A240016-000	TURBOCHARGER ASSY	1	TYPE 2
2- 1	A240013-001	GASKET, EXHAUST MANIFOLD	1	TYPE 1
2- 2	A240016-001	GASKET, EXHAUST MANIFOLD	1	TYPE 2
3	A240013-002	WASHER	4	D:8X16
4	A240013-003	NUT	4	M8
5	A240013-004	CONNECTOR SLEEVE	1	TYPE 1
6	A240013-005	O RING	1	TYPE 1
7	A240016-003	GASKET SET	1	TYPE 2



PS-10 (TYPE 1 / TYPE 2)



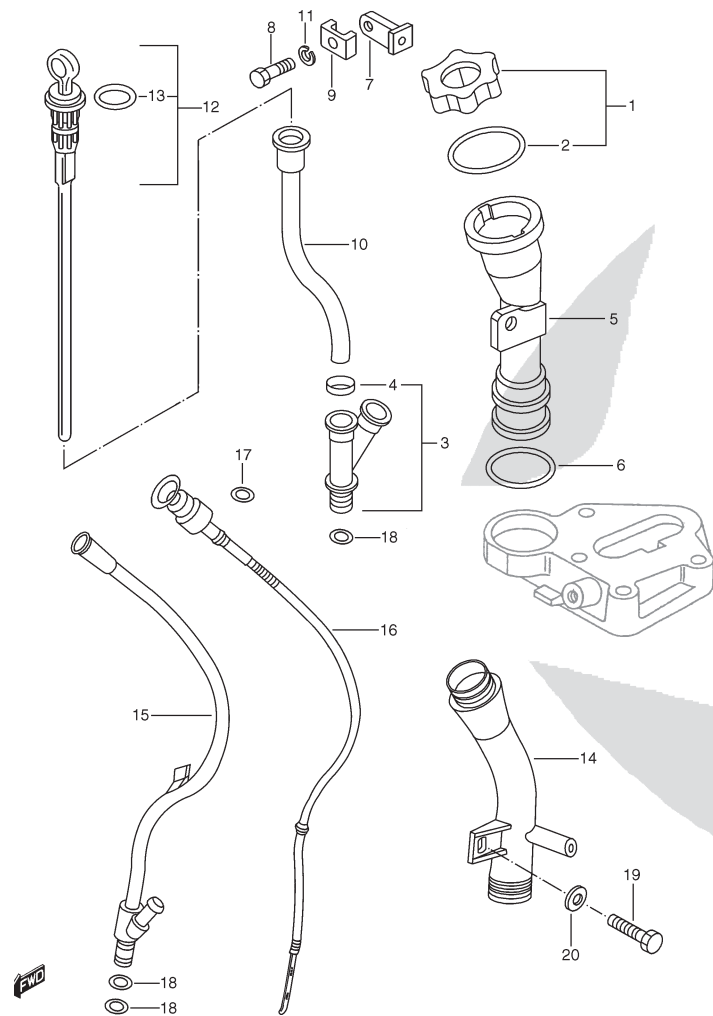
## SUPERCARGING LINES

## ENGINE 2

55

FIG.23

## OIL DIPSTICK



REF NO.	PART NO.	DESCRIPTION	Q'TY	REMARKS
1	A271009-000	OIL FILLER PLUG ASSY	1	
2	A271009-012	.O RING	1	D:37.46 T:5.33
3	A271009-001	PIPE SOCKET ASSY	1	TYPE 1
4	A271009-010	.O RING	1	TYPE 1
5	A271009-002	NECK, OIL FILLER	1	TYPE 1
6- 1	A271009-003	O RING	1	D:29.82 T:2.62, TYPE 1
6- 2	A271011-001	O RING	1	TYPE 2
7	A271009-005	RETAINER	1	TYPE 1
8	A271009-006	BOLT	1	M8X25
9	A271009-007	RETAINER	1	
10	A271009-008	TUBE, OIL LEVEL	1	TYPE 1
11	A043018-017	SPRING WASHER	1	D:8X16 T:1.4
12	A271009-011	OIL DIPSTICK ASSY	1	TYPE 1
13	A040015-004	.O RING	1	D:9.2 T:1.7, TYPE 1
14	A271011-000	NECK, OIL FILLER	1	TYPE 2
15	A271011-002	TUBE, OIL LEVEL	1	TYPE 2
16	A271011-003	OIL DIPSTICK ASSY	1	TYPE 2
17	A040015-004	O RING	2	TYPE 2
18	A040015-004	O RING	2	
19	A271011-004	BOLT	1	TYPE 2
20	A100009-030	WASHER	1	TYPE 2

PS-10 (TYPE 1 / TYPE 2)

FIG.24

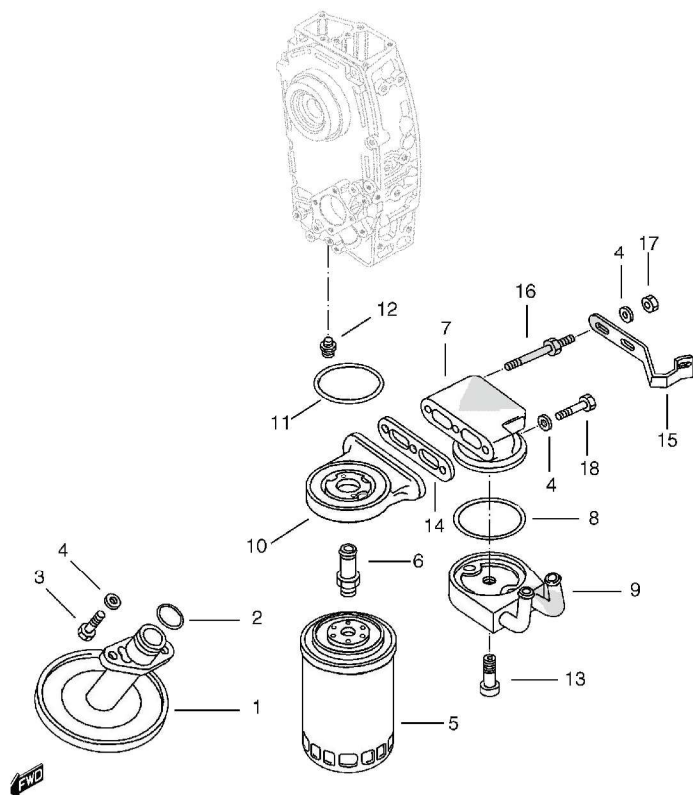
# OIL PUMP

REF NO.	PART NO.	DESCRIPTION	Q'TY	REMARKS
1	A300004-000	KIT-OIL PUMP GEARS	1	
2	A300004-001	BOLT	1	M8X28
3- 1	A300004-002	COVER	1	N°M: 2860814~
3- 2	A300004-006	COVER	1	N°M: ~2860813
4	A043018-017	SPRING WASHER	7	D:8X16 T:1.4
5	A300004-004	BOLT	4	M8X40
6	A300004-005	BOLT	2	M8X50
7	A060017-020	THREADED PLUG	1	

FIG.25

## OIL PIPING

REF NO.	PART NO.	DESCRIPTION	Q'TY	REMARKS
1	A301016-000	SUCTION STRAINER	1	
2	A301016-001	O RING	1	
3	A100009-005	BOLT	2	M8X20
4	A043018-017	SPRING WASHER	5	D:8X16 T:1.4
5-1	A301016-004	OIL FILTER	1	Jusqu'au Mot. 3981326
5-2	A301016-016	OIL FILTER	1	A partir du Mot. 3981327
6-1	A301016-005	THREADED UNION	1	Jusqu'au Mot. 3981326
6-2	A301016-018	THREADED UNION	1	A partir du Mot. 3981327
7	A301016-006	BRACKET	1	
8	A301016-007	O RING	1	
9	A301016-008	HEAT EXCHANGER	1	
10-1	A310016-009	SUPPORT, OIL FILTER	1	Jusqu'au Mot. 3981326
10-2	A310016-017	SUPPORT, OIL FILTER	1	A partir du Mot. 3981327
11	A301016-010	O RING	1	D:59.92 T:3.53
12	A301016-011	DOWEL PIN	1	
13	A301016-012	SCREW CONNECTOR	1	
14	A301016-013	GASKET	1	
15	A301016-014	RETAINER	1	
16	A301016-015	STUD BOLT	2	
17	A063000-002	NUT	2	M8
18	A043018-015	BOLT	1	M8X45



PS-10 (TYPE 1 / TYPE 2)

FIG.26

OIL PRESSURE VALVE

REF NO.	PART NO.	DESCRIPTION	Q'TY	REMARKS
1	A303004-000	VALVE, OIL PUMP	1	
2	A303004-001	SW, PRESSURE	1	
3	A303004-002	THREADED UNION	1	

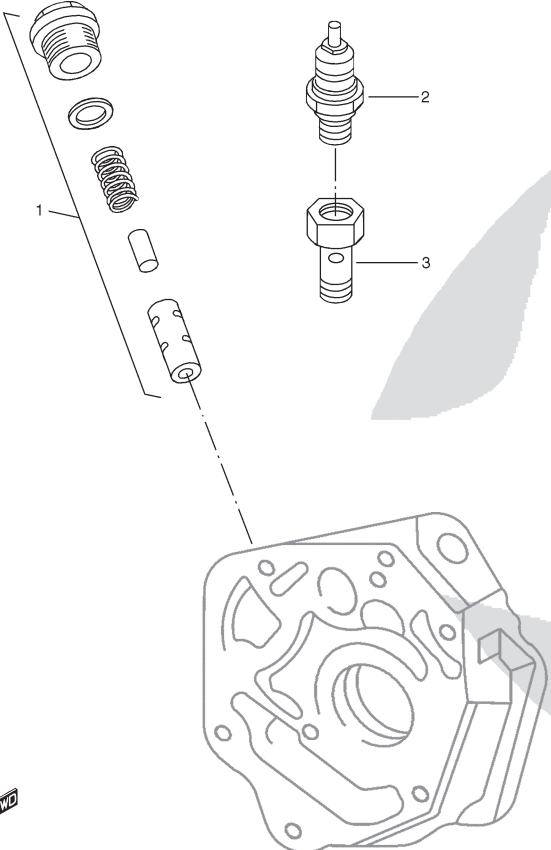
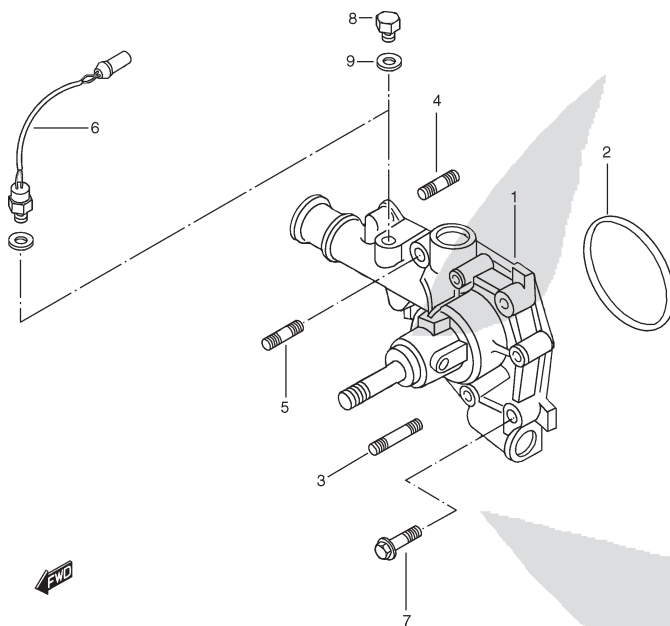


FIG.27

## WATER PUMP

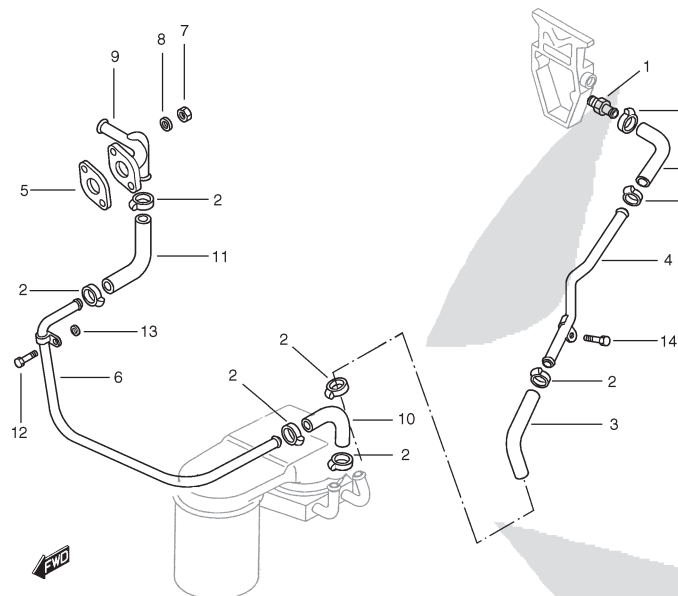


REF NO.	PART NO.	DESCRIPTION	Q'TY	REMARKS
1- 1	A320009-000	WATER PUMP	1	TYPE 1
1- 2	A320011-000	WATER PUMP	1	TYPE 2
2	A320009-001	O RING	1	D:94.62 T:5.33
3	A060017-021	STUD	4	M6X12
4	A320009-003	STUD	2	M8X16X25
5	A320009-004	STUD	1	M10X25
6	A320009-005	TEMP TRANSMITTER	1	TYPE 1
7	A320009-006	BOLT	4	M10X1.25X50
8	A320009-007	PLUG	1	TYPE 2
9	A320009-008	WASHER	1	TYPE 2

PS-10 (TYPE 1 / TYPE 2)

FIG.28

## WATER PIPING



REF NO.	PART NO.	DESCRIPTION	Q'TY	REMARKS
1- 1	A321019-000	CONNECTION PIPE	1	N°M: ~1968482
1- 2	A321019-001	CONNECTION PIPE	1	N°M: 1968483~
2	A321019-002	CLAMP	8	
3	A321019-003	HOSE	2	
4	A321019-004	WATER PIPE	1	
5	A321019-005	FLAT GASKET, ENGINE	1	
6	A321019-006	WATER PIPE	1	
7	A063000-002	NUT	2	M8
8	A043018-017	SPRING WASHER	2	D:8X16 T:1.4
9	A321019-009	WATER PIPE	1	
10	A321019-010	HOSE	1	
11	A321019-011	HOSE	1	
12	A100009-005	BOLT	1	M8X20
13	A321019-013	SPACING BAR	1	
14	A321019-014	BOLT	1	M8X14

ENGINE

2

PS-10 (TYPE 1 / TYPE 2)

THERMOSTAT



REF NO.	PART NO.	DESCRIPTION	QTY	REMARKS
1	A322010-000	TEMP TRANSMITTER	1	
2	A322010-001	CONNECTION PIPE	1	
3- 1	A322010-002	THERMOSTAT BODY	1	TYPE 1
3- 2	A322013-000	THERMOSTAT BODY	1	TYPE 2
4- 1	A322010-003	WASHER	1	TYPE 1
4- 2	A322013-001	WASHER	1	TYPE 2
5	A322010-004	FLAT GASKET, ENGINE	1	
6	A322010-005	CIRCLIP	2	D:19.5
7	A322010-006	O RING	1	T:1.78
8	A322010-007	BOLT	1	
9	A322010-008	BOLT	2	M8X35
10	A043018-017	SPRING WASHER	6	D:8X16 T:1.4
11	A322010-015	THERMOSTAT ASSY	1	
12	A322010-010	.RUBBER GASKET	1	
13	A043018-016	BOLT	2	M8X1.25X25
14	A271009-006	BOLT	1	M8X25
15	A322010-013	O RING	4	D:17.17 T:1.78
16	A322010-014	THERMOSTAT BODY COVER	1	
17- 1	A322010-016	TEMP TRANSMITTER	1	TYPE 1
17- 2	A322013-003	TEMP TRANSMITTER	1	TYPE 2
18	A322010-017	THREADED UNION	1	TYPE 1
19	A322013-004	RACORD	1	TYPE 2
20	A202011-012	WASHER	2	TYPE 2
21	A322013-005	BRACKET	1	TYPE 2
22	A322013-002	BOLT	1	TYPE 2

62



FIG.30 PRE-HEATING SYSTEM

FIG.30 PRE-HEATING SYSTEM

The diagram illustrates the assembly of a fuel system component. It shows a vertical assembly of parts 1, 2, and 3. A bracketed callout indicates two types of retainers (6-1 and 6-2) are used with bolt 7. Part 4 is a screw connector, and part 5 is a washer. The fuel line (9) is connected to the bottom of the assembly via a series of fittings (4, 5, 5, 4). An arrow labeled 'FWD' points towards the left.

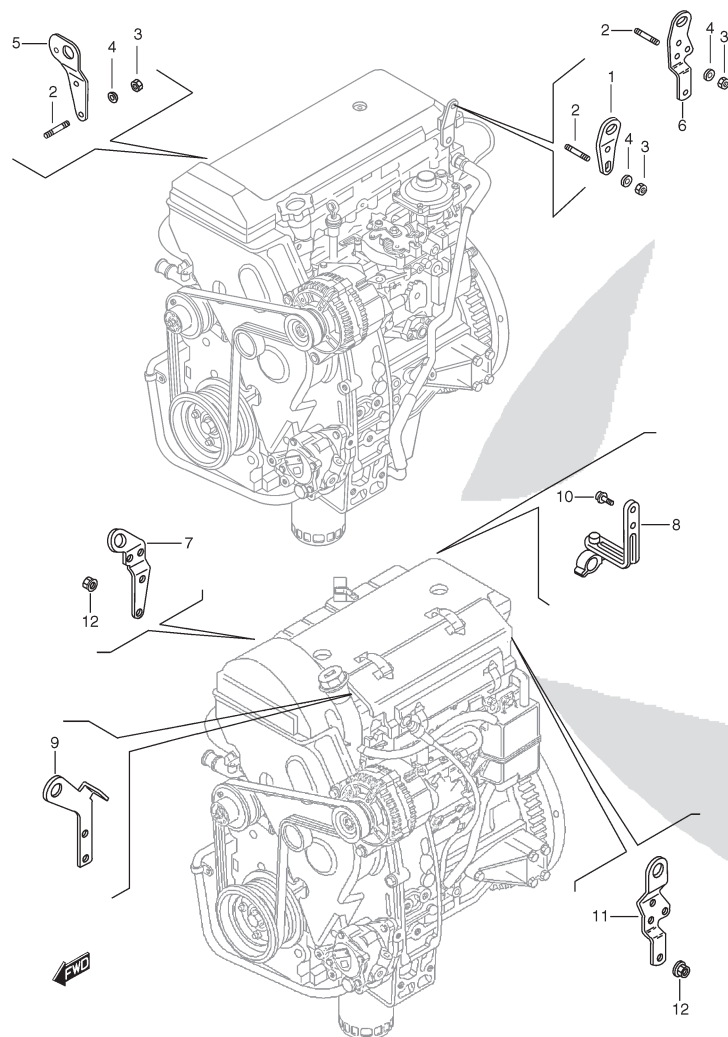
REF NO.	PART NO.	DESCRIPTION	Q'TY	REMARKS
1	A365003-000	ELECTROVALVE, PREHEAT	1	
2	A365003-001	THERMO-STARTER	1	
3	A365003-002	WASHER	1	
4	A202011-011	SCREW CONNECTOR	2	
5	A202011-012	WASHER	4	D:10X14 T:1
6- 1	A365003-005	RETAINER	1	TYPE 1
6- 2	A365003-009	RETAINER	1	TYPE 2
7	A141011-005	BOLT	3	M6X10
8	A365003-007	BOLT	1	M5X10
9	A365003-008	FUEL LINE	1	

2

PS-10 (TYPE 1 / TYPE 2)

FIG.31

## ENGINE ELEVATION MOUNTING

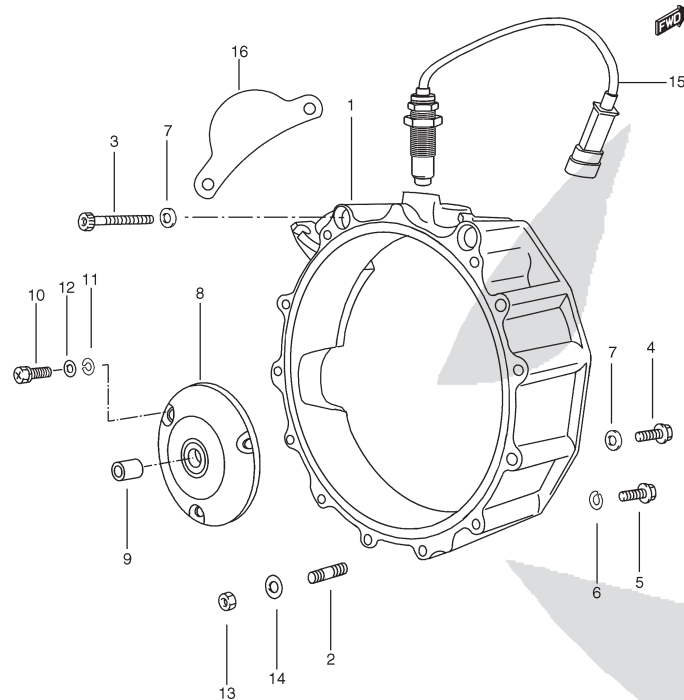


REF NO.	PART NO.	DESCRIPTION	Q'TY	REMARKS
1	A450011-000	HITCH LUG	1	TYPE 1
2	A450011-001	STUD	6	M8X16X18, TYPE 1
3	A063000-002	NUT	6	M8, TYPE 1
4	A043018-017	SPRING WASHER	6	D:8X16 T:1.4, TYPE 1
5	A450011-004	HITCH LUG	1	TYPE 1
6	A450011-005	HITCH LUG	1	TYPE 1
7	A450013-000	HITCH LUG	1	TYPE 2
8	A450013-001	SUPPORT	1	TYPE 2
9	A450013-002	HITCH LUG	1	TYPE 2
10	A141011-005	BOLT	2	TYPE 2
11	A450013-003	HITCH LUG	1	TYPE 2
12	A462000-006	NUT	6	TYPE 2

PS-10 (TYPE 1 / TYPE 2)

FIG.32

## FLYWHEEL HOUSING



REF NO.	PART NO.	DESCRIPTION	Q'TY	REMARKS
1	PS-101014	FLYWHEEL HOUSING ASSY	1	
2	PS-110061	.STUD BOLT	2	
3	PS-000057	BOLT	2	M12X1.25X110
4	09103-12501	BOLT	2	M12X1.25X55
5	01550-12653	BOLT	2	M12X1.25X65
6	08321A31123	LOCK WASHER	6	
7	09160-12085	PLAIN WASHER	2	
8	PS-101015	COVER, BEARING	1	
9	PS-110054	PRIMARY BEARING	1	
10	01107-08163	BOLT	3	
11	09160-84C00	PLAIN WASHER	3	
12	08321-31063	SPRING WASHER	3	
13	NH110041	NUT	2	
14	WA110061	PLAIN WASHER	2	
15	PS-610039	SENSOR, RPM	1	TYPE 1
16	PS-310053	COVER, BOOT	1	

PS-10 (TYPE 1 / TYPE 2)

ENGINE

2

FIG.33

## AIR CLEANER

REF NO.	PART NO.	DESCRIPTION	Q'TY	REMARKS
1	PS-101003	AIR CLEANER ASSY	1	
2	PS-110002	.FILTER ELEMENT	1	
3	A101003-003	.VALVE	1	
4	PS-110029	BRACKET, AIR CLEANER	1	
5	08310-00083	NUT, AIR CLEANER BRACKET	4	
6	08321A31083	SPRING WASHER	4	
7	13878-86CA0	BAND	2	
8- 1	PS-110026	HOSE, FILTER TO TURBO	1	TYPE 1
8- 2	PS-110061	HOSE, FILTER TO TURBO	1	TYPE 2
9	09402-82202	CLAMP	1	
10	08003-00000	CLAMP	7	
11	PS-110027	HOSE, BLOW NO. 1	1	TYPE 1
12	PS-110068	HOSE, BLOW NO. 1	1	TYPE 2
13	PS-110062	PIPE, BLOW	1	
14	03141-06163	BOLT, BLOW PIPE	2	
15	08321A31063	WASHER	2	
16	PS-110055	HOSE, BLOW NO. 2	1	
17	PS-110028	HOSE, INTERCOOLER TO INTAKE	1	
18	PS-101009	INTERCOOLER AND RADIATOR ASSY	1	
19	A110012-001	BOLT	4	
20	A110012-002	WASHER	4	

PS-10 (TYPE 1 / TYPE 2)

FIG.34

## CONTROL CABLE &amp; PEDAL

		REF NO.	PART NO.	DESCRIPTION	Q'TY	REMARKS
		1	PS-101008	CABLE ASSY, ACCELERATOR	1	TYPE 1
		2	PS-110025	CLIP	1	TYPE 1
		3- 1	PS-850074	CYLINDER PIN, PEDAL	1	TYPE 1
		3- 2	PS-850074	CYLINDER PIN, PEDAL	1	TYPE 2
		4	PS-850076	PIN, PEDAL	1	
		5- 1	164686	PEDAL ASSY, ACCELERATOR	1	TYPE 1
		5- 2	PS-805013	PEDAL ASSY, ACCELERATOR	1	TYPE 2
		6- 1	164685	.PEDAL, ACCELERATOR	1	TYPE 1
		6- 2	PS-805012	.PEDAL, ACCELERATOR	1	TYPE 2
		7	164647	.BRACKET, ACCELERATOR PEDAL	1	
		8	NRC4475	.SHAFT, ACCELERATOR PEDAL	1	
		9	PA105161	.SPRING PIN	1	
		10	NRC8253H1	.SPRING	1	
		11	01500-06403	.BOLT, PEDAL STOPPER	1	
		12	08316-20063	.NUT	2	
		13	11H1781	.PAD, ACCELERATOR PEDAL	1	
		14- 1	01580-08203	BOLT, PEDAL SET	2	TYPE 1
		14- 2	01500-08203	BOLT, PEDAL SET	2	TYPE 2
		15	08321A31083	SPRING WASHER	2	
		16	08322-01083	PLAIN WASHER	2	
		17	PS-810009	CABLE ASSY, ACCELERATOR	1	TYPE 2
		18	PS-610094	SENSOR, PEDAL ACCEL.	1	TYPE 2
		19	02112-06203	BOLT	2	TYPE 2

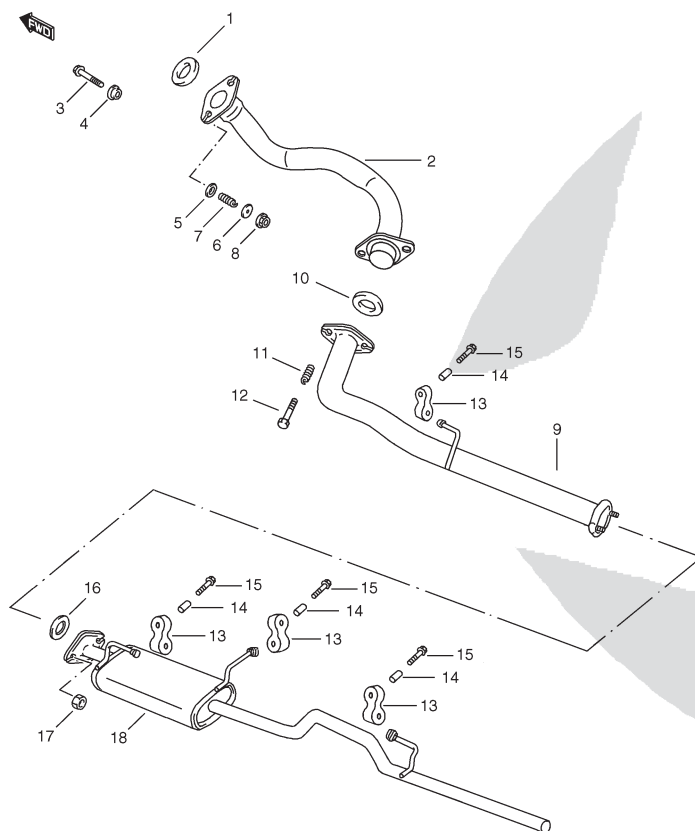
PS-10 (TYPE 1 / TYPE 2)

ENGINE

2

FIG.35

## MUFFLER

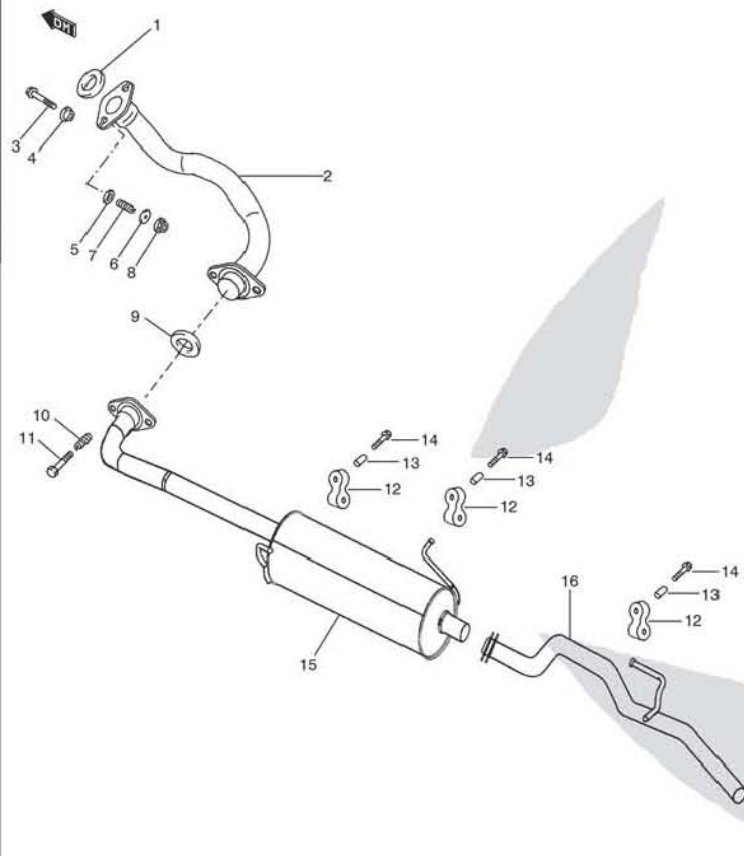


REF NO.	PART NO.	DESCRIPTION	Q'TY	REMARKS
1	PS-750000	RING, SEAL	1	
2- 1	PS-705003	PIPE ASSY, EXHAUST FR	1	TYPE 1
2- 2	PS-705006	PIPE ASSY, EXHAUST FR	1	TYPE 2
3	PS-750001	BOLT	2	
4	PS-750002	BUSH	2	
5	PS-750003	WASHER	2	
6	PS-750004	CUP	2	
7	PS-750005	SPRING	2	
8	PS-750006	NUT	2	
9	PS-705004	EXHAUST ASSY, CENTER	1	
10	14183-58B02	RING, SEAL	1	
11	14492-85C00	SPRING	2	
12	14493-85C00	BOLT	2	
13	14281-71C01	MOUNTING, MUFFLER	4	
14	09180A08129	SPACER	4	
15	01550-08353	BOLT	4	
16	14182-58B10	RING, SEAL	1	
17	14494-85C00	NUT	2	
18	PS-705005	EXHAUST ASSY, RR W/ SILENCER	1	

PS-10 (TYPE 1 / TYPE 2)

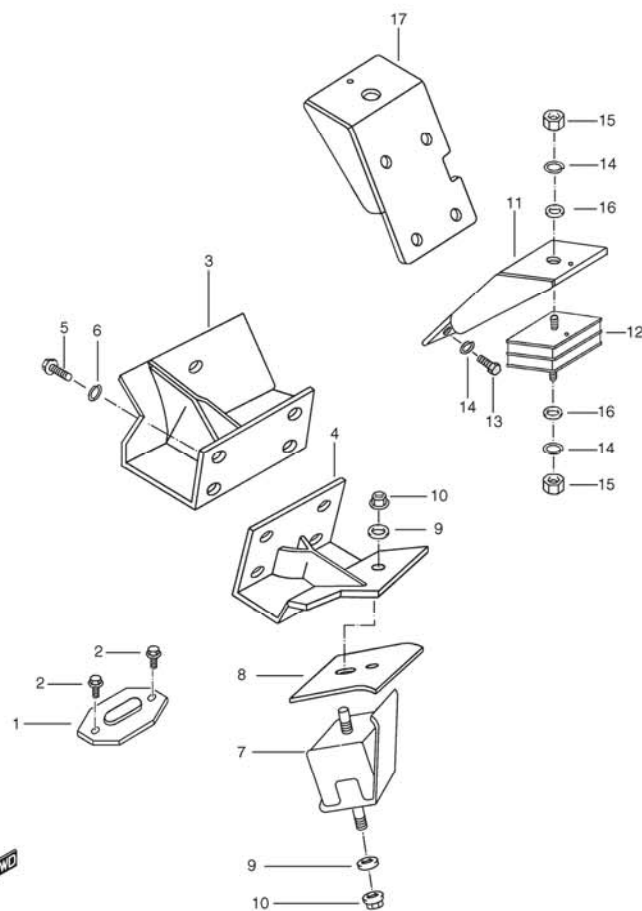
FIG. 35A

## MUFFLER



REF NO.	PART NO.	DESCRIPTION	QTY	REMARKS
1	PS-750000	RING, SEAL	1	
2- 1	PS-705012	PIPE ASSY, EXHAUST FR	1	TYPE 1
2- 2	PS-705013	PIPE ASSY, EXHAUST FR	1	TYPE 2
3	PS-750001	BOLT	2	
4	PS-750002	BUSH	2	
5	PS-750003	WASHER	2	
6	PS-750004	CUP	2	
7	PS-750005	SPRING	2	
8	PS-750006	NUT	2	
9	14183-65D00	RING, SEAL	1	
10	14492-85C00	SPRING	2	
11	14493-85C00	BOLT	2	
12- 1	14281-71C01	MOUNTING, MUFFLER	4	TYPE 1
12- 2	14281-71C01	MOUNTING, MUFFLER	3	TYPE 2
13- 1	09180A08129	SPACER	4	TYPE 1
13- 2	09180A08129	SPACER	3	TYPE 2
14- 1	01550-08353	BOLT	4	TYPE 1
14- 2	01550-08353	BOLT	3	TYPE 2
15	PS-705014	EXHAUST ASSY, RR W/ SILENCER	1	
16	PS-705017	TAIL EXHAUST PIPE ASSY	1	

Les éléments de cette page ne sont pas compatibles avec ceux de la figure 35 qui ne sont plus fabriqués. Si un élément de la figure 35 devait être remplacé, l'ensemble de la ligne d'échappement sera à remplacer.

**FIG.36**
**ENGINE MOUNTING**


REF NO.	PART NO.	DESCRIPTION	Q'TY	REMARKS
1	PS-110017	CUSHION, FR BRACKET	2	Note 1
2	01550-06203	BOLT	4	M6X1X20
3	PS-101006	BRACKET ASSY, FR RH	1	Note 1
3-1	PS-101022	BRACKET ASSY, FR RH	1	Note 2
4	PS-101007	BRACKET ASSY, FR LH	1	Note 1
4-1	PS-101021	BRACKET ASSY, FR LH	1	Note 2
5	01500-12303	BOLT	8	M12X1.5X25
6	08321A31123	SPRING WASHER	8	Note 1
6-1	09160-12085	SPRING ASSY	8	Note 2
7	PS-110015	CUSHION, FR SUPPORT (SILENTBLOCK)	2	Note 1
7-1	PS-110088	CUSHION, ENGINE FR SUPPORT RH	1	Note 2
7-2	PS-110089	CUSHION, ENGINE FR SUPPORT LH	1	Note 2
8	PS-110016	PLATE	2	Note 1
9	09160-12085	UPPER FIXATION, PLAIN WASHER (SILENTBLOCK)	4	Note 1 & Note 2
10	59119-85C00	AUTO-BRAKE NUT	4	Note 1
10-1	PS-000103	UPPER FIXATION, AUTO-BRAKE NUT (SILENTBLOCK)	4	Note 2
11	PS-110049	BRACKET, RR ENGINE LH	1	
12	PS-110036	BUSHING	2	
13	SH112301	BOLT	8	
14	08321A31123	SPRING WASHER	12	
15	08310-00123	NUT	4	M12X1.25
16	09160-12073	PLAIN WASHER, LOWER FIXATION (SILENTBLOCK)	4	Note 1
16-1	09160-12085	PLAIN WASHER, LOWER FIXATION (SILENTBLOCK)	4	Note 2
17	PS-110050	BRACKET, RR ENGINE RH	1	

Note 1 : Jusqu'au châssis n° VSFPSW20V00100740 et :  
du n°VSFPSW20V00100768 au n°VSFPSW20V00100771 et  
du n°VSFPSW20V00100773 au n°VSFPSW20V00100777

Note 2 : A partir du châssis n° VSFPSW20V00100778 et :  
les n° VSFPSW20V00100767 et VSFPSW20V00100772

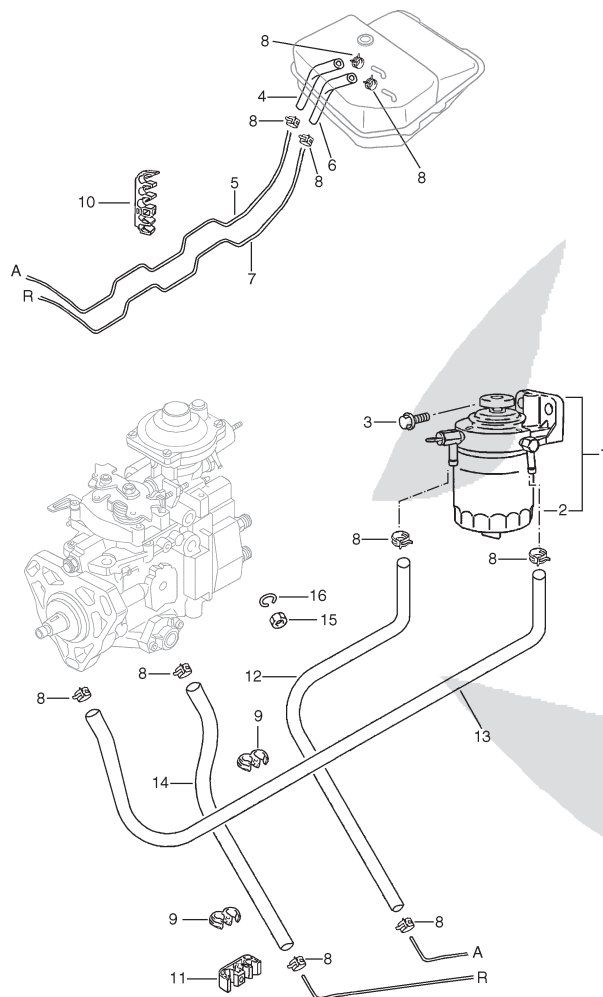
ENGINE

2



FIG.37

## DELIVERY PIPE (TYPE 1)



REF NO.	PART NO.	DESCRIPTION	Q'TY	REMARKS
1	15410-86CD0	FUEL FILTER ASSY	1	
2	15410-86CA3	.ELEMENT, FUEL FILTER	1	
3	01550-10253	BOLT	2	
4	PS-710014	HOSE	1	
5	PS-710007	PIPE, FUEL	1	
6	PS-710021	HOSE	1	
7	PS-710002	PIPE, FUEL RETURN	1	
8	15899-85C00	CLAMP	10	
9	09408-00157	CLAMP, PIPES	3	
10	15895-86CB0	CLAMP	5	
11	15893-86CA0	CLAMP	1	
12	PS-710004	HOSE	1	
13	PS-710006	HOSE	1	
14	PS-710005	HOSE	1	
15	08316-10053	NUT, FUEL VALVE	1	
16	08321A31053	SPRING WASHER	1	

PS-10 (TYPE 1 / TYPE 2)

FIG. 37A

FIG.37A (FOR NOTE 2)

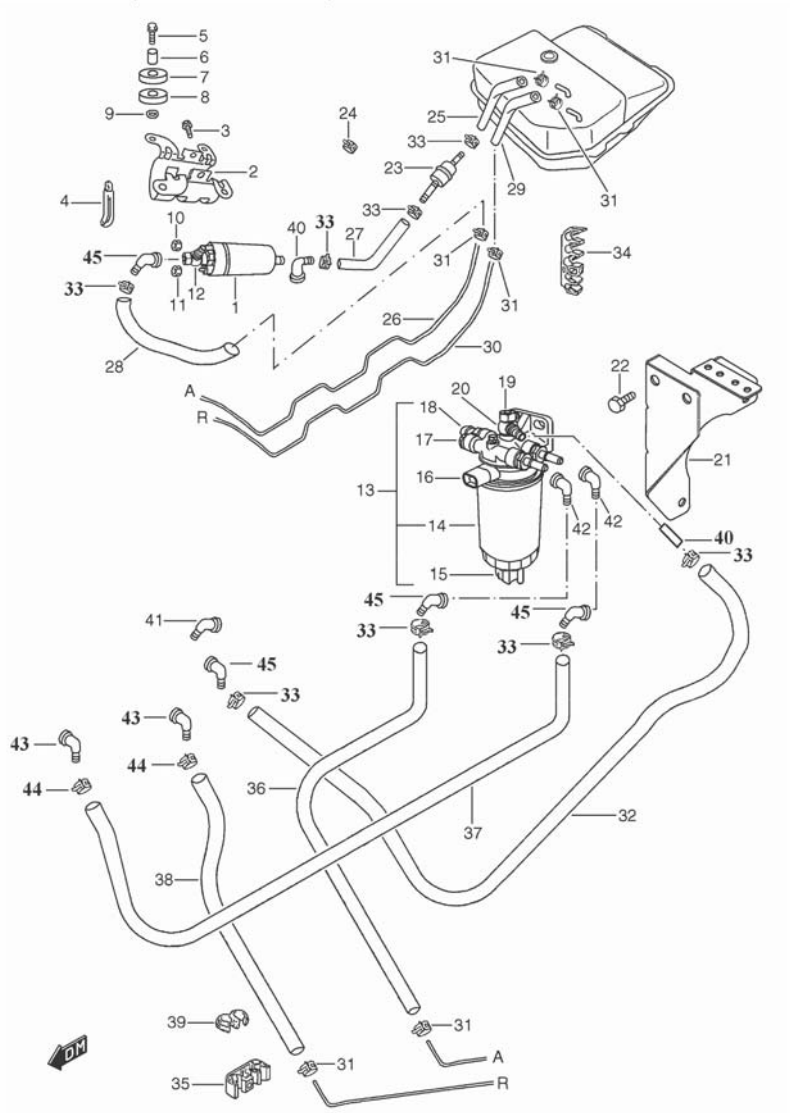


FIG.37A DELIVERY PIPE (TYPE 2)

POS.NUM.	RÉFÉRENCE	DÉNOMINATION	QTY	OBSERV.
1	PS-610108	FUEL PUMP ASSY	1	
2	15115-68DA0	BRACKET, FUEL PUMP	1	
3	01550-06403	BOLT	1	
4	36990-86C30	CLAMP	1	
5	01550-06303	BOLT	4	
6	35475-86CA0	SPACER	4	
7	35476-86CA0	BUSH	4	
8	35477-86CA0	BUSH	4	
9	09160-06006	WASHER	4	
10	08316-10053	NUT	1	
11	08316-10043	NUT	1	
12	PS-610109	RACORD	1	
13	PS-710012	FUEL FILTER ASSY	1	
14	A710012-000	FILTER ELEMENT	1	
15	A710012-001	SENSOR WATER IN FUEL	1	
16	A710012-002	RESISTOR, PRE-HEATING	1	
17	A710012-003	SENSOR, TEMP.	1	
18	A710012-004	FUEL FILTER CLOGGING	1	
19	A710012-005	RACORD, VALVE	1	
20	A710012-006	RACORD	1	
21	PS-710013	BRACKET, FILTER	1	
22	01550-10253	BOLT	2	
23	PS-710010	PREFILTER	1	
24	PS-710023	CLAMP	2	
25	PS-710014	HOSE, TANK TO PREFILTER	1	
26	PS-710020	DELIVERY PIPE	1	
27	PS-710015	HOSE TO PUMP	1	
28	PS-710016	HOSE, PUMP TO PIPE	1	
29	PS-710021	HOSE, RETURN	1	
30	PS-710002	RETURN PIPE	1	
31	15899-85C00	CLAMP	14	NOTE 1
31-1	15899-85C00	CLAMP	6	NOTE 2
32	PS-710019	HOSE, FILTER TO ENGINE	1	NOTE 1
32-1	PS-710046	HOSE, FILTER TO ENGINE	1	NOTE 2
33	08021-86CA0	CLAMP, PRE-FILTER HOSE	2	NOTE 1
33-1	08021-86CA0	CLAMP, PRE-FILTER HOSE	8	NOTE 2
34	15895-86CB0	CLIP	5	
35	15893-86CA0	CLIP	1	
36	PS-710017	HOSE, PIPE TO FILTER	1	
37	PS-710018	HOSE, PIPE TO PUMP	1	NOTE 1
37-1	PS-710048	HOSE, PIPE TO PUMP	1	NOTE 2
38	PS-710022	HOSE, PUMP RETURN	1	NOTE 1
38-1	PS-710047	HOSE, PUMP RETURN	1	NOTE 2

FIG. 37A

FIG.37A (FOR NOTE 2)

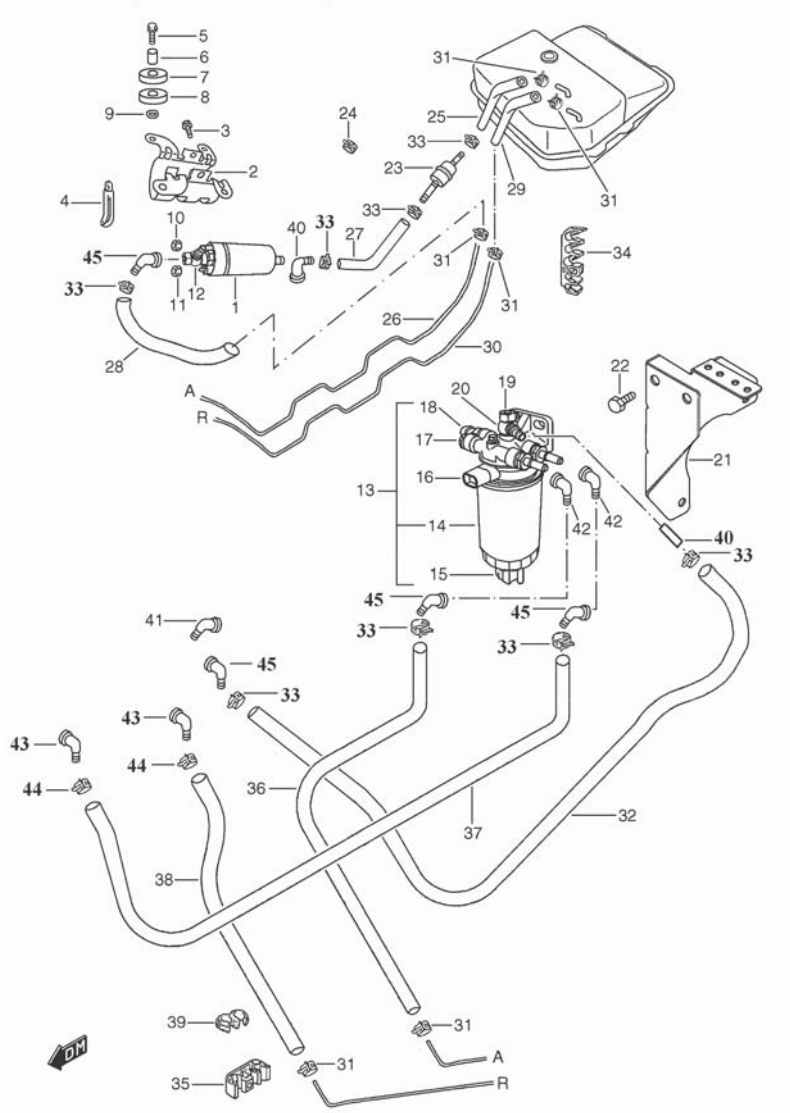


FIG.37A DELIVERY PIPE (TYPE 2)

POS.NUM.	RÉFÉRENCE	DÉNOMINATION	QTY	OBSERV.
39	PS-710032	CLIP, FUEL HOSE	2	NOTE 1
39-1	PS-710032	CLIP, FUEL HOSE	4	NOTE 2
40	PS-710025	JOINT 8 STRAIGHT	1	NOTE 1
40-1	PS-710025	JOINT 8 STRAIGHT	2	NOTE 2
41	PS-710030	JOINT, 8 TO 90°	1	NOTE 1
41-1	PS-710036	JOINT, 8 TO 90°	1	NOTE 2
42	PS-710031	JOINT, 10 TO 90°	1	NOTE 1
42-1	PS-710035	JOINT, 10 TO 90°	1	NOTE 2
43	15820-84CB0	JOINT, 10 TO 90°	2	NOTE 2
44	08020-86CA0	CLAMP, FUEL HOSE	2	NOTE 2
45	15820-84CA0	JOINT, 8 TO 90°	4	NOTE 2

NOTE 1 = VIN UP TO VSFPSW20V00101101

NOTE 2 = VIN FROM VSFPSW20V00101102 AND ONWARDS

FIG.38

## WATER HOSE

REF NO.		PART NO.	DESCRIPTION	Q'TY	REMARKS
1		PS-110021	HOSE, RADIATOR INLET	1	
2		PS-110022	HOSE, RADIATOR OUTLET	1	
3		09402-46511	CLAMP	4	
4- 1		PS-110048	HOSE BY-PASS	1	TYPE 1
4- 2		PS-710026	HOSE BY-PASS	1	TYPE 2
5		08002-86CA0	CLAMP	5	
6		09401-20405	CLAMP	2	
7		PS-110030	HOSE, TO RADIATOR	1	
8		PS-110031	HOSE, TO CYLINDER HEAD	1	
9		09352-70111-610	HOSE, DRAIN	1	
10		15899-85C00	CLAMP	4	
11		PS-910681	HOSE, FAUCET TO HEATER	1	
12		PS-910682	HOSE, FAUCET TO ENGINE	1	
13		08011-84CB0	PIN	1	
14		PS-910705	VALVE HEATER	1	
15		09403-12310	CLAMP	2	
16		36990-85C30	CLAMP	1	
17		09408-00013	CLIP	1	

ENGINE

2

PS-10 (TYPE 1 / TYPE 2)

FIG.39

## RADIATOR

REF NO.	PART NO.	DESCRIPTION	Q'TY	REMARKS
1	PS-901452	BRACKET	1	
2	PS-000063	NUT	2	
3	08310-00083	NUT	3	
4	01550-08203	BOLT	4	
5	01550-06163	BOLT	3	
6	PS-110009	DEGASING BOX	1	
7	PS-110023	PLUG, PRESSURE	1	
8	PS-610036	SENSOR, WATER LEVEL	1	
9	PS-101009	RADIATOR AND INTERCOOLER ASSY	1	
10	PS-101004	STAY, RADIATOR RH	2	
11	PS-110020	SILENTBLOCK RADIATOR	2	
12	PS-410080	STAY, RADIATOR LH	2	
13	01550-10203	BOLT	4	
14	03141-06203	BOLT	4	
15	09160-06057	PLAIN WASHER	4	
16	01550-10203	BOLT	3	
17	A324011-001	NUT	1	
18	A324011-003	WASHER	1	
19	A324011-004	KEY	1	
20	PS-610151	PROTECTOR, FAN	1	
21	PS-110014	FAN, COOLING	1	
22	A601001-000	ELECTROMAGNETIC PULLEY ASSY	1	
23	35331-86CB0	TEMP SW	1	
24	A601001-001	V-BELT	1	
25	A324011-000	WASHER	1	
26	A120007-006	NUT	4	M6
27	A043018-032	SPRING WASHER	4	D:6
28	A324011-006	WASHER	1	
29	PS-710033	PLUG	1	TYPE 2
30	35331-84CB0	GASKET	1	TYPE 2
31	PS-610142	CLIP	2	
32	PS-701006	BLOWING PIPE FIXING BRACKET ASSY	1	(non illustrée)

PS-10 (TYPE 1 / TYPE 2)

FIG.40


## LABEL

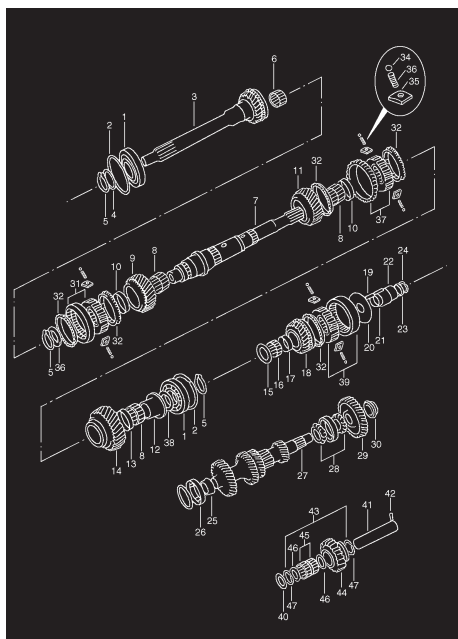
REF NO.	PART NO.	DESCRIPTION	Q'TY	REMARKS
1	11958-85C00	LABEL, PRECAUTION	1	
2	11959-86CA0	LABEL, FUEL LIMITATION	1	
3	PS-110053	LABEL, EMISSION CONTROL	1	TYPE 1
4	PS-110069	LABEL, EMISSION CONTROL	1	TYPE 2
5	PS-210104	LABEL, T/F GEAR SHIFT	1	
6- 1	PS-910567	PLATE, VEHICLE IDENTIFICATION	1	TYPE 1
6- 2	PS-911073	PLATE, VEHICLE IDENTIFICATION	1	TYPE 2
7	09229A03011	RIVET	2	
8	PS-911060	EMBLEM, "SANTANA ANIBAL" RR LH	1	E53
9	PS-911062	EMBLEM, "2.8 TD 4X4" RR RH	1	TYPE 1
10	PS-911063	EMBLEM, "2.8 TD 4X4" SIDE LH	1	TYPE 1
11	PS-911064	EMBLEM, "2.8 TD 4X4" SIDE RH	1	TYPE 1
12	11033-00000	LABEL, "SHELL" OIL	1	
13	PS-911143	ANAGRAM RR RH	1	TYPE 2
14	PS-911144	ANAGRAM SIDE LH	1	TYPE 2
15	PS-911145	ANAGRAM SIDE RH	1	TYPE 2

ENGINE

2

PS-10 (TYPE 1 / TYPE 2)





# TRANSMISSION

PS-10 (TYPE 1 / TYPE 2)



FIG. 41

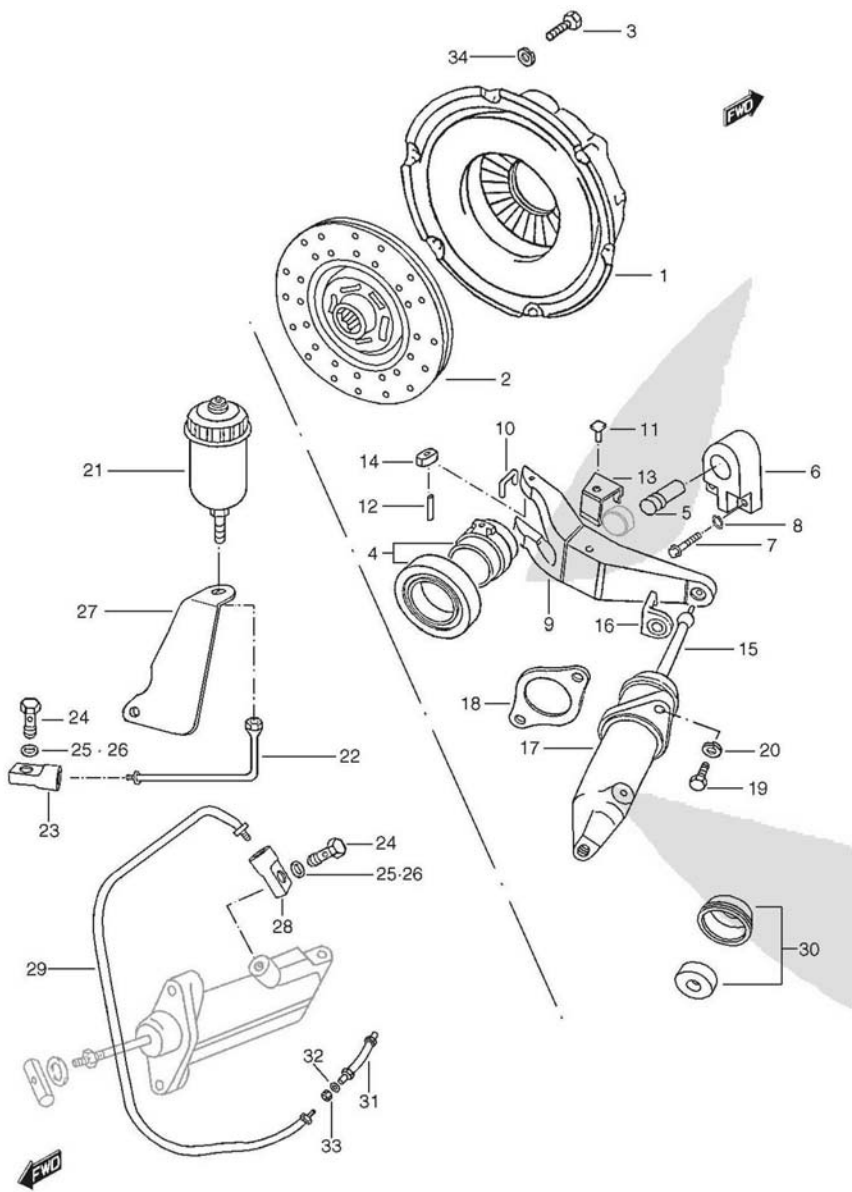


FIG.41 EMBRAYAGE (Boîte LT-85)

POS.NUM.	RÉFÉRENCE	DÉNOMINATION	QTY	OBSERV.
1	PS-110075	MECANISME D'EMBAYAGE	1	
2	PS-110076	DISQUE D'EMBAYAGE	1	
3	01107-08163	VIS	6	
4	FRC9568	BUTTEE D'EMBAYAGE	1	
5	FRC5180K2	PIVOT	1	
6	FRC5093	PLAQUE	1	
7	01500-08303	VIS	2	
8	08321A31083	RONDELLE RESSORT	2	
9	127607	FOURCHETTE	1	
10	FRC3325	CLIP	1	
11	RR0604	RIVET	1	
12	UKC0020	AXE	2	
13	FRC3416	AGRAFE	1	
14	FRC5255	POUSSOIR	2	
15	FRC3417	TIGE	1	
16	PS-210417	CLIP	1	
17	PS-101042	CYLINDRE RECEPTEUR	1	
18	591988	SUPPORT,RACCORD	1	
19	01500-08253	VIS	2	
20	08321B31083	RONDELLE RESSORT	2	
21	164323	RESERVOIR LIQUIDE EMBAYAGE	1	
22	PS-110056	TUBE	1	PLUS FABRIQUE
23	PS-110067	RACCORD	2	
24	267601	BANJO	2	
25	216914	JOINT	2	
26	504104	JOINT	2	
27	PS-110064	SUPPORT	1	
28	PS-110065	RACCORD	1	
29	PS-110057	TUBE	1	
30	194519	KIT DE REPARATION	1	PLUS FABRIQUE
31	PS-110063	TUBE	1	
32	021440	RONDELLE PLATE	1	
33	PS-010010	ECROU	1	
34	08321B31083	RONDELLE RESSORT	6	

FIG. 41A

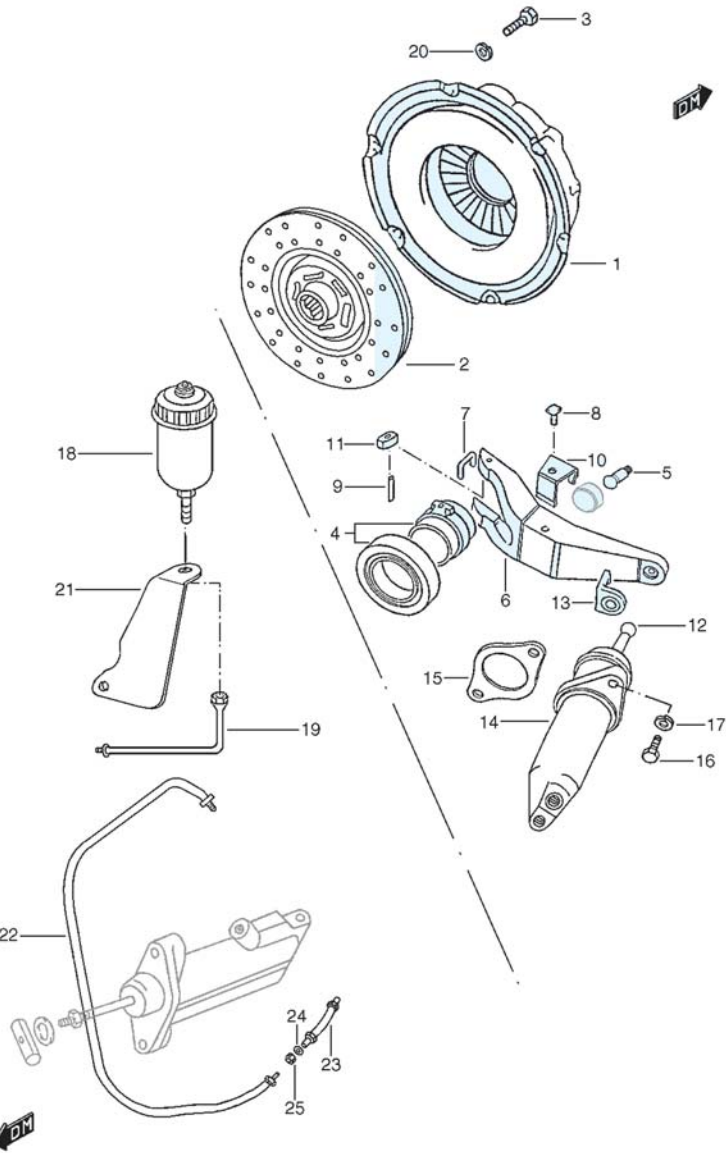


FIG.41A EMBRAYAGE (BOITE ZF)

POS.NUM.	RÉFÉRENCE	DÉNOMINATION	QTY	OBSERV.
1	PS-110075	MECANISME D'EMBRAYAGE	1	
2	PS-110076	DISQUE D'EMBRAYAGE	1	
3	01107-08163	VIS	6	
4	PS-201050	BUTTEE D'EMBRAYAGE	1	
5	FRC5180K2	PIVOT	1	
6	121368	FOURCHETTE DE DEBRAYAGE	1	
7	FRC3325	CLIP	1	
8	RR0604	RIVET	1	
9	UKC0020	AXE	2	
10	FRC3416	AGRAFE	1	
11	FRC5255	POUSOIR	2	
12	PS-210190	TIGE	1	
13	FRC3327	CLIP	1	
14	PS-101042	CYLINDRE AUXILIAIRE	1	
15	591988	SUPPORT,RACCORD	1	
16	01500-08253	VIS	2	
17	08321B31083	RONDELLE RESSORT	2	
18	164323	RESERVOIR LIQUIDE EMBRAYAGE	1	
19	PS-110074	TUBE	1	
20	08321B31083	RONDELLE RESSORT	6	
21	PS-110064	SUPPORT	1	
22	PS-110099	TUBE	1	
23	PS-110063	TUBE	1	
24	021440	RONDELLE PLANE	1	
25	188183	ECROU	1	

FIG.42

## TRANSMISSION BOITE LT85

REF NO.	PART NO.	DESCRIPTION	Q'TY	REMARKS
1	PS-210060	BEARING	2	
2	PS-210061	RING, SNAP	2	
3	PS-210054	PINION, TRANSMISSION MAIN	1	
4	FRC2449	SHIM, PINION MAIN	AR	T:2.86-2.88
5	FRC2488	RING, SNAP	3	
6	06397	BEARING	1	
7	FRC8214	SHAFT, TRANSMISSION MAIN	1	
8	121501	BEARING	3	
9	FRC8210	GEAR, MAIN SHAFT 3RD	1	
10	FRC3898	SPACER	2	
11	FRC8209	GEAR, MAIN SHAFT 2ND	1	
12	FRC8422	BUSH	1	
13	FRC3897	SPACER	1	
14	FRC8208	GEAR, MAIN SHAFT LOW	1	
15	FRC8217	WASHER, THRUST	1	
16	FRC2479	BEARING	1	
17	FRC3896	SPACER	1	
18	FRC8211	GEAR, MAIN SHAFT 5TH	1	
19	FRC8409K1	PIN, STOP BODY	1	
20	FRC7753	PLATE, 5TH SPEED STOPPER	1	
21	FRC2457	O RING	1	
22	FRC5317K1	RING, SEAL	1	
23- 1	FRC5602	ADJUSTING WASHER	AR	T:4.25
23- 2	FRC5603	ADJUSTING WASHER	AR	T:4.30
23- 3	FRC5604	ADJUSTING WASHER	AR	T:4.35
23- 4	FRC5605	ADJUSTING WASHER	AR	T:4.40
23- 5	FRC5606	ADJUSTING WASHER	AR	T:4.45
23- 6	FRC5607	ADJUSTING WASHER	AR	T:4.50
23- 7	FRC5608	ADJUSTING WASHER	AR	T:4.55
23- 8	FRC5609	ADJUSTING WASHER	AR	T:4.60

PS-10 (TYPE 1 / TYPE 2)

FIG.42

## TRANSMISSION BOITE LT85

REF NO.	PART NO.	DESCRIPTION	Q'TY	REMARKS
23- 9	FRC5610	ADJUSTING WASHER	AR	T:4.65
23-10	FRC5611	ADJUSTING WASHER	AR	T:4.70
23-11	FRC5612	ADJUSTING WASHER	AR	T:4.75
23-12	FRC5613	ADJUSTING WASHER	AR	T:4.80
23-13	FRC5614	ADJUSTING WASHER	AR	T:4.85
23-14	FRC5615	ADJUSTING WASHER	AR	T:4.90
23-15	FRC5616	ADJUSTING WASHER	AR	T:4.95
24	FRC4494	RING, SNAP	1	
25	FRC3987	SPACER	1	
26	FRC2578	BEARING	1	
27	FRC8213	COUNTER SHAFT	1	
28	FRC2470	BEARING	1	
29	121370	GEAR, COUNTER SHAFT 5TH	1	
30	FRC3806	NUT	1	
31	FRC8139	HUB ASSY, SYNCHRONIZER HIGH SPEED	1	
32	121332	HUB, SYNCHRONIZER	5	
33	503805	SPRING, SYNCHRONIZER RING	9	
34	86720U83030	BALL, SYNCHRONIZER	9	
35	FRC7752	BLOCK, SYNCHRONIZER SLIDE	9	
36- 1	FRC2556	ADJUSTING WASHER	AR	T:3.37-3.39
36- 2	FRC2555	ADJUSTING WASHER	AR	T:3.42-3.44
36- 3	FRC2554	ADJUSTING WASHER	AR	T:3.47-3.49
37	FRC9556	HUB ASSY, SYNCHRONIZER LOW SPEED	1	
38- 1	FRC8400	ADJUSTING WASHER	AR	T:1.15
38- 2	FRC8401	ADJUSTING WASHER	AR	T:1.20
38- 3	FRC8402	ADJUSTING WASHER	AR	T:1.25
38- 4	FRC8403	ADJUSTING WASHER	AR	T:1.30
38- 5	FRC8404	ADJUSTING WASHER	AR	T:1.35
38- 6	FRC8405	ADJUSTING WASHER	AR	T:1.40
38- 7	FRC8406	ADJUSTING WASHER	AR	T:1.45

TRANSMISSION

3

PS-10 (TYPE 1 / TYPE 2)

FIG.42

## TRANSMISSION BOITE LT85

REF NO.	PART NO.	DESCRIPTION	Q'TY	REMARKS
39	FRC8176	HUB ASSY, SYNCHRONIZER 5TH SPEED	1	
40	FRC8421	WASHER, THRUST	1	
41	FRC3112	SHAFT, COUNTER REVERSE	1	
42	591519	SPRING PIN	1	
43	FRC3319	GEAR ASSY, REVERSE IDLE	1	
44	FRC3318	.GEAR, MAIN SHAFT REVERSE	1	
45	PS-210065	.BEARING	2	
46	FRC1034	.WASHER, STOPPER	2	
47	FRC1035	.RING, SNAP	2	

PS-10 (TYPE 1 / TYPE 2)

**FIG.43**
**TRANSMISSION CASE (BOÎTE LT85)**

REF.NO.	PART NO.	DESCRIPTION	Q'TY	REMARKS
1	FRC8212	RETAINER, INPUT SHAFT BEARING	1	
2	571059	SEAL, OIL	1	
3	571134	PIN	2	
4	09103-08247	BOLT	7	
5	08321A31083	SPRING WASHER	7	
6	121499	HOUSING, CLUTCH	1	
7	512237	COVER, INSPECTION	1	
8	SH106161	BOLT	2	
9	WL106001	SPRING WASHER	2	
10	SH112451	BOLT, T/C HOUSING	6	
11	08321A31123	SPRING WASHER	6	
12	01550-06303	BOLT, 4TH SPEED STOPPER	1	
13	NH106041	NUT, 4TH SPEED STOPPER	1	
14	121410	PIN	2	
15	FRC9524	CASE ASSY, TRANSMISSION	1	
16	185233	.BOLT	5	
17	08321A31083	.SPRING WASHER	5	
18	185251	.BOLT	2	
19	WA108051	.PLAIN WASHER	2	
20	08321B31083	.LOCK WASHER	2	
21	571134	.PIN	2	
22	3290	PLUG	1	
23	FRC3166	STUD BOLT, 3RD SPEED STOPPER	1	
24	FRC5306	CASE, EXTENSION	1	
25	FRC2482	PIN	2	
26	BH110121	BOLT, CASE OUTER	2	
27	BH110091	BOLT, CASE OUTER	3	
28	BH110101	BOLT, CASE OUTER	3	
29	WL110001	SPRING WASHER	8	
30	NH110041	NUT	1	

TRANSMISSION

3

PS-10 (TYPE 1 / TYPE 2)

FIG.43

## TRANSMISSION CASE (BOÎTE LT85)

REF NO.	PART NO.	DESCRIPTION	Q'TY	REMARKS
31	FRC2365	SEAL, OIL	1	
32	3292	PLUG, OIL FILLER & LEVEL	1	
33	FRC3412	DRAIN PLUG	1	
34	FRC8380	PLATE, LOCK	1	
35	09103-08247	BOLT	2	
36	185265	BOLT	2	
37	08321A31083	SPRING WASHER	2	
38	166786	SW ASSY, BACK UP LAMP	1	
39	185201	GASKET WASHER	1	
40	FRC2626	PIN	2	
41	07130-86CA0	BOLT	9	
42	WA110061	PLAIN WASHER	9	
43	PS-210087	SUPPORT	1	
44	PS-210095	LOWER SEMICARTER GASKET *	1	
45	PS-210105	GASKET, FRONT COVER *	1	
46	PS-210106	GASKET, CARTER EXTENSION *	1	
47	00009-00000	CLAMP	1	
48	PS-210108	GASKET, CLUTCH CARTER *	1	
49	791022	GASKET SET *	1	

\* Les joints des positions 44, 45, 46, 48 et 49 ne sont plus fabriqués. Utiliser de la pâte à joint de type TB1215 de la marque QUIMILOCK.

PS-10 (TYPE 1 / TYPE 2)



FIG. 43A

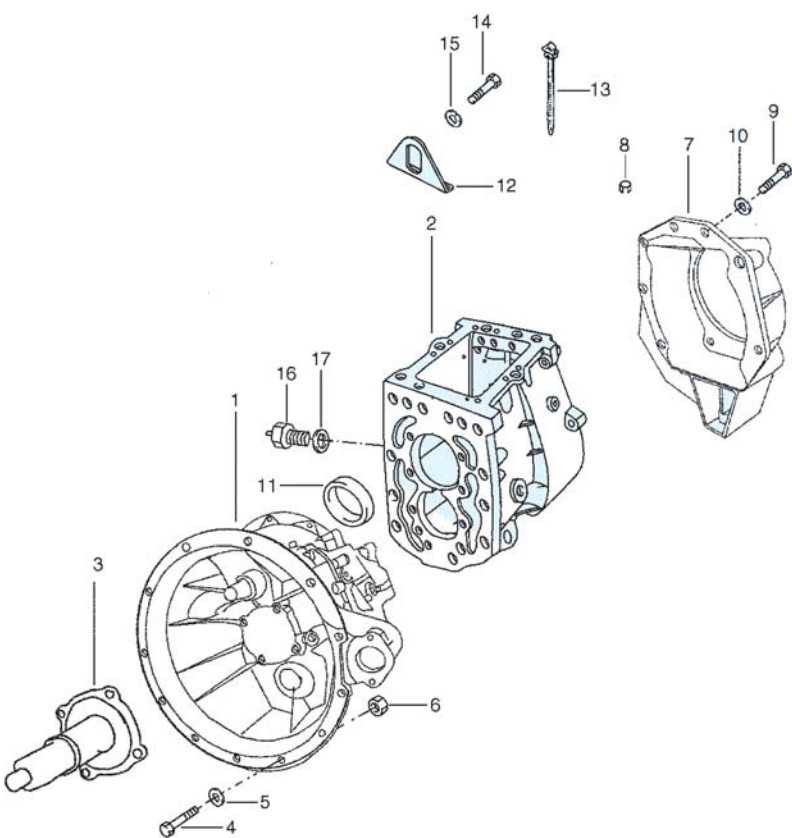


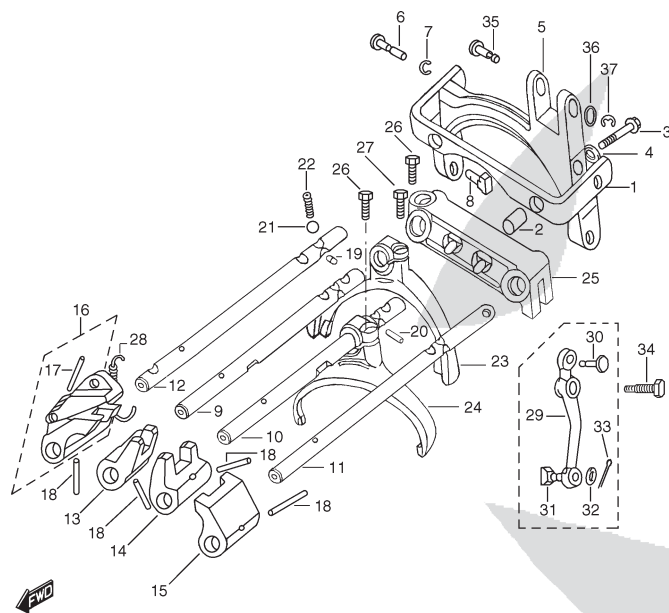
FIG.43A CARTER DE BOITE DE VITESSE (ZF)

POS.NUM.	RÉFÉRENCE	DÉNOMINATION	QTY	OBSERV.
1	PS-210175	CARTER AVANT	1	
2	PS-210176	CARTER ARRIERE	1	
3	PS-201049	ARBRE DE CONNEXION	1	
4	SH112251	VIS	3	
5	08321A31123	RONDELLE RESSORT	3	
6	PS-000103	ECROU	3	
7	PS-210174	EXTENSION DE CARTER	1	
8	PS-210188	FIXATION	2	
9	07130-84CD0	VIS	4	
10	08321A31103	RONDELLE RESSORT	4	
11	FRC2365	JOINT	1	
12	PS-210087	SUPPORT	1	
13	36990-85C10	BRIDE	2	
14	07130-86CA0	VIS	9	
15	WA110061	RONDELLE PLANE	11	
16	37610-86CB0	INTERRUPTEUR DE MARCHE ARRIERE	1	
17	185201	RONDELLE	1	
	791129	BOITE COMPLETE	1	



FIG.44

## GEAR SHIFT FORK BOITE LT85



REF NO.	PART NO.	DESCRIPTION	Q'TY	REMARKS
1	FRC7766	BRACKET, 5TH SPEED FORK	1	
2	FRC2481	RETAINER, BRACKET	2	
3	09103-08247	BOLT	2	
4	WA108051	PLAIN WASHER	2	
5	FRC7767F1	FORK, 5TH SPEED GEAR SHIFT	1	
6	UKC2089	PIN	2	
7	UKC2105	RING, SNAP	2	
8	622388	ROLLER, 5TH SPEED FORK	2	
9	FRC2381	SHAFT, LOW SPEED	1	
10	FRC3118	SHAFT, HIGH SPEED FORK	1	
11	FRC3282	SHAFT, 5TH GEAR SHIFT	1	
12	FRC8270	SHAFT, REVERSE GEAR SHIFT	1	
13	FRC8452	YOKE, LOW SPEED SHAFT	1	
14	FRC8452	YOKE, HIGH SPEED SHAFT	1	
15	FRC8454	YOKE, 5TH GEAR	1	
16	PS-201029	HINGE ASSY, REVERSE	1	
17	FRC2601	PIN	1	
18	571158	SPRING PIN	4	
19	FRC2577	PISTON	3	
20	FRC3117	PIN	2	
21	571146	BALL	4	
22	593802	SPRING	4	
23	PS-210100	FORK, LOW SPEED GEAR SHIFT	1	
24	PS-210101	FORK, HIGH SPEED GEAR SHIFT	1	
25	FRC2368	MEMBER, REVERSE	1	
26	09103-08247	BOLT	2	
27	BX108351	BOLT	1	
28	FRC3481	SPRING	1	
29	FRC2364	LEVER, REVERSE LINK	1	
30	571042	PIN	1	

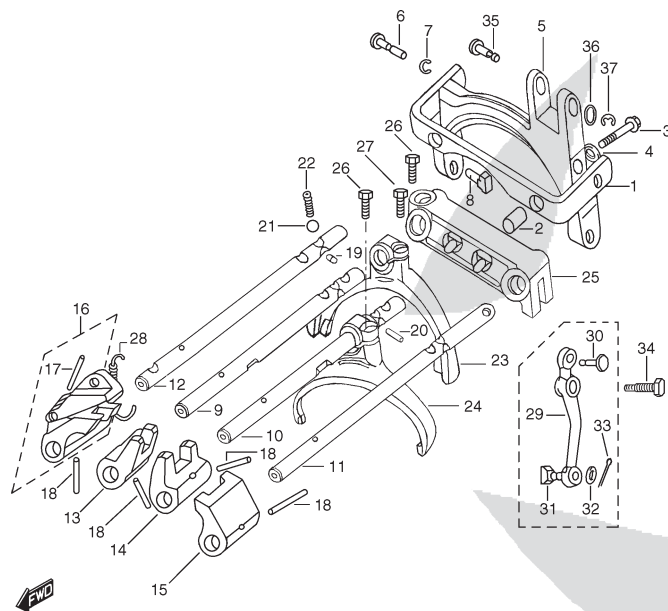
TRANSMISSION

3

PS-10 (TYPE 1 / TYPE 2)

FIG.44

## GEAR SHIFT FORK BOITE LT85



REF NO.	PART NO.	DESCRIPTION	Q'TY	REMARKS
31	571043	ROLLER	1	
32	WA108051	PLAIN WASHER	1	
33	PS-103125	PIN	2	
34	FRC2370	BOLT	1	
35	PS-310051	PIN	1	
36	WA106041	WASHER	1	
37	PS-850075	CLIP	1	

PS-10 (TYPE 1 / TYPE 2)

FIG.45

## GEAR SHIFT CONTROL Boîte LT85 levier droit (tout premiers véhicules)

	REF NO.	PART NO.	DESCRIPTION	Q'TY	REMARKS
	1	PS-201021	LEVER ASSY, GEAR SHIFT CONTROL	1	
	2	PS-000077	BOLT	2	
	3	25651-74B00	BOOT	1	
	4	PS-210098	SHAFT ASSY, LEVER	1	
	5	PS-210078	SEAL, OIL	1	
	6	PS-210048	KNOB, CONTROL LEVER	1	
	7	PS-210066	BOOT, GEAR SHIFT LEVER	1	
	8	03141-06203	BOLT	4	
	9	PS-210082	FLANGE	1	
	10	21935-85C00	CLAMP	1	
	11	28117-60A00	SEAL, OIL	1	
	12	01550-08253	BOLT	1	
	13	PS-210072	CASE, GEAR SHIFT LEVER	1	
	14	08321B31083	WASHER	2	
	15	21941-85C50	BOLT, LEVER LOCATING	2	
	16	25341-80701	PIN	2	
	17	09440-08029	SPRING, OUTER	2	
	18	09440-05037	SPRING, INR	1	
	19	21947-85C60	THREADED PLUG	2	
	20	25551-85C00	BUSH, GEAR CONTROL LEVER	1	
	21	PS-210053	ARM, GEAR SHIFT	1	
	22	PS-000049	BOLT, ARM	1	
	23	PS-210081	PLATE, GEAR SHIFT LEVER CASE	1	
	24	07120-06123	BOLT, PLATE	2	
	25	PS-210107	GASKET, PLATE	1	
	26	PS-210051	FINGER, SELECTOR HEAD	1	
	27	09205-06016	SPRING PIN, OUTER	2	
	28	09205-03037	SPRING PIN, INR	2	
	29	SH108401	BOLT	8	
	30	08321A31083	SPRING WASHER	8	

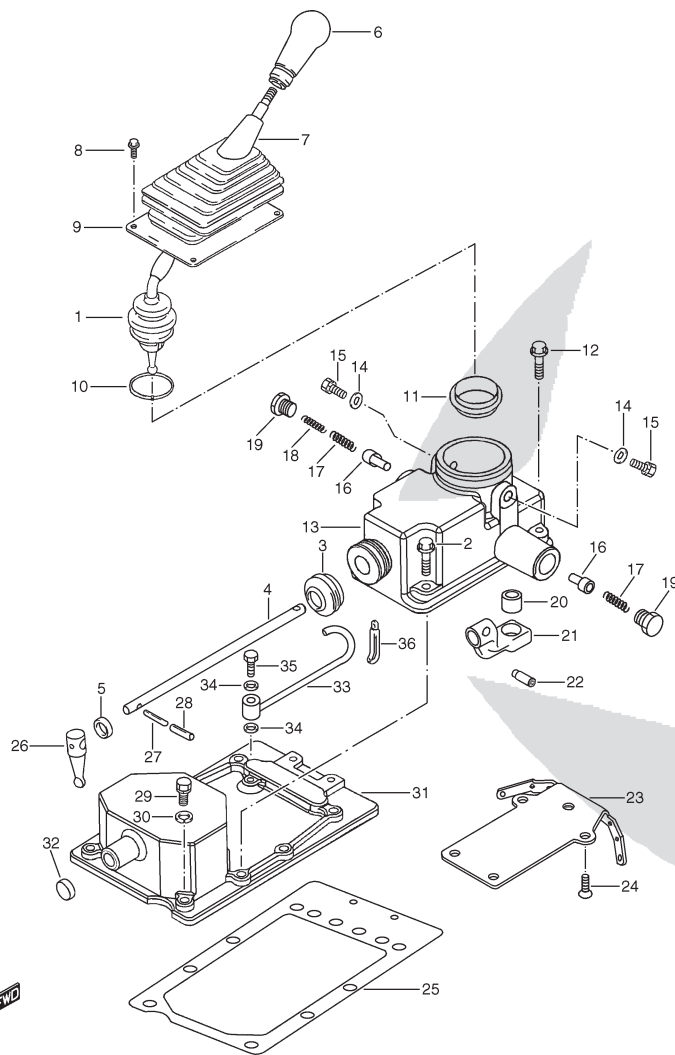
PS-10 (TYPE 1 / TYPE 2)

TRANSMISSION

3

FIG.45

## GEAR SHIFT CONTROL BOITE LT85 levier droit (tout premiers véhicules)



REF NO.	PART NO.	DESCRIPTION	Q'TY	REMARKS
31	PS-210071	PLATE, GEAR SHIFT CASE UPPER	1	
32	21947-85C10	PLUG	1	
33	PS-301023	C/ BREATHER	1	
34	189501	.WASHER	2	
35	595478	.BOLT	1	
36	24759A78130	CLAMP	1	

PS-10 (TYPE 1 / TYPE 2)

FIG. 45A

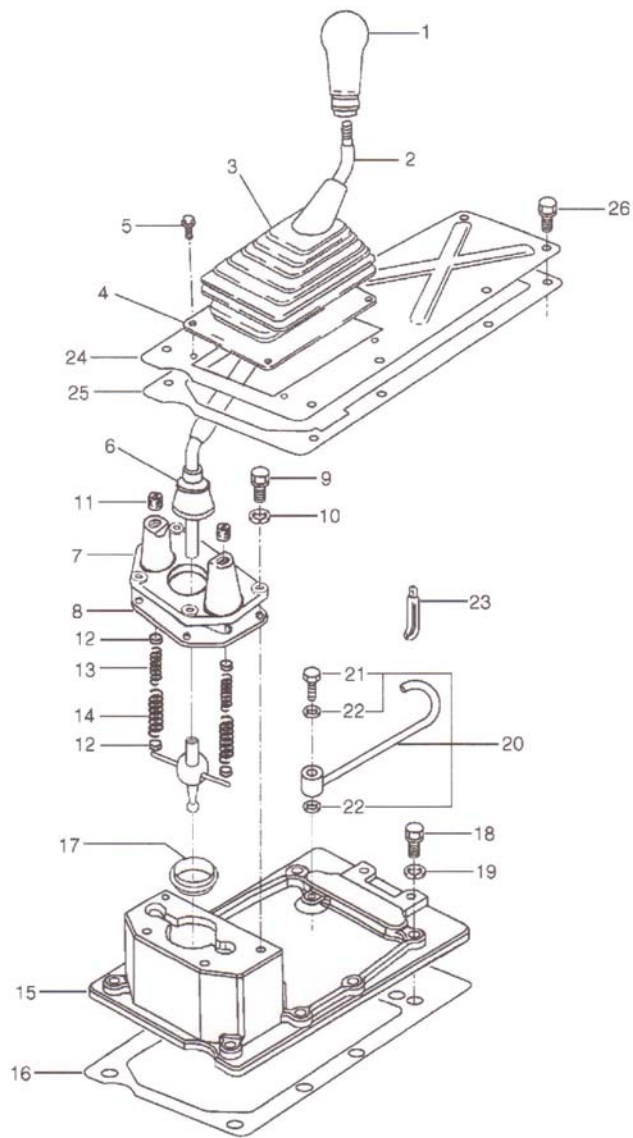


FIG.45A LEVIER DE BOITE DE VITESSE (LT85 levier courbe)\*

POS.NUM.	RÉFÉRENCE	DÉNOMINATION	QTY	OBSERV.
1	PS-210048	KNOB, CONTROL LEVER	1	
2	PS-201131	LEVER ASSY, GEAR SHIFT CONTROL	1	
3	PS-210138	LEVER, DUST COVER	1	
4	PS-210119	FLANGE, DUST COVER	1	
5	03141-06203	BOLT	4	
6	FRC2614	LOWER DUST COVER, LEVER	1	
7	FRC2583	STABILIZER SPRING, ACCOMODATION	1	
8	PS-210127	JOINT, SPRING ACCOMODATION	1	
9	00016-00000	BOLT	4	
10	WL106001	SPRING WASHER	4	
11	GS112141	BOLT	2	
12	FRC2623	DISC, STABILIZER SPRING	4	
13	FRC2587	INNER STABILIZER SPRINGS	2	
14	FRC3146	OUTER STABILIZER SPRINGS	2	
15	FRC8698	UPPER COVER, GEAR BOX	1	
16	PS-210107	JOINT, UPPER COVER, GEAR BOX	1	
17	FRC2610	SEAT, GEAR SHIFT CONTROL	1	
18	SH108401	BOLT	8	
19	08321A31083	SPRING WASHER	8	
20	PS-301023	BREATHER ASSY	1	
21	595478	BOLT, BREATHER	1	
22	189501	WASHER, BREATHER	2	
23	24759A78130	CLAMP	1	
24	PS-210115	TUNNEL COVER, GEAR BOX	1	
25	PS-210116	JOINT, TUNNEL COVER, GEAR BOX	1	
26	03111-05163	BOLT, TUNNEL COVER GEAR BOX	1	

\*Jusqu'au châssis VSFPSW20V00101807 (à l'exception de quelques véhicules en pré-série qui peuvent être équipés d'une boîte ZF. Pour les numéros de châssis de 101750 à 101807, vérifiez bien la forme du levier)



FIG. 45B

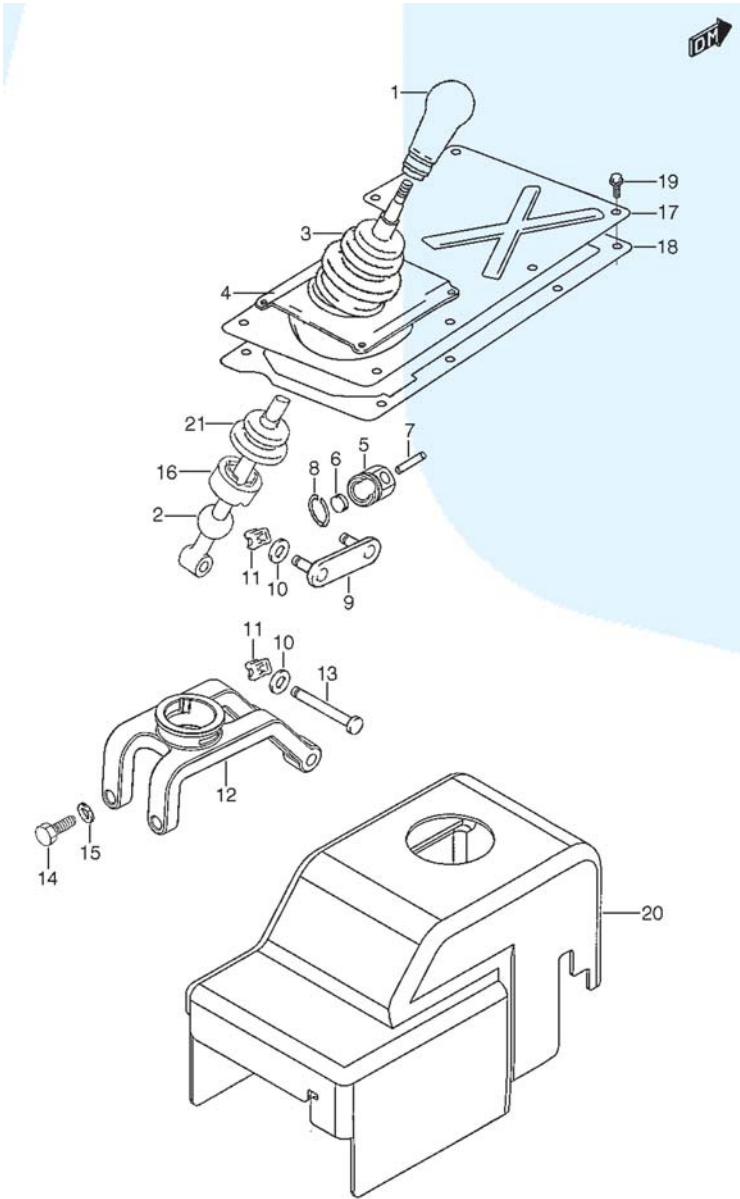


FIG.45B LEVIER DE BOITE DE VITESSE (ZF levier droit)\*

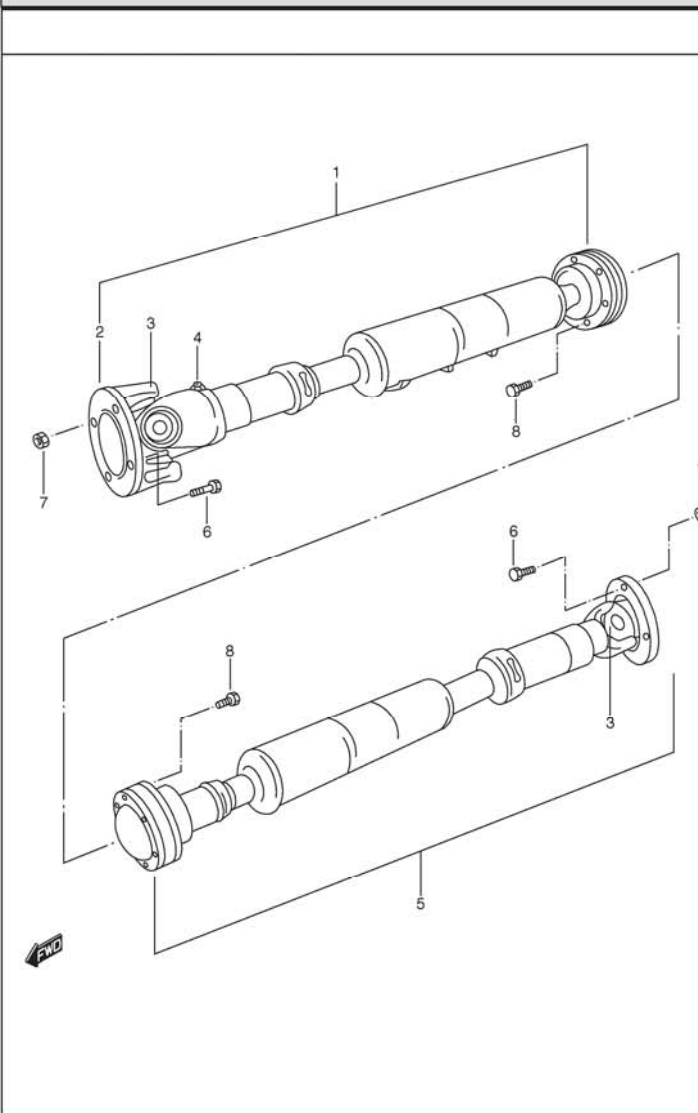
POS.NUM.	RÉFÉRENCE	DÉNOMINATION	QTY	OBSERV.
1	PS-210048	POMMEAU DE LEVIER DE VITESSE	1	
2	PS-201092	LEVIER DE CHANGEMENT DE VITESSE	1	
3	PS-210191	SOUFFLET CACHE-POUSSIÈRE	1	
4	PS-210195	BASE, SOUFFLET	1	
5	PS-201091	TÊTE DE SÉLECTEUR	1	
6	PS-210196	COUSSINET	1	
7	PS-210180	AXE	1	
8	PS-210186	CIRCLIP	1	
9	PS-201087	ETRIER DE LIAISON	1	
10	PS-210185	RONDELLE	3	
11	PS-210184	CLIP DE SÉCURITÉ	3	
12	PS-210177	SUPPORT DE LEVIER DE VITESSE	1	
13	PS-210187	AXE DE SUPPORT DE LEVIER	1	
14	BH-110071	VIS	2	
15	08321A3110A	RONDELLE	2	
16	28117-86CA0	BAGUE DE LEVIER DE VITESSE	1	
17	PS-210192	COUVERCLE DE TUNNEL	1	
18	PS-210116	JOINT DE COUVERCLE DE TUNNEL	1	
19	03111-05163	VIS, COUVERCLE DE TUNNEL	9	
20	PS-210189	CACHE-POUSSIÈRE	1	
21	29345-60A01	CACHE-POUSSIÈRE	1	

\* à partir du châssis VSFPSW20V00101808

**FIG.46**

**PROPELLER SHAFTS**

REF NO.	PART NO.	DESCRIPTION	Q'TY	REMARKS
1	PS-301000	SHAFT ASSY, PROPELLER FR	1	
2	A301000-000	.YOKE, JOINT FLANGE	2	
3	27200-86CT0	.JOINT ASSY SET, UNIVERSAL	2	
4	A301000-004	.OIL FILLER	2	
5	PS-301020	SHAFT ASSY, PROPELLER RR	1	
6	PS-000183	BOLT	8	
7	08310-0010A	NUT	8	
8	PS-000199	BOLT	12	



PS-10 (TYPE 1 / TYPE 2)

TRANSMISSION

3

FIG.47

## FRONT DIFFERENTIAL GEAR

REF NO.	PART NO.	DESCRIPTION	Q'TY	REMARKS
0	PS-301015	DIFFERENTIAL ASSY, FR (43/11)	1	
1	PS-301013	FLANGE & BOOT ASSY	1	
2	236072	.BOOT	1	
3	PS-000044	NUT	1	
4	181337	PIN	1	
5	712229	PLAIN WASHER	1	
6	FRC3777	GEAR, DIFFERENTIAL	2	
7	FRC3293	PINION, DIFFERENTIAL	2	
8	599945	SHAFT, DIFFERENTIAL PINION	1	
9	241999	RING, SNAP	2	
10	PS-301027-US	BEVEL PINION & GEAR ASSY (43/11)	1	
11	FRC4622	HOUSING, DIFFERENTIAL	1	
12	130673	BEARING, DIFFERENTIAL HOUSING	2	
13	PS-301029-US	CARRIER ASSY, DIFFERENTIAL FR	1	
14	130780	.BOLT	4	
15	FRC5204	ADJUSTER, BEARING	2	
16	FRC5661	PLATE, BEARING LOCK	2	
17	576159	SPRING PIN	2	
18	42421-85C00	NUT, ADJUSTING SCREW CARRIER	10	
19	217507F1	SEAL, PINION OIL	1	
20	539745	WASHER	1	
21- 1	130524	SHIM, PINION FR	AR	T:0.71
21- 2	130526	SHIM, PINION FR	AR	T:0.76
21- 3	130528	SHIM, PINION FR	AR	T:0.81
21- 4	130530	SHIM, PINION FR	AR	T:0.86
21- 5	130532	SHIM, PINION FR	AR	T:0.91
21- 6	549230	SHIM, PINION FR	AR	T:0.96
21- 7	549232	SHIM, PINION FR	AR	T:1.01
21- 8	549234	SHIM, PINION FR	AR	T:1.06
21- 9	549236	SHIM, PINION FR	AR	T:1.11

PS-10 (TYPE 1 / TYPE 2)



FIG.47

## FRONT DIFFERENTIAL GEAR

REF NO.	PART NO.	DESCRIPTION	Q'TY	REMARKS
21-10	549238	SHIM, PINION FR	AR	T:1.16
21-11	549240	SHIM, PINION FR	AR	T:1.21
21-12	549242	SHIM, PINION FR	AR	T:1.27
21-13	549244	SHIM, PINION FR	AR	T:1.32
21-14	549246	SHIM, PINION FR	AR	T:1.37
21-15	549248	SHIM, PINION FR	AR	T:1.42
21-16	549250	SHIM, PINION FR	AR	T:1.47
21-17	549252	SHIM, PINION FR	AR	T:1.52
21-18	576236	SHIM, PINION FR	AR	T:1.57
21-19	576237	SHIM, PINION FR	AR	T:1.60
21-20	576238	SHIM, PINION FR	AR	T:1.62
21-21	576239	SHIM, PINION FR	AR	T:1.65
21-22	130534	SHIM, PINION FR	AR	T:1.68
21-23	130536	SHIM, PINION FR	AR	T:1.73
21-24	130538	SHIM, PINION FR	AR	T:1.78
21-25	130540	SHIM, PINION FR	AR	T:1.83
22- 1	130767	SHIM, PINION RR	AR	T:3.53
22- 2	130768	SHIM, PINION RR	AR	T:3.55
22- 3	130769	SHIM, PINION RR	AR	T:3.58
22- 4	130770	SHIM, PINION RR	AR	T:3.60
22- 5	130771	SHIM, PINION RR	AR	T:3.63
22- 6	549254	SHIM, PINION RR	AR	T:3.65
22- 7	549256	SHIM, PINION RR	AR	T:3.70
22- 8	549258	SHIM, PINION RR	AR	T:3.75
22- 9	549260	SHIM, PINION RR	AR	T:3.81
22-10	549262	SHIM, PINION RR	AR	T:3.86
22-11	549264	SHIM, PINION RR	AR	T:3.91
22-12	549266	SHIM, PINION RR	AR	T:3.96
22-13	549268	SHIM, PINION RR	AR	T:4.01
22-14	549270	SHIM, PINION RR	AR	T:4.06

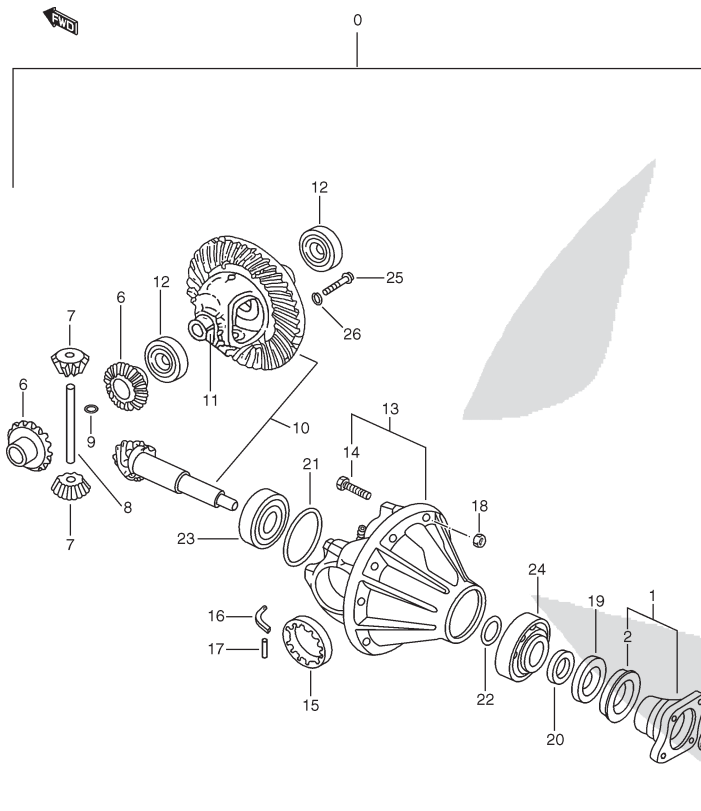
TRANSMISSION

3

PS-10 (TYPE 1 / TYPE 2)

FIG.47

## FRONT DIFFERENTIAL GEAR



REF NO.	PART NO.	DESCRIPTION	Q'TY	REMARKS
22-15	549272	SHIM, PINION RR	AR	T:4.11
22-16	549274	SHIM, PINION RR	AR	T:4.16
22-17	549276	SHIM, PINION RR	AR	T:4.21
22-18	549278	SHIM, PINION RR	AR	T:4.26
22-19	549280	SHIM, PINION RR	AR	T:4.31
22-20	549282	SHIM, PINION RR	AR	T:4.36
22-21	549284	SHIM, PINION RR	AR	T:4.41
23	539706	BEARING, PINION FR	1	
24	539707	BEARING, PINION RR	1	
25	593692	BOLT	10	
26	593693	PLAIN WASHER	10	

PS-10 (TYPE 1 / TYPE 2)

FIG.48

## REAR DIFFERENTIAL GEAR

REF NO.	PART NO.	DESCRIPTION	Q'TY	REMARKS
0	PS-301009	DIFFERENTIAL ASSY, RR (43/11)	1	
1	PS-310049	FLANGE & BOOT ASSY	1	
2	712230	.BOOT	1	
3	PS-000044	NUT	1	
4	181337	PIN	1	
5	712229	PLAIN WASHER	1	
6	120692	GEAR, DIFFERENTIAL	2	
7	712303	PINION, DIFFERENTIAL	4	
8	712300	WASHER	4	
9	130732	SHAFT, DIFFERENTIAL PINION	1	
10	PS-301028-US	BEVEL PINION & GEAR ASSY (43/11)	1	
11	PS-301011	HOUSING, DIFFERENTIAL	1	
12	PS-301012	CARRIER ASSY, DIFFERENTIAL RR	1	
13	183281	.BOLT	4	
14	712234	ADJUSTER, BEARING	2	
15	713104	PLATE, BEARING LOCK	2	
16	01550-06123	BOLT	2	
17	185263	BOLT	12	
18	712240	PLAIN WASHER	12	
19- 1	712173	SHIM, PINION FR	AR	T:0.965
19- 2	712175	SHIM, PINION FR	AR	T:1.016
19- 3	712177	SHIM, PINION FR	AR	T:1.067
19- 4	712179	SHIM, PINION FR	AR	T:1.118
19- 5	712181	SHIM, PINION FR	AR	T:1.169
19- 6	712183	SHIM, PINION FR	AR	T:1.219
19- 7	712185	SHIM, PINION FR	AR	T:1.270
19- 8	712187	SHIM, PINION FR	AR	T:1.321
19- 9	712189	SHIM, PINION FR	AR	T:1.372
19-10	712191	SHIM, PINION FR	AR	T:1.422
19-11	712193	SHIM, PINION FR	AR	T:1.472

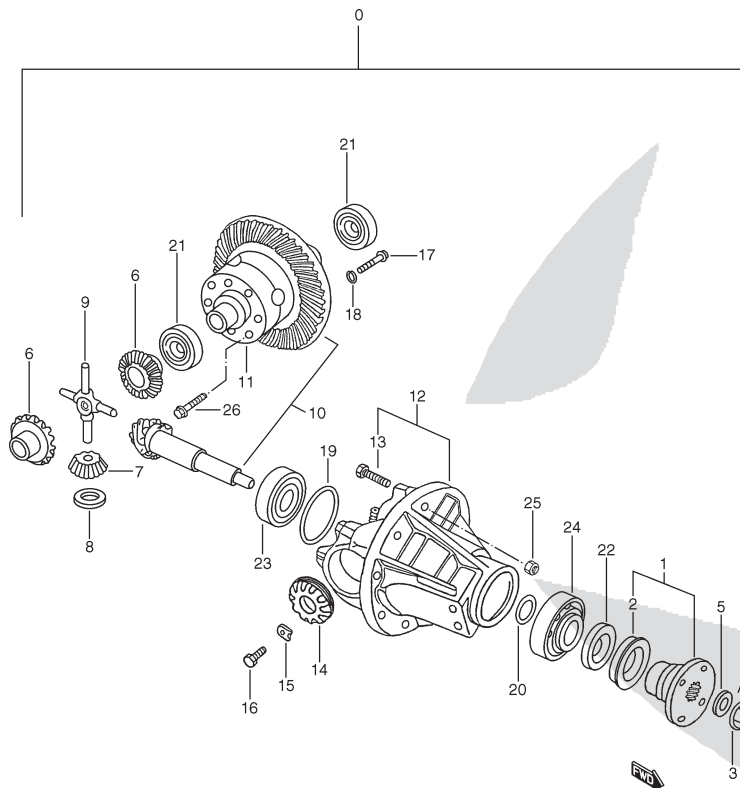
TRANSMISSION

3

PS-10 (TYPE 1 / TYPE 2)

FIG.48

## REAR DIFFERENTIAL GEAR



REF NO.	PART NO.	DESCRIPTION	Q'TY	REMARKS
20- 1	712945	SHIM, PINION RR	AR	T:1.40
20- 2	712947	SHIM, PINION RR	AR	T:3.45
20- 3	712949	SHIM, PINION RR	AR	T:3.50
20- 4	712951	SHIM, PINION RR	AR	T:3.55
20- 5	712953	SHIM, PINION RR	AR	T:3.60
20- 6	712955	SHIM, PINION RR	AR	T:3.65
20- 7	712957	SHIM, PINION RR	AR	T:3.70
20- 8	712959	SHIM, PINION RR	AR	T:3.75
20- 9	712961	SHIM, PINION RR	AR	T:3.80
20-10	712963	SHIM, PINION RR	AR	T:3.85
20-11	712965	SHIM, PINION RR	AR	T:3.90
20-12	712967	SHIM, PINION RR	AR	T:3.95
20-13	712969	SHIM, PINION RR	AR	T:4.00
20-14	712971	SHIM, PINION RR	AR	T:4.05
20-15	712973	SHIM, PINION RR	AR	T:4.10
21	712238	BEARING, DIFFERENTIAL HOUSING	2	
22	236305	SEAL, PINION OIL	1	
23	712236	BEARING, PINION FR	1	
24	712237	BEARING, PINION RR	1	
25	42421-85C00	NUT	10	
26	712128	BOLT	8	

PS-10 (TYPE 1 / TYPE 2)

FIG.49

## TRANSFER GEAR BOITE LT85

REF NO.	PART NO.	DESCRIPTION	Q'TY	REMARKS
1	FRC5564	BEARING	2	
2- 1	FRC6536	SHIM, INPUT SHAFT	AR	T:3.20
2- 2	FRC6537	SHIM, INPUT SHAFT	AR	T:3.25
2- 3	FRC6538	SHIM, INPUT SHAFT	AR	T:3.30
2- 4	FRC6539	SHIM, INPUT SHAFT	AR	T:3.35
2- 5	FRC6540	SHIM, INPUT SHAFT	AR	T:3.40
2- 6	FRC6541	SHIM, INPUT SHAFT	AR	T:3.45
2- 7	FRC6542	SHIM, INPUT SHAFT	AR	T:3.50
2- 8	FRC6543	SHIM, INPUT SHAFT	AR	T:3.55
2- 9	FRC6544	SHIM, INPUT SHAFT	AR	T:3.60
2-10	FRC6545	SHIM, INPUT SHAFT	AR	T:3.65
2-11	FRC6546	SHIM, INPUT SHAFT	AR	T:3.70
2-12	FRC6547	SHIM, INPUT SHAFT	AR	T:3.75
2-13	FRC6548	SHIM, INPUT SHAFT	AR	T:3.80
2-14	FRC6549	SHIM, INPUT SHAFT	AR	T:3.85
2-15	FRC6550	SHIM, INPUT SHAFT	AR	T:3.90
2-16	FRC6551	SHIM, INPUT SHAFT	AR	T:3.95
2-17	FRC6552	SHIM, INPUT SHAFT	AR	T:4.00
3	FRC5428K1	GEAR, INPUT	1	
4	FRC5422	GEAR, COUNTER	1	
5	FRC7030	SHAFT ASSY, INTERMEDIATE	1	
6	G04099	.PLUG	2	
7	FRC6861	WASHER	2	
8	594290	BEARING	2	
9	FRC6862	SPACER	1	
10	532323	O RING	1	
11	121336	SHAFT, OUTPUT FR	1	
12	121335	SPACER	1	
13	PS-201001	FLANGE ASSY, UNIVERSAL JOINT	1	
14	FRC6121	.BOOT	1	

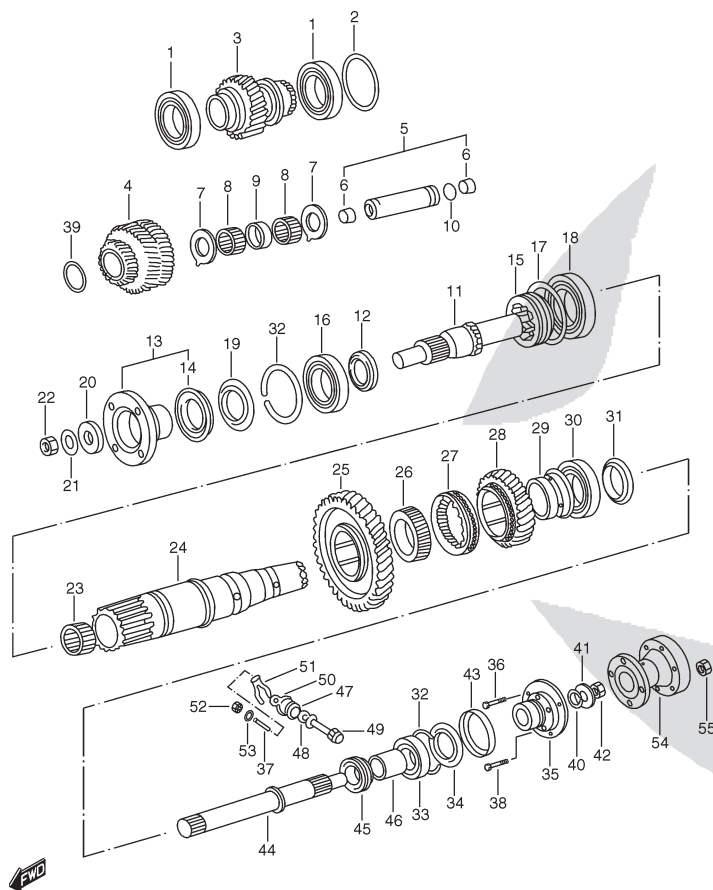
TRANSMISSION

3

PS-10 (TYPE 1 / TYPE 2)

FIG.49

## TRANSFER GEAR BOITE LT85



REF NO.	PART NO.	DESCRIPTION	Q'TY	REMARKS
15	121337	HUB	1	
16	214797	BEARING, FR OUTPUT SHAFT	1	
17- 1	FRC6504	SHIM, OUTPUT SHAFT	AR	T:2.00
17- 2	FRC6505	SHIM, OUTPUT SHAFT	AR	T:2.05
17- 3	FRC6506	SHIM, OUTPUT SHAFT	AR	T:2.10
17- 4	FRC6507	SHIM, OUTPUT SHAFT	AR	T:2.15
17- 5	FRC6508	SHIM, OUTPUT SHAFT	AR	T:2.20
17- 6	FRC6509	SHIM, OUTPUT SHAFT	AR	T:2.25
17- 7	FRC6510	SHIM, OUTPUT SHAFT	AR	T:2.30
17- 8	FRC6511	SHIM, OUTPUT SHAFT	AR	T:2.35
17- 9	FRC6512	SHIM, OUTPUT SHAFT	AR	T:2.40
17-10	FRC6513	SHIM, OUTPUT SHAFT	AR	T:2.45
17-11	FRC6514	SHIM, OUTPUT SHAFT	AR	T:2.50
17-12	FRC6515	SHIM, OUTPUT SHAFT	AR	T:2.55
17-13	FRC6516	SHIM, OUTPUT SHAFT	AR	T:2.60
17-14	FRC6517	SHIM, OUTPUT SHAFT	AR	T:2.65
17-15	FRC6518	SHIM, OUTPUT SHAFT	AR	T:2.70
17-16	FRC6519	SHIM, OUTPUT SHAFT	AR	T:2.75
17-17	FRC6520	SHIM, OUTPUT SHAFT	AR	T:2.80
17-18	FRC6521	SHIM, OUTPUT SHAFT	AR	T:2.85
17-19	FRC6522	SHIM, OUTPUT SHAFT	AR	T:2.90
17-20	FRC6523	SHIM, OUTPUT SHAFT	AR	T:2.95
17-21	FRC6524	SHIM, OUTPUT SHAFT	AR	T:3.00
17-22	FRC6525	SHIM, OUTPUT SHAFT	AR	T:3.05
17-23	FRC6526	SHIM, OUTPUT SHAFT	AR	T:3.10
17-24	FRC6527	SHIM, OUTPUT SHAFT	AR	T:3.15
17-25	FRC6528	SHIM, OUTPUT SHAFT	AR	T:3.20
17-26	FRC6529	SHIM, OUTPUT SHAFT	AR	T:3.25
18	127480	BEARING	1	
19	PS-210034	SEAL, OIL	1	

PS-10 (TYPE 1 / TYPE 2)

FIG.49

## TRANSFER GEAR BOITE LT85

REF.NO.	PART NO.	DESCRIPTION	Q'TY	REMARKS
20	FRC2464	WASHER	1	
21	571468	WASHER, FLANGE	1	
22	NY120041	AUTOBRAKING NUT	1	
23	FRC5498	BEARING	1	
24	FRC6069	SHAFT, MAIN	1	
25	FRC5435	GEAR, OUTPUT HIGH	1	
26	FRC5681	CORE, LOW/HIGH SLEEVE	1	
27	FRC7111	SLEEVE, HIGH/LOW	1	
28	FRC5423	GEAR, OUTPUT HIGH	1	
29	FRC5436	BUSH	1	
30	711420	BEARING	1	
31	FRC6098	NUT, MAIN SHAFT	1	
32	216962	RING, SNAP	2	
33	214797	BEARING, RR OUTPUT SHAFT	1	
34	FRC7043	SEAL, OIL	1	
35	PS-210099	FLANGE, UNIVERSAL JOINT	1	
36	PS-000076	BOLT	3	
37	01411-06203	STUD BOLT	1	
38	PS-000075	BOLT	4	
39	FRC5419	ORING	1	
40	FRC2464	WASHER	1	
41	571468	WASHER, FLANGE	1	
42	NY120041	AUTOBRAKING NUT	1	
43	571970	OIL MANIFOLD	1	
44	FRC5450	SHAFT, OUTPUT RR	1	
45	FRC3162	WORM GEAR, SPEEDOMETER	1	
46	FRC5446	SPACER, WORM GEAR	1	
47	121524	CASE, WORM GEAR	1	
48	571665	O RING	1	
49	PS-210070	SHAFT & PINION, SPEEDOMETER	1	

TRANSMISSION

3

PS-10 (TYPE 1 / TYPE 2)

FIG.49

## TRANSFER GEAR BOITE LT85

REF NO.	PART NO.	DESCRIPTION	Q'TY	REMARKS
50	121523	SEAL, OIL	1	
51	533765	PLATE, LOCK	1	
52	02040-84C00	AUTOBRAKING NUT	1	
53	WA106041	PLAIN WASHER	1	
54	PS-210083	REAR, FLANGED SOCKET	1	
55	42421-85C00	NUT	4	

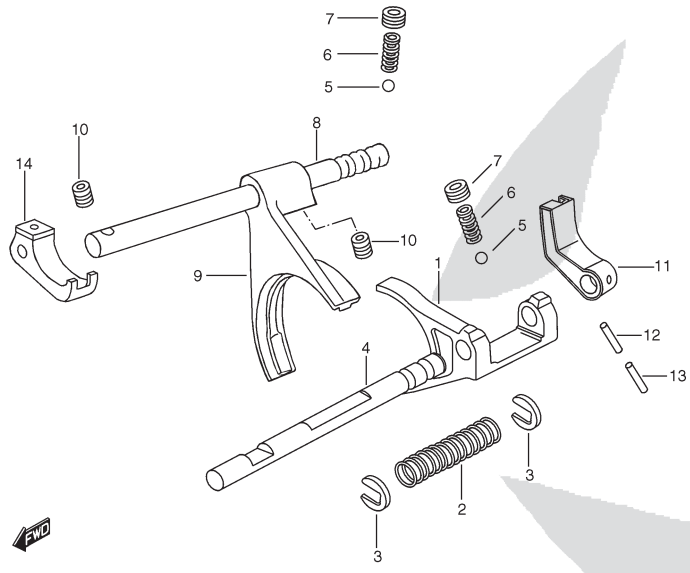
PS-10 (TYPE 1 / TYPE 2)



FIG.50

TRANSFER GEAR SHIFTING BOITE LT85

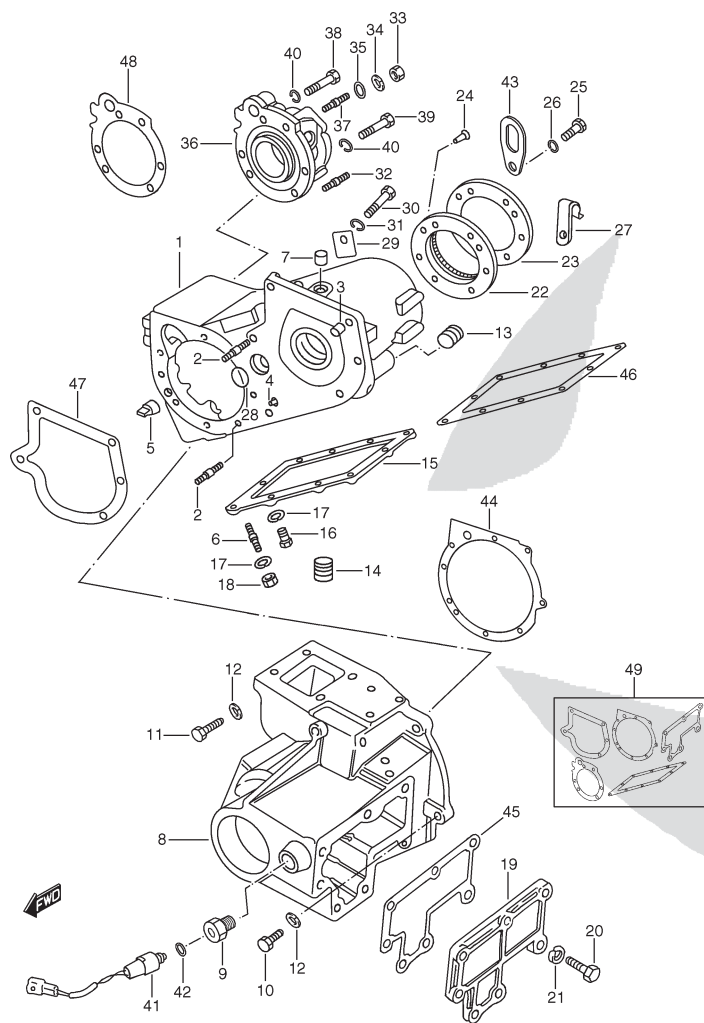
REF NO.	PART NO.	DESCRIPTION	Q'TY	REMARKS
1	PS-210038	FORK, FR DRIVE	1	
2	PS-210077	SPRING	1	
3	FRC5469	VALVE SPRING CAP	2	
4	PS-210039	SHAFT, FR DRIVE	1	
5	571146	BALL	2	
6	FRC5562	SPRING	2	
7	SU112101	BOLT	2	
8	FRC5459	SHAFT, HIGH/LOW SPEED	1	
9	FRC5458	FORK, HIGH/LOW SPEED	1	
10	FTC4536	BOLT	2	
11	PS-210036	YOKE ASSY, 4X4	1	
12	09205-06016	SPRING PIN	1	
13	09205-03037	SPRING PIN	1	
14	PS-210035	YOKE, HIGH/LOW SPEED	1	



PS-10 (TYPE 1 / TYPE 2)

FIG.51

## TRANSFER CASE BOITE LT85



REF NO.	PART NO.	DESCRIPTION	Q'TY	REMARKS
1	FRC7108	CASE ASSY, T/F	1	
2	FRC5595	.STUD BOLT	2	
3	FRC2482	.FIXING, CASE	1	
4	571134	.FIXING, CASE	1	
5	FRC5594	.FIXING	1	
6	01411-08203	.STUD BOLT	2	
7	UKC0024	PLUG	1	
8	PS-210045	CASE, FR OUTPUT	1	
9	PS-210046	NUT, 4WD SW	1	
10	09103-08247	BOLT	7	
11	BH108181	BOLT, CASE	1	
12	08321A31083	SPRING WASHER	8	
13	FRC3412	CAP, FILLER	1	
14	FRC3412	PLUG, DRAIN	1	
15	PS-210030	COVER, LOWER CASE	1	
16	09103-08247	BOLT	8	
17	08321A31083	SPRING WASHER	10	
18	08310-00083	NUT	2	
19	PS-210029	COVER, SIDE	1	
20	SH108251	BOLT, COVER	7	
21	08321A31083	SPRING WASHER	7	
22	FRC6943	CASE, INPUT SHAFT GEAR	1	
23	FRC5668	COVER	1	
24	SA108251	BOLT	2	
25	BH110071	BOLT	6	
26	WL110001	SPRING WASHER	6	
27	240407	CLIP	1	
28	FRC5419	O RING	1	
29	FRC5494	PLATE, LOCK	1	
30	SH108201	BOLT	1	

PS-10 (TYPE 1 / TYPE 2)

FIG.51

## TRANSFER CASE BOITE LT85

REF.NO.	PART NO.	DESCRIPTION	Q'TY	REMARKS
31	08321A31083	SPRING WASHER	1	
32	PS-000031	STUD BOLT	4	
33	08310-00103	NUT	4	
34	08321A31103	LOCK WASHER	4	
35	PS-000032	PLAIN WASHER	4	
36	PS-201010	CASE, TACHOMETER	1	
37	01411-06203	STUD BOLT	1	
38	SH110301	BOLT	5	
39	BH110091	BOLT	1	
40	WL110001	SPRING WASHER	6	
41	PS-610022	4WD SW ASSY	1	
42	21945-85C30	WASHER	1	
43	PS-210088	SUPPORT	2	
44	PS-210090	GASKET	1	
45	PS-210091	GASKET, SIDE COVER	1	
46	PS-210092	GASKET, LOWER COVER	1	
47	PS-210094	GASKET	1	
48	PS-210093	GASKET, TACHOMETER CASE	1	
49	791023	GASKET SET	1	

TRANSMISSION

3

PS-10 (TYPE 1 / TYPE 2)

FIG. 52

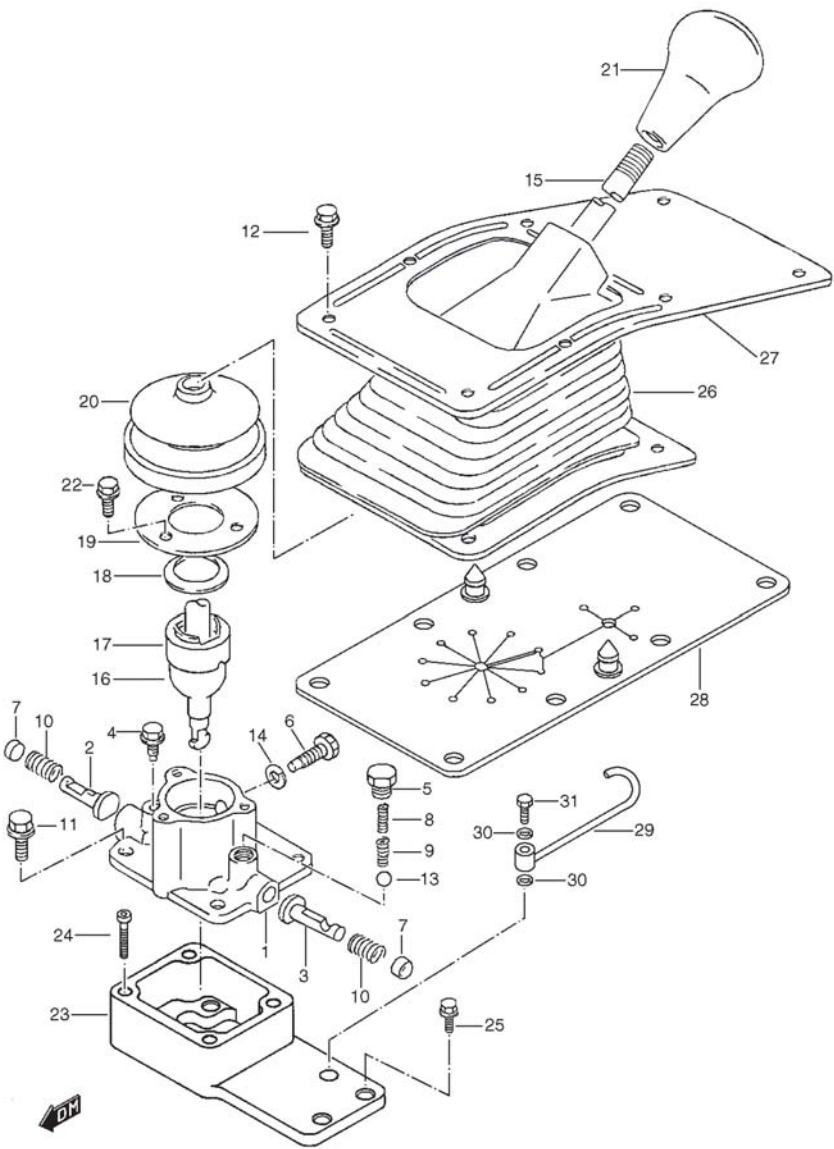
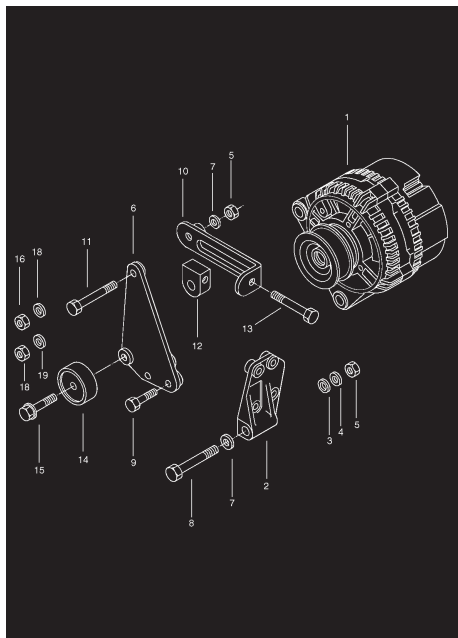


FIG.52 LEVIER DE BOÎTE DE TRANSFERT

POS.NUM.	RÉFÉRENCE	DÉNOMINATION	QTY	OBSERV.
1	25121-83001	SUPPORT DE LEVIER	1	
2	25341-69002	GOUPILLE SELECTEUR	1	
3	25342-69002	GOUPILLE SELECTEUR	1	
4	09128-06032	VIS	1	
5	09128-10002	BOUCHON FILLETE	1	
6	21941-85C50	VIS GUIDE	1	
7	09241-08003	BOUCHON	2	
8	09440-04019	RESSORT INT.	1	
9	09440-07005	RESSORT EXT.	1	
10	09440-11005	RESSORT DE RETOUR DU SELECTEUR	2	
11	01550-08203	VIS DE FIXATION DU SUPPORT	4	M6
12	03141-06203	VIS DU CACHE	8	
13	06112-10004	BILLE	1	
14	08321B31083	RONDELLE	1	
15	PS-210180	LEVIER SELECTEUR	1	
16	PS-201018	DOIGT SELECTEUR	1	
17	28116-69000	BAGUE DE NYLON	1	
18	09164A24003	RONDELLE	1	
19	25125A80001	COUVERCLE	1	
20	28135-80000	PARE-POUSSIERS	1	
21	PS-210044	POMMEAU DE LEVIER	1	
22	01550-06163	VIS	3	
23	PS-210037	SOCLE	1	
24	PS-000061	VIS	2	
25	01550-05253	VIS	2	
26	29346-60A40	PARE-POUSSIERS	1	
27	29347-56B00	CACHE	1	
28	PS-210067	PLAQUE DE FIXATION	1	
29	PS-301024	RESPIRATEUR	1	
30	189501	RONDELLE	2	
31	595478	VIS	1	



# ELECTRICAL

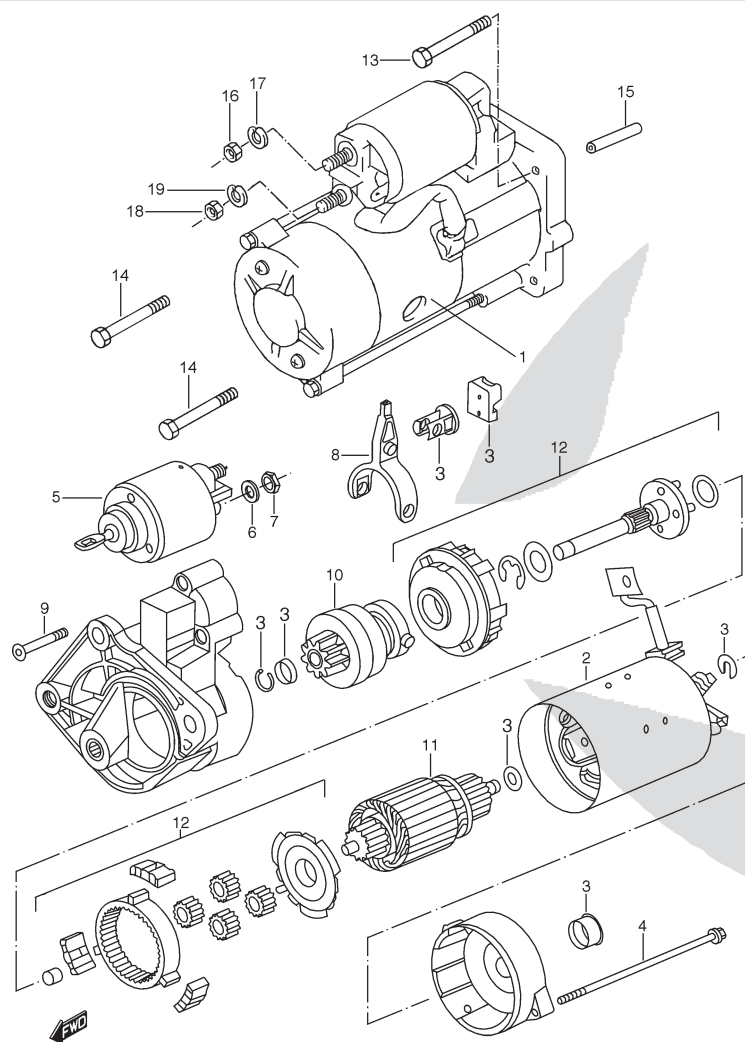
ELECTRICAL

4

PS-10 (TYPE 1 / TYPE 2)

FIG.53

## STARTING MOTOR



REF NO.	PART NO.	DESCRIPTION	Q'TY	REMARKS
1	PS-610089	STARTING MOTOR ASSY	1	
2	A610089-011	.BRUSH HOLDER	1	
3	A610089-012	.STARTER KIT	1	
4	A610089-006	.SCREW	2	M5X150
5	A610089-009	.CONTACTOR	1	
6	A610089-007	.SPRING WASHER	1	
7	A610089-008	.NUT	1	M8
8	A610089-002	.LEVER	1	
9	A610089-003	.SCREW	3	
10	A610089-000	.STARTER PINION	1	
11	A610089-004	.ARMATURE	1	
12	A610089-010	.DIFFERENTIAL ASSY	1	
13	01550-08553	BOLT	1	
14	01550-08503	BOLT	2	
15	PS-610066	PIN	1	
16	08310-00083	NUT	1	
17	08321A31083	SPRING WASHER	1	
18	08316-20063	NUT	1	
19	08321-01063	SPRING WASHER	1	

PS-10 (TYPE 1 / TYPE 2)

FIG.54

## GENERATOR

REF NO.	PART NO.	DESCRIPTION	Q'TY	REMARKS
1	A601000-000	GENERATOR ASSY	1	
2	A601000-022	.PULLEY	1	
3	A601000-008	.SPACER	1	
4	A601000-007	.SCREW	4	
5	A601000-003	.BEARING	2	
6	A601000-006	.PLATE	1	
7	A601000-012	.ROTOR	1	
8	A601000-004	.BEARING	1	
9	A601000-010	.RING	1	
10	A601000-013	.STATOR, GENERATOR	1	
11	A601000-015	.SCREW	3	
12	A601000-014	.RECTIFIER BRIDGE	1	
13	A601000-021	.SCREW	4	
14	A601000-011	.BUSH	1	
15	A601000-016	.VOLTAGE REGULATOR	1	
16	A601000-017	.CARBON BRUSHES SET	1	
17	A601000-002	.NUT	1	
18	A601000-023	.SPRING WASHER	1	
19	A601000-018	.SCREW	2	
20	A601000-020	.SCREW	3	
21	A601000-024	SUPPORT, GENERATOR	1	
22	A601000-025	WASHER	1	
23	A601000-026	SPRING WASHER	2	D:13
24	A601000-027	NUT	2	M12
25	A601000-028	RETAINER	1	
26	A601000-029	WASHER	2	D:12X24
27	A601000-030	BOLT	1	
28	A601000-031	BOLT	4	
29	A601000-032	BELT TENSIONER	1	
30	A601000-033	BOLT	1	M10X1.5X60

PS-10 (TYPE 1 / TYPE 2)

ELECTRICAL

4

FIG.54

## GENERATOR

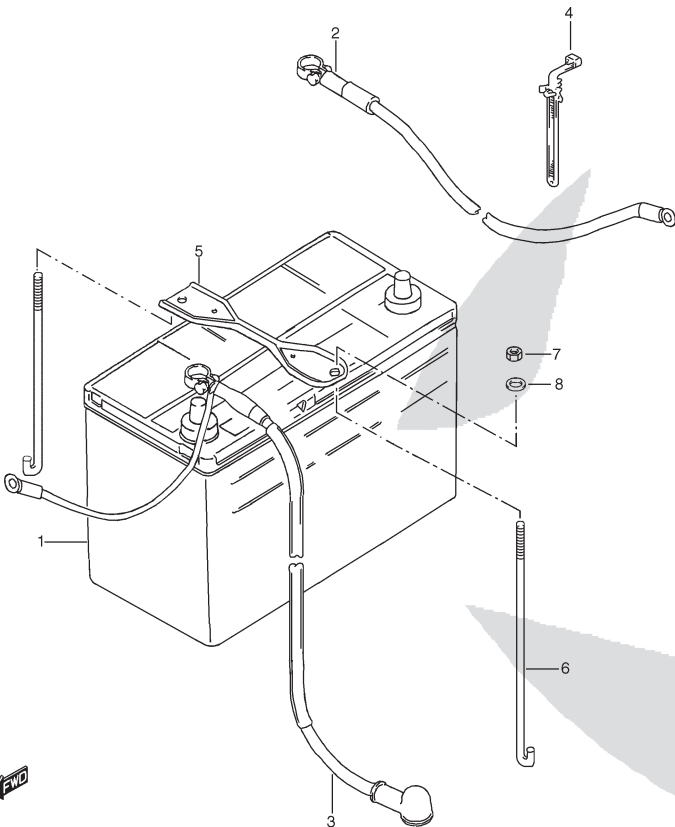
REF NO.	PART NO.	DESCRIPTION	Q'TY	REMARKS
31	A601000-034	DOWEL	1	
32	A601000-035	BOLT	1	M8X100
33	A601000-036	BEARING	1	
34	A045014-004	SOCKET-HEAD SCREW	1	M8X20
35	08316-20063	NUT	1	
36	08310-00083	NUT	1	
37	08321-01063	SPRING WASHER	1	
38	08321A31083	SPRING WASHER	1	
39	A601000-037	BOLT	1	
40	A601000-038	SPRING WASHER	1	
41	A100009-026	WASHER	1	
42	A063000-002	NUT	1	
43	A601000-039	BOLT	1	

PS-10 (TYPE 1 / TYPE 2)



FIG.55

BATTERY



REF NO.	PART NO.	DESCRIPTION	Q'TY	REMARKS
1	PS-610004	BATTERY ASSY, VB 88 AH	1	
2	PS-610015	CABLE ASSY, BATTERY POSITIVE	1	
3	PS-610016	CABLE ASSY, BATTERY GND	1	
4	36990-85C10	CLAMP	6	
5	PS-610080	BRACKET, BATTERY	1	
6	72512B82010	ROD, BATTERY	2	
7	08316-20063	NUT	2	
8	09160-84C00	PLAIN WASHER	2	

FIG. 56

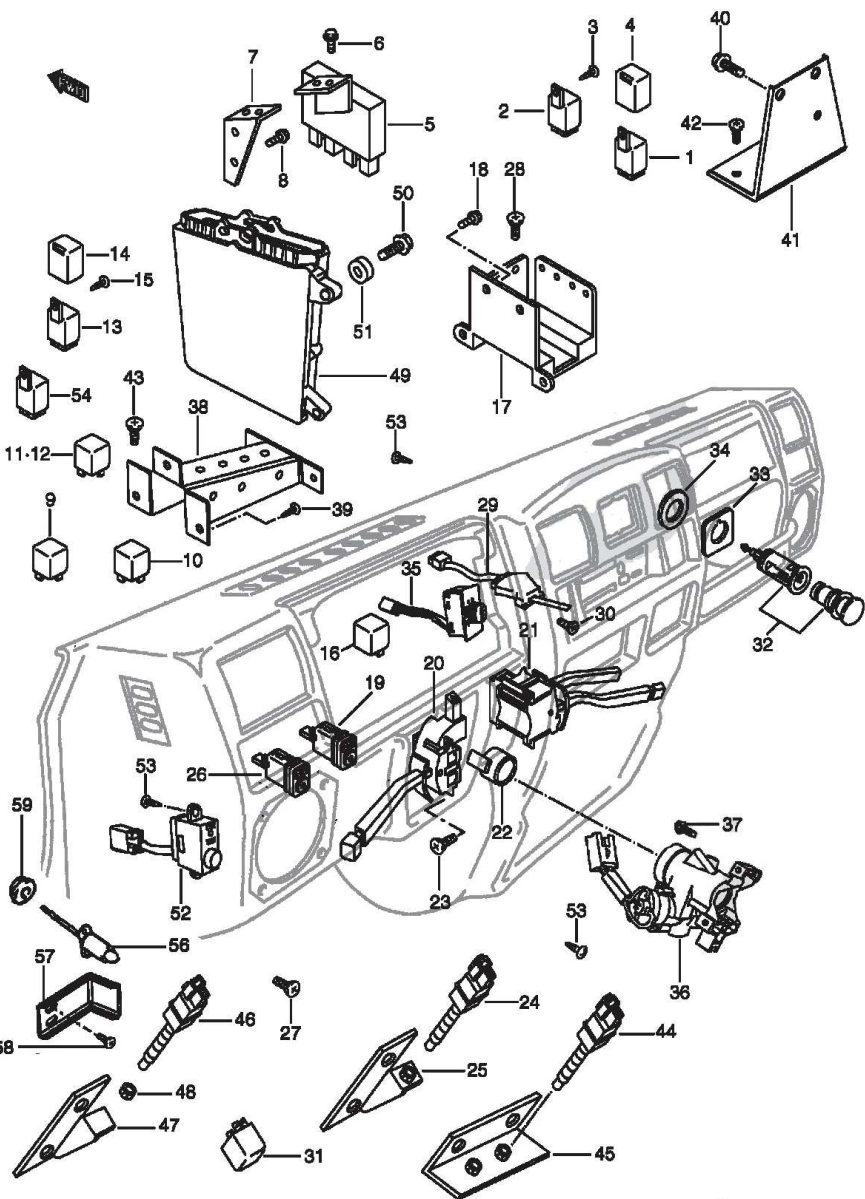


FIG.56 CONTRÔLES ELECTRIQUES

POS. NUM. RÉFÉRENCE	DÉNOMINATION	QTY	OBSERV.
1 à 8	CONCERNE TYPE 1 (EURO II) NON IMPORTE EN FRANCE		
9	PS-610093	1	TYPE 2
10	PS-610124	1	TYPE 2
11	PS-610112	1	TYPE 2
12	PS-610112	1	TYPE 2
13	PS-610111	1	TYPE 2
14	38861-86CA0	2	TYPE 2
15	02112-0512A	2	TYPE 2
16	PS-610021	1	
17 & 18	CONCERNE TYPE 1 (EURO II) NON IMPORTE EN FRANCE		
19-1	37280-80C00	1	NOTE 1
19-2	37280-60G00	1	NOTE 2
20	PS-610025	1	
21	PS-610026	1	
22	PS-610027	1	
23	02112-0512A	4	
24	PS-610057	1	
25 & 28	CONCERNE TYPE 1 (EURO II) NON IMPORTE EN FRANCE		
26-1	37860-50A00	1	NOTE 1
26-2	37860-70F00	1	NOTE 2
27	03541-04123	2	TYPE 2
29	37870-80000	1	
30	03211-04103	2	
31	38610-76G00	1	
32	39400-83010	1	
33	39471-84C00	1	Plus fab.
34	09160-23007	1	
35	35180-70A00	1	
36	PS-610023	1	
37	PS-000200	1	
38	PS-610115	1	TYPE 2
39	03141-0408A	3	TYPE 2
40	02142-0616A	2	TYPE 2
41	PS-601000	1	TYPE 2
42	03141-0408A	2	TYPE 2
43	01550-10123	2	Plus fab.
44-1	PS-610117	1	NOTE 3
44-2	500319244	1	NOTE 4
45	PS-801032	1	TYPE 2
46	35424-86CA0	1	TYPE 2
47	PS-801027	1	TYPE 2
48	08310-0010A	1	TYPE 2
49	PS-610092	1	TYPE 2
50	02142-06353	4	TYPE 2
51	PS-610141	4	TYPE 2
52	PS-610091	1	TYPE 2
53	PS-000188	6	TYPE 2
54	31850-86CA0	1	TYPE 2
56	37940A79000	1	TYPE 2
57	PS-610328	1	TYPE 2
58	03141-0412A	6	TYPE 2
59	09308-03005	2	TYPE 2

NOTE 1 : jusqu'au VIN VSFPSW20V00101432  
NOTE 2 : à partir du VIN VSFPSW20V00100433  
NOTE 3 : jusqu'au VIN VSFPSW20V00101874  
NOTE 4 : à partir du VIN VSFPSW20V00101875

FIG. 57

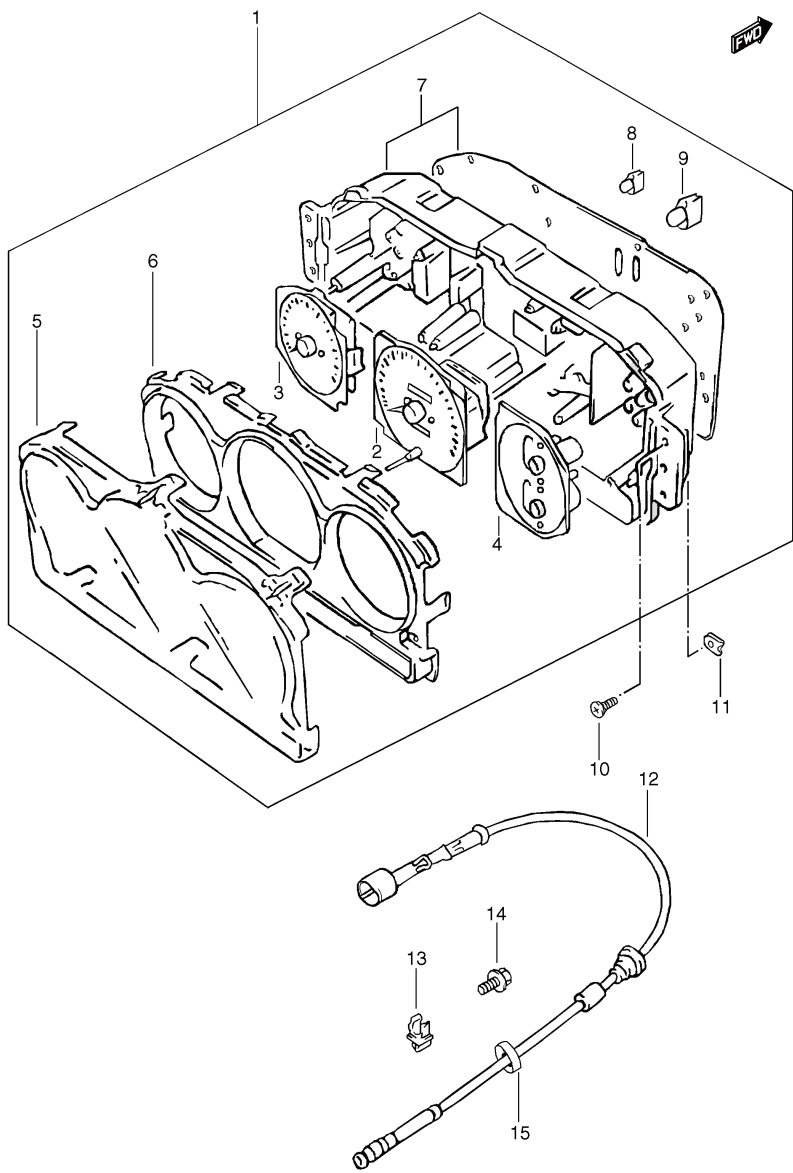


FIG.57 COMBINE D'INSTRUMENTS

POS.NUM.	RÉFÉRENCE	DÉNOMINATION	QTY	OBSERV.
1-1	PS-610008	COMBINE COMPLET TYPE 1	1	Plus fabr.
1-2	PS-610110	COMBINE COMPLET TYPE 2	1	Plus fabr.
2-1	A610008-001	COMPTEUR DE VITESSE BOÎTE LT85	1	Plus fabr.
2-2	G610008-001	COMPTEUR DE VITESSE BOÎTE ZF	1	
3	A610008-002	COMPTE TOUR	1	
4	A610008-003	ENS. JAUGE DIESEL ET TEMP. MOTEUR	1	
5	34112-84CB0	VITRE	1	
6	A610008-004	PLAQUE	1	
7-1	A610008-005	BOITIER ET CIRCUIT IMPRIME	1	TYPE 1
7-2	A610110-000	BOITIER ET CIRCUIT IMPRIME	1	TYPE 2
8	34175-84C30	AMPOULE	11	12V, 1.2W
9	34172-84C30	AMPOULE	3	12V, 3W
10	03541-05203	VIS	4	
11	09148A05005	CLIP	4	
12-1	PS-210124	CABLE DE COMPTEUR DE VITESSE	1	BOITE LT85
12-2	PS-210514	CABLE DE COMPTEUR DE VITESSE	1	BOITE ZF
13	189469	CLIP DE CABLE DE COMPTEUR	1	
14	78227	VIS	1	
15	06860	PASSE CABLE	3	

FIG. 58

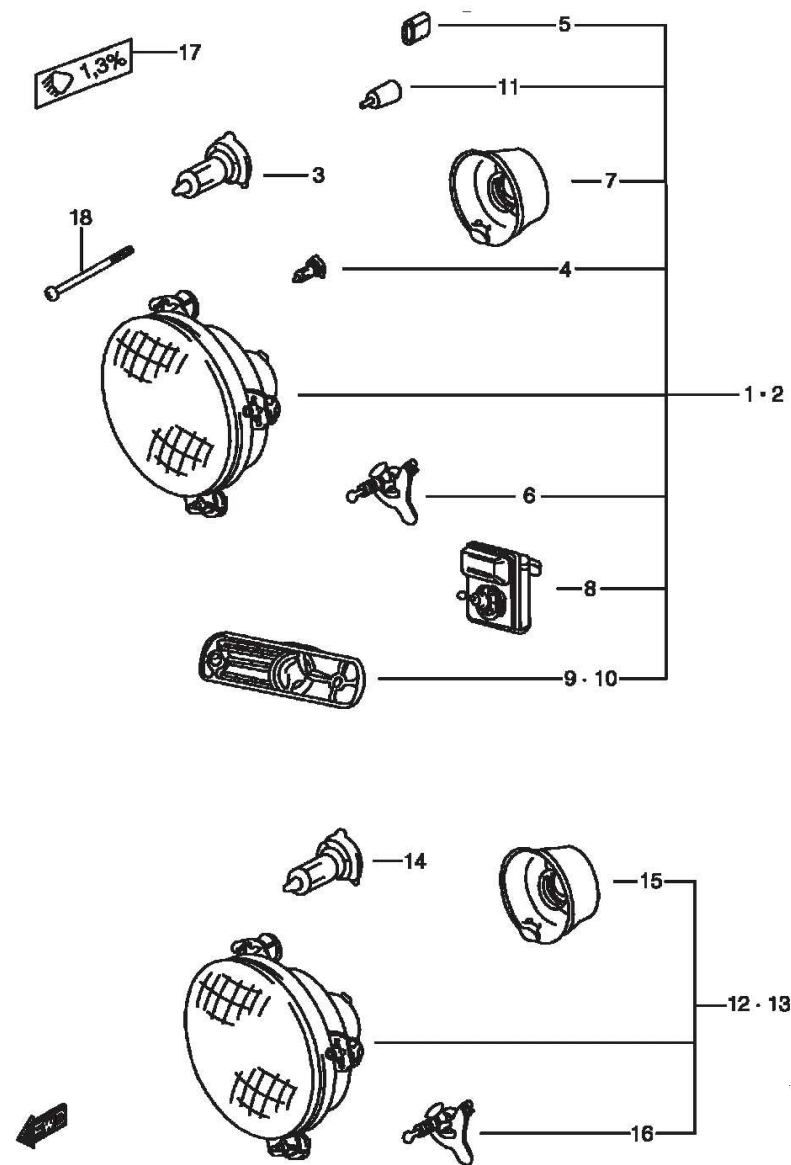


FIG.58 PHARES AVANT

POS.NUM.	RÉFÉRENCE	DÉNOMINATION	QTY	OBSERV.
1	PS-610017	FEU DE CROISEMENT H4 DROIT	1	
2	PS-610018	FEU DE CROISEMENT H4 GAUCHE	1	
3	A610017-000	AMPOULE	2	12V, H4
4	A610017-003	AMPOULE DE FEUX DE POSITION	2	
5	A610017-004	DOUILLE DE FEUX DE POSOTION	2	
6	A610017-001	VIS DE REGLAGE	4	
7	A610017-002	PROTECTION CAOUTCHOUC	2	
8	35190-84CA0	MOTEUR DE REGLAGE	2	
9	A610017-006	SUPPORT DE FEU DE CROISEMENT DROIT	1	
10	A610018-000	SUPPORT DE FEU DE CROISEMENT GAUCHE	1	
11	A610017-005	PASSE FEUX DE POSITION	2	
12	PS-610011	FEU DE ROUTE H1 DROIT	1	
13	PS-610012	FEU DE ROUTE H1 GAUCHE	1	
14	A610011-000	AMPOULE 12V, H1	2	Plus comm.
15	A610011-001	PROTECTION CAOUTCHOUC	2	Plus fabr.
16	A610017-001	VIS DE REGLAGE	6	
17	PS-610053	AUTO-COLLANT	1	
18	01550-06163	VIS	4	

FIG. 59

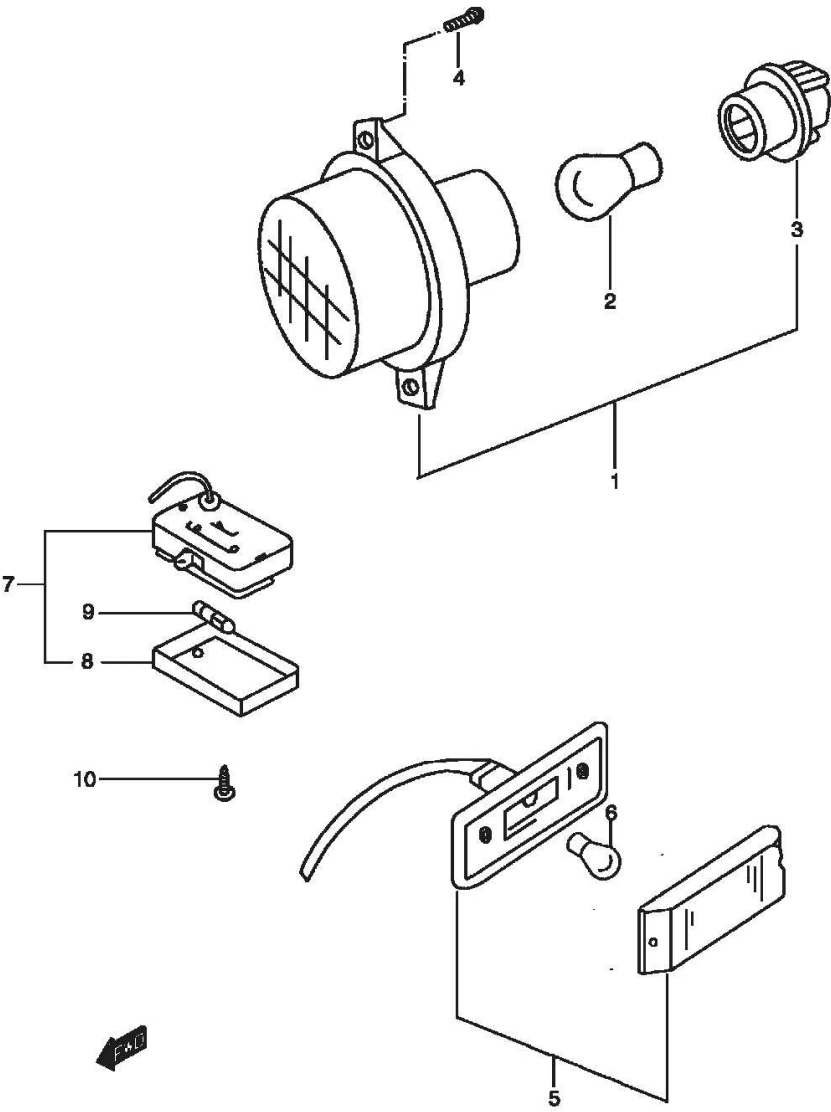


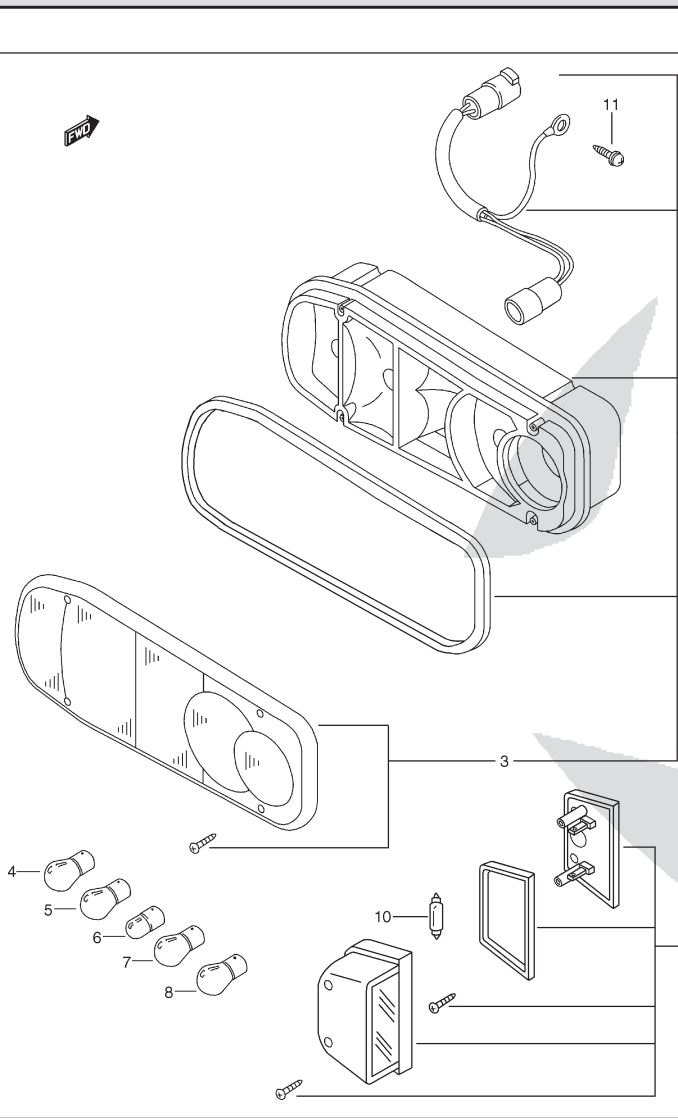
FIG.59 LAMPES AVANT ET D'HABITACLE

POS.NUM.	RÉFÉRENCE	DÉNOMINATION	QTY	OBSERV.
1	PS-610073	CLIGNOTANT AVANT COMPLET	2	
2	09471-12186	AMPOULE	2	12V, 21W
3	A610073-002	DOUILLE	2	
4	02112-0510A	VIS	4	
5	PS-610049	REPETITEUR D'AILE	2	
6	A610049-001	AMPOULE	2	
7	36210-85C00-6GS	PLAFONNIER	2	
8	36212-85C00	LENTILLE	2	
9	09471-12073	AMPOULE	3	12V, 5W
10	03211-0416A	VIS	4	

FIG.60

REAR LAMPS

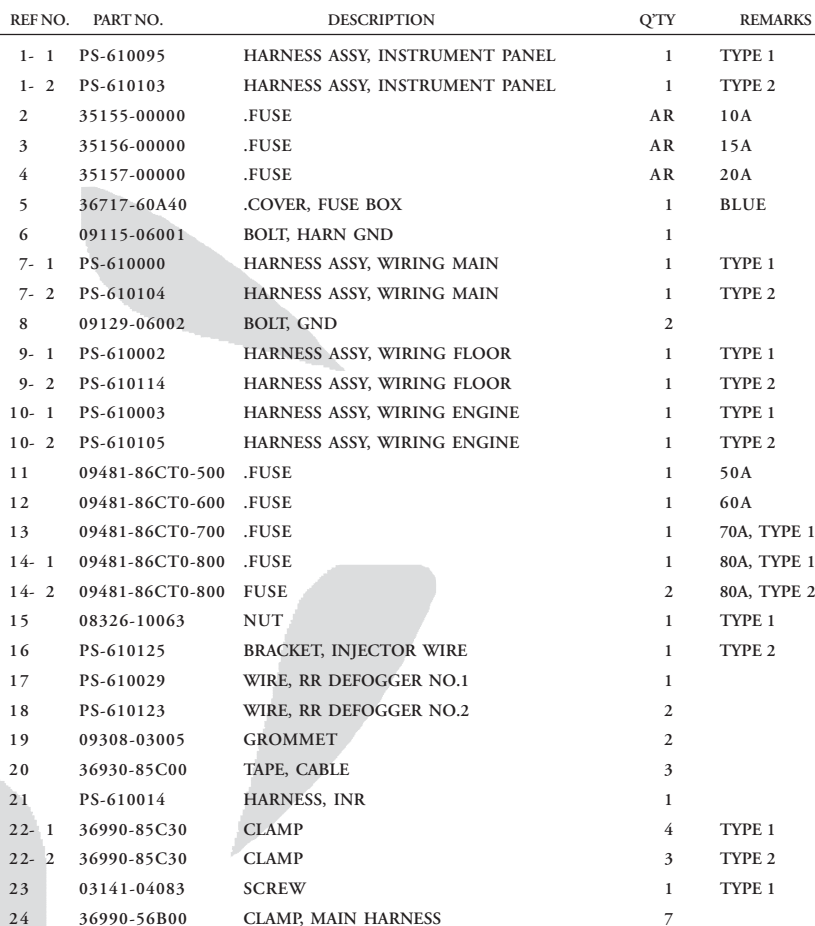
REF NO.	PART NO.	DESCRIPTION	Q'TY	REMARKS
1	791052	RR LAMP ASSY, LH	1	
2	791053	RR LAMP ASSY, RH	1	
3	A610067-002	.TRANPARENCY	2	
4	00000A00101	BULB, FLASHER LIGHT	2	
5	00000A00101	BULB, STOP LIGHT	2	
6	A610067-004	BULB, POSITION LIGHT	2	
7	00000A00101	BULB, REVERSE LIGHT	2	
8	00000A00101	BULB, RR FOG	2	
9	PS-610090	LAMP ASSY, LICENSE	2	
10	A610090-001	BULB	2	
11	09139-05028	BOLT	2	



The diagram illustrates the assembly of rear lamps. It shows two main lamp assemblies (1 and 2) with various internal components like bulbs (4, 5, 6, 7, 8) and a license plate lamp assembly (9). A bolt (11) is shown for securing the license plate lamp. The diagram is labeled with '1-2' indicating the left and right sides of the vehicle.

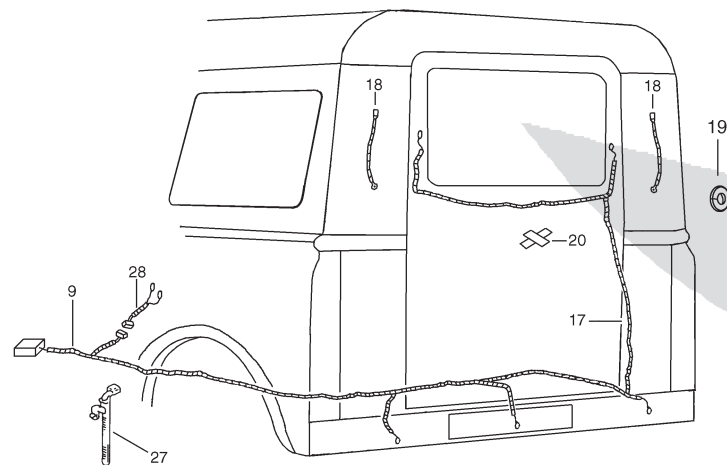
PS-10 (TYPE 1 / TYPE 2)

## WIRING HARNESS



114

## WIRING HARNESS



REF NO.	PART NO.	DESCRIPTION	QTY	REMARKS
25	09407-12404	CLAMP, MAIN HARNESS RH	3	
26	09407-12404	CLAMP, MAIN HARNESS LH	3	
27	36990-56B00	CLAMP, FLOOR HARNESS	1	
28	PS-610119	HARNESS, WIRING REVERSE SW	1	
29	36990-85C10	CLAMP	7	
30	38500-84C02	HORN ASSY, LOW PITCHED	1	
31	08321-01063	SPRING WASHER	1	TYPE 1
32	24759A78130	CLAMP	1	
33	09481-86CT0-050	FUSE	AR	5A, TYPE 2
34	09481-25103	FUSE	AR	25A, TYPE 2
35	01550-08123	SCREW	1	TYPE 2

PS-10 (TYPE 1 / TYPE 2)



FIG.62

## FRONT WINDSHIELD WIPER

REF NO.	PART NO.	DESCRIPTION	Q'TY	REMARKS
1	PS-610019	WINDSCREEN WIPER MOTOR ASSY	1	
2	PS-610020	ROD ASSY, ENGINE	1	
3	01500-06163	BOLT	3	
4	09160-84C00	PLAIN WASHER	3	
5	08321-01063	LOCK WASHER	3	
6	38400-85C21	TANK ASSY	1	
7	38450-86CT1	.TANK	1	
8	38452-86CT0	.PUMP CAP	1	
9	38410-86CT0	.PUMP ASSY	1	
10	PS-901656	HOSE ASSY	1	
11	PS-910739	.HOSE, "Y" TO NOZZLE RH	1	L: 70
12	38496-71311	. "Y" DERIVATION	1	
13	PS-910723	.HOSE, VALVE TO "Y"	1	L: 800
14	PS-910680	.HOSE, "Y" TO NOZZLE LH	1	L: 670
15	38833-79501	.VALVE	1	
16	PS-910679	HOSE, PUMP TO VALVE	1	
17	36930-85C00	CLIP	4	
18	03141-04083	SCREW	2	
19	PS-910546	NOZZLE	2	
20	08310-00083	NUT	2	
21	PS-610101	WASHER	2	
22	PS-610100	RUBBER	2	
23	PS-610098	CUP	2	
24	PS-610099	NUT	2	
25	PS-610102	WASHER	2	
26	PS-610030	ARM & BLADE ASSY, LH	1	
27	A610030-001	.ARM, LH	1	
28	38340-82A00	.BLADE, LH	1	
29	PS-610031	ARM & BLADE ASSY, RH	1	
30	A610031-001	.ARM, RH	1	
31	38340-82A10	.BLADE, RH	1	
32	09408A00118	CLIP	1	

PS-10 (TYPE 1 / TYPE 2)

FIG. 63

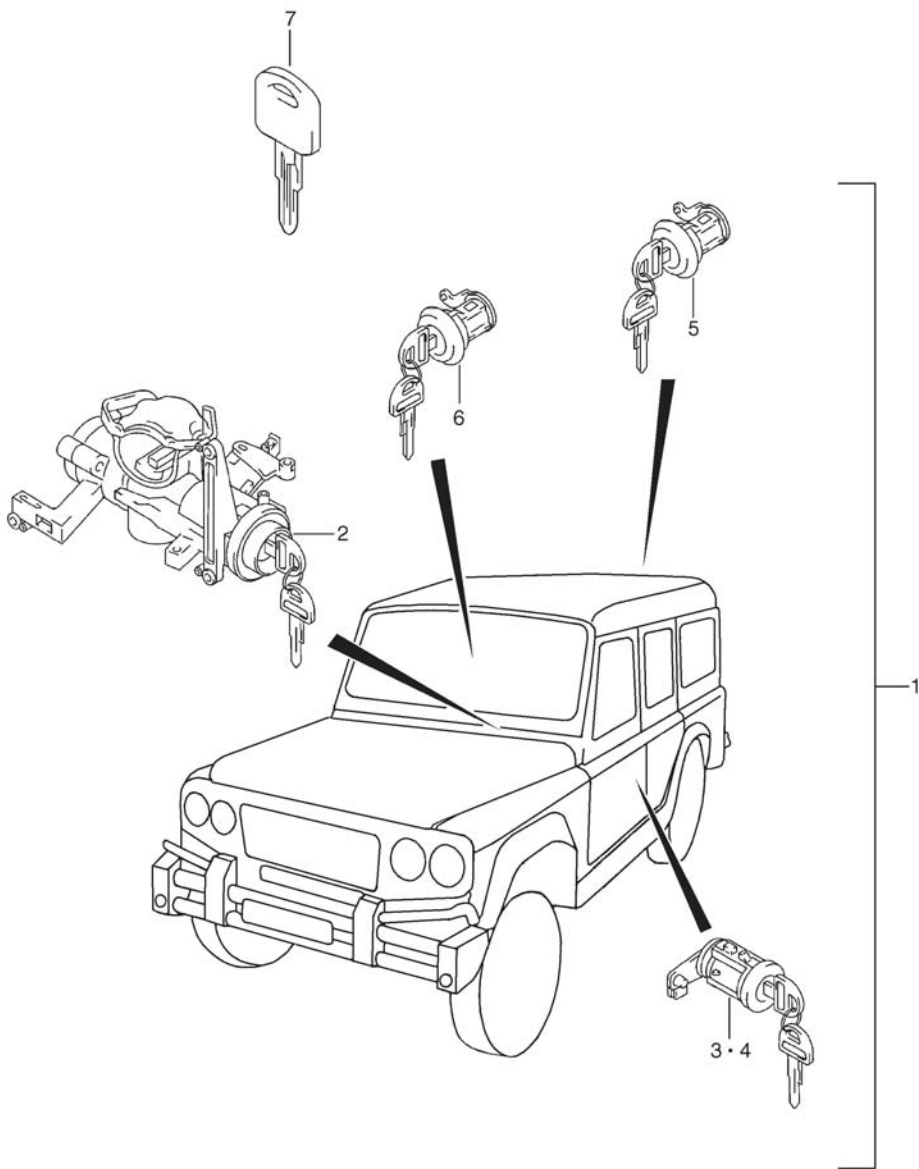
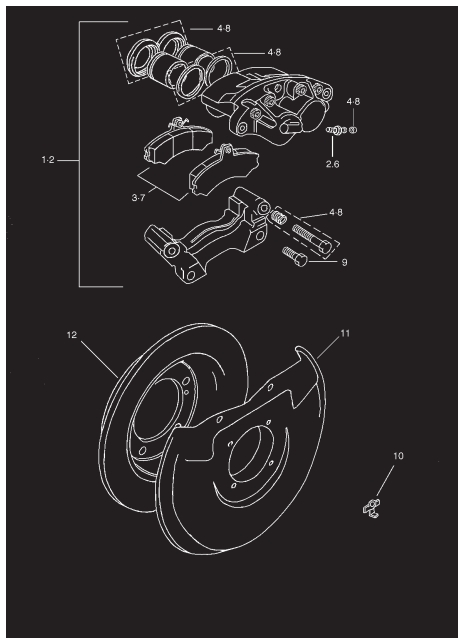


FIG.63 CYLINDRES DE SERRURES

POS.NUM.	RÉFÉRENCE	DÉNOMINATION	QTY	OBSERV.
1	PS-910676	KIT COMPLET DE CYLINDRES	1	
2	PS-610121	CYL. DE NEIMAN	1	
3	PS-911071	CYL. SERRURE DROITE	1	
4	PS-911070	CYL. SERRURE GAUCHE	1	
5	PS-911070	CYL. SERRURE COFFRE	1	
6	PS-710028	CYL. SERRURE BOUCHON GO	1	
7	A910676-005	EBAUCHE DE CLE	1	
8	791109-KIT	KIT DE MODIFICATION DE CYLINDRE PERMETTANT DE REPARER UN CYLINDRE EN CONSERVANT LA CLE D'ORIGINE	1	(Pas illustré)



# SUSPENSION / BRAKE

SUSPENSION / BRAKE

5

PS-10 (TYPE 1 / TYPE 2)

FIG. 64

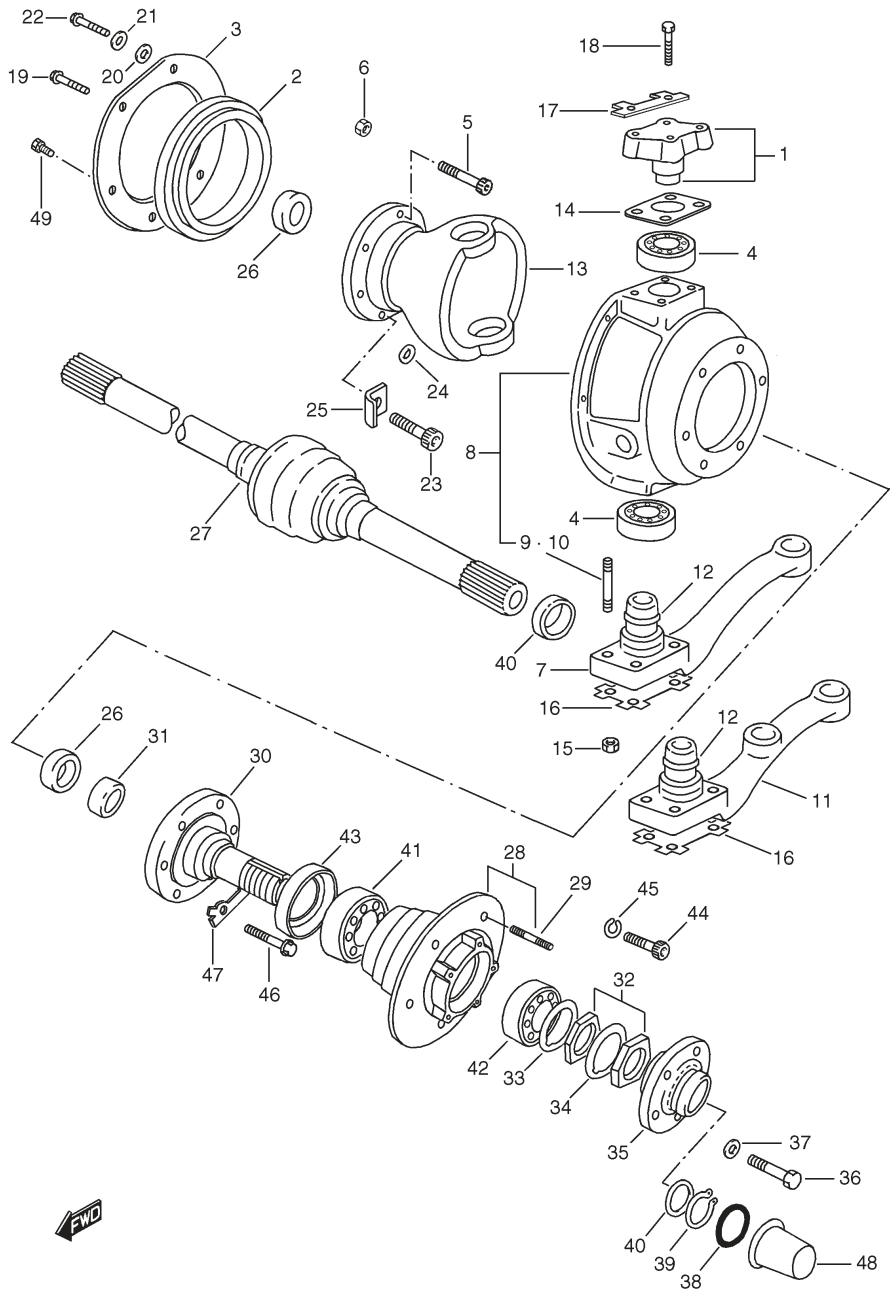


FIG.64 ESSIEU AVANT jusqu'au n° VSFPSW20V00101209

POS.NUM.RÉFÉRENCE		DÉNOMINATION	QTY	OBSERV.
1	PS-301017	AXE DE PIVOT SUPERIEUR	2	
2	502406	JOINT SPI D'ETANCHEITE	2	
3	PS-310140	SUPPORT DE JOINT	2	
4	217268	ROULEMENT DE PIVOT AVANT	4	
5	PS-000194	VIS	12	
6	08310-0010A	ECROU	10	
7	PS-810014	LEVIER DE DIRECTION GAUCHE	1	
8-1	PS-301021	BOL DE CARDAN GAUCHE	1	
8-2	PS-301022	BOL DE CARDAN DROIT	1	
9	PS-000016	GOUJON PRISONNIER COURT	4	
10	PS-000017	GOUJON PRISONNIER LONG	4	
11	PS-801037	LEVIER DE DIRECTION DROIT	1	
12	531433	JOINT TORIQUE	2	
13	PS-310080	BOL DE DIRECTION	2	
14-1	FRC3578	CALE DE REGLAGE	-	T:0,10
14-2	FRC3579	CALE DE REGLAGE	-	T:0,15
14-3	FRC3580	CALE DE REGLAGE	-	T:0,20
14-4	FRC3581	CALE DE REGLAGE	-	T:0,80
15	PS-000026	ECROU	8	
16	PS-310136	PLAQUE ARRET ECROU DE GOUJON INF	2	
17	PS-310137	PLAQUE ARRET ECROU DE GOUJON SUP	4	
18	PS-000069	VIS D'AXE DE PIVOT	8	
19	01500-0612A	VIS	10	
20	09160-06019	RONDELLE PLEINE	12	
21	06321-0106A	RONDELLE RESSORT	12	
22	01500-0612A	VIS	2	
23	PS-000079	VIS	2	
24	230511	RONDELLE	2	
25	PS-810010	ARRETOIR	2	
26	571059	JOINT SPI	4	
27-1	137771	ARBRE DE ROUE AVANT GAUCHE	1	
27-2	137772	ARBRE DE ROUE AVANT DROIT	1	
28	PS-301081	MOYEU AVANT	2	
29	PS-310047	GOUJON PRISONNIER	10	
30	PS-310060	FUSEE	2	
31	PS-310059	BAGUE	2	
32	PS-210600	ECROU DE MOYEU	4	
33	PS-310266	ARRETOIR	2	
34	PS-310288	ARRETOIR	2	
35	PS-310024	ACCOUPLEMENT DE MOYEU	2	
36	09100-10023	VIS	12	
37	08321B3110A	RONDELLE RESSORT	12	
38	553263	JOINT TORIQUE	2	

FIG. 64

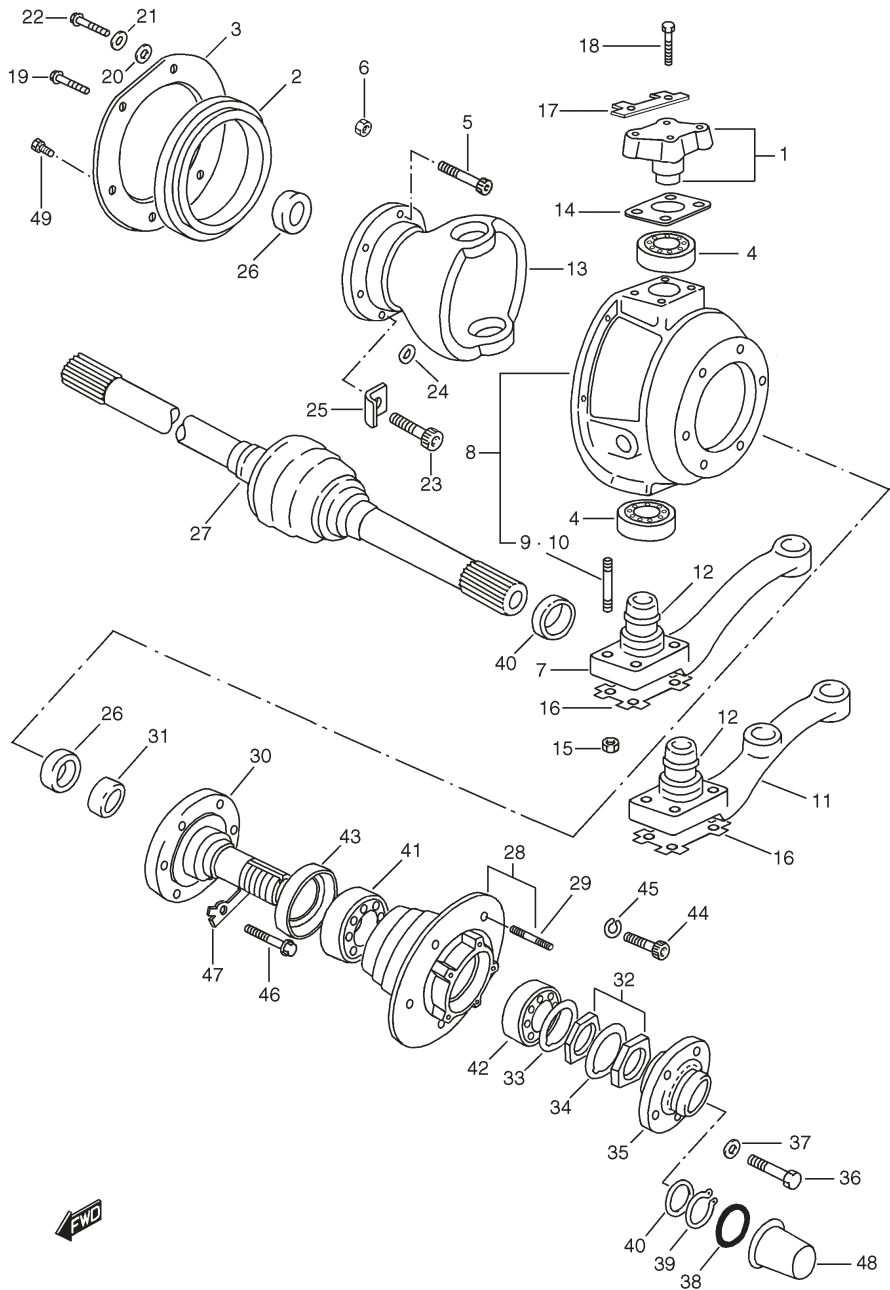


FIG.64 ESSIEU AVANT jusqu'au n° VSFPSW20V00101209

POS.NUM.	RÉFÉRENCE	DÉNOMINATION	QTY	OBSERV.
39	549473	CIRCLIP DE MOYEU	2	
40-1	130720	CALE DE REGLAGE	-	T:0,60
40-2	130721	CALE DE REGLAGE	-	T:0,80
40-3	130560	CALE DE REGLAGE	-	T:1,00
40-4	130561	CALE DE REGLAGE	-	T:1,20
40-5	130562	CALE DE REGLAGE	-	T:1,40
40-6	130563	CALE DE REGLAGE	-	T:1,60
40-7	130564	CALE DE REGLAGE	-	T:1,80
41	217269K1	ROULEMENT DE MOYEU INT	2	
42	217270	ROULEMENT DE MOYEUR EXT	2	
43	239422E2	JOINT SPI DE MOYEU	2	
44	184279	VIS	12	
45	08321B3110A	RONDELLE RESSORT	12	
46	PS-000304	VIS	12	
47	PS-310027	PLAQUE	6	
48	219098	CABOCHON DE MOYEU DE ROUE	2	
49	45626-81A00	VIS	2	

FIG. 64-1

FIG.64-1 ESSIEU AVANT à partir du n° VSFPSW20V00101210

POS.	NUM.	RÉFÉRENCE	DÉNOMINATION	QTY	OBSERV.
1		PS-301017	AXE DE PIVOT SUPERIEUR	2	
2		502406	JOINT SPI D'ETANCHEITE	2	
3		PS-310140	SUPPORT DE JOINT	2	
4		217268	ROULEMENT DE PIVOT AVANT	4	
5		PS-000194	VIS	12	
6		08310-0010A	ECROU	10	
7		PS-810014	LEVIER DE DIRECTION GAUCHE	1	
8-1		PS-301021	BOL DE CARDAN GAUCHE	1	
8-2		PS-301022	BOL DE CARDAN DROIT	1	
9		PS-000016	GOIJON PRISONNIER COURT	4	
10		PS-000017	GOIJON PRISONNIER LONG	4	
11		PS-801037	LEVIER DE DIRECTION DROIT	1	
12		531433	JOINT TORIQUE	2	
13		PS-310080	BOL DE DIRECTION	2	
14-1		FRC3578	CALE DE REGLAGE	-	T:0,10
14-2		FRC3579	CALE DE REGLAGE	-	T:0,15
14-3		FRC3580	CALE DE REGLAGE	-	T:0,20
14-4		FRC3581	CALE DE REGLAGE	-	T:0,80
15		PS-000026	ECROU	8	
16		PS-310136	PLAQUE ARRET ECROU DE GOIJON INF	2	
17		PS-310137	PLAQUE ARRET ECROU DE GOIJON SUP	4	
18		PS-000069	VIS D'AXE DE PIVOT	8	
19		01500-0612A	VIS	10	
20		09160-06019	RONDELLE PLEINE	12	
21		06321-0106A	RONDELLE RESSORT	12	
22		01500-0612A	VIS	2	
23		PS-000079	VIS	2	
24		45626-81A00	VIS	2	
25		PS-810010	ARRETOIR	2	
26		571059	JOINT SPI	4	
27-1		137771	ARBRE DE ROUE AVANT GAUCHE	1	
27-2		137772	ARBRE DE ROUE AVANT DROIT	1	
28		PS-301081	MOYEU AVANT	2	
29		PS-310047	GOIJON PRISONNIER	10	
30		PS-310060	FUSEE	2	
31		PS-310059	BAGUE	2	
32		PS-210600	ECROU DE MOYEU	4	
33		PS-310266	ARRETOIR	2	
34		PS-310288	ARRETOIR	2	
35		PS-310024	ACCOUPLEMENT DE MOYEU	2	
36		09100-10023	VIS	12	
37		08321B3110A	RONDELLE RESSORT	12	
38		553263	JOINT TORIQUE	2	

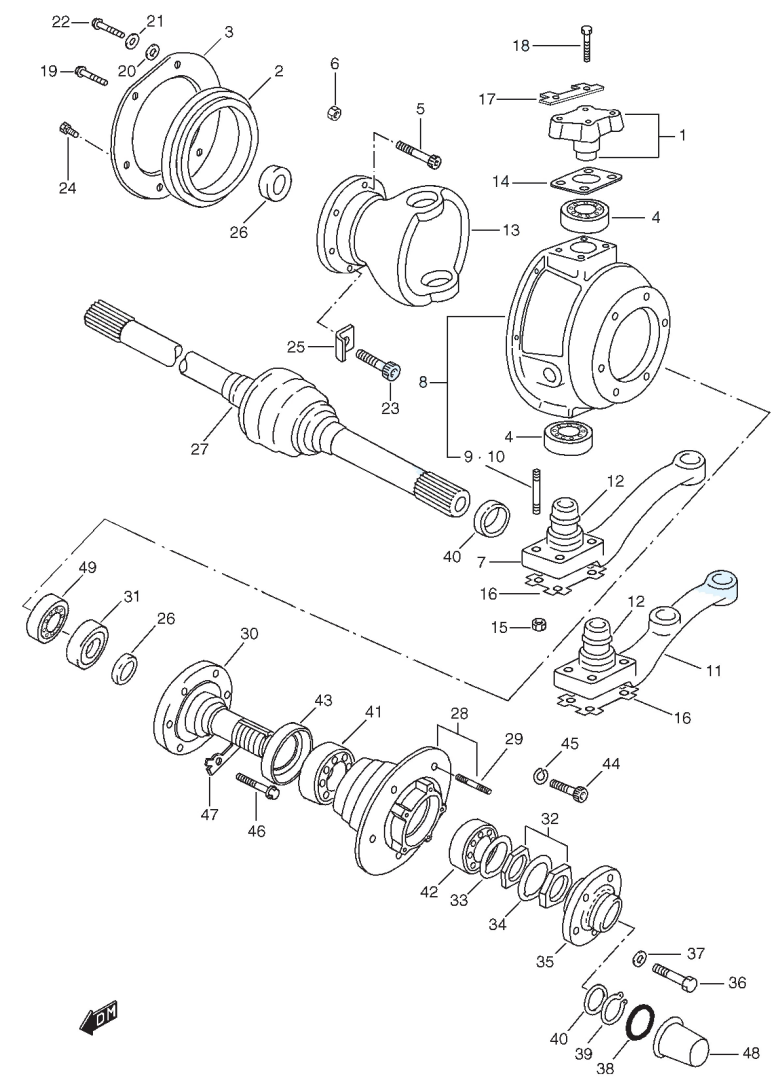


FIG. 64-1

FIG.64-1 ESSIEU AVANT à partir du n° VSFPSW20V00101210

POS.	NUM.	RÉFÉRENCE	DÉNOMINATION	QTY	OBSERV.
39	549473		CIRCLIP DE MOYEU	2	
40-1	130720		CALE DE REGLAGE	-	T:0,60
40-2	130721		CALE DE REGLAGE	-	T:0,80
40-3	130560		CALE DE REGLAGE	-	T:1,00
40-4	130561		CALE DE REGLAGE	-	T:1,20
40-5	130562		CALE DE REGLAGE	-	T:1,40
40-6	130563		CALE DE REGLAGE	-	T:1,60
40-7	130564		CALE DE REGLAGE	-	T:1,80
41	217269K1		ROULEMENT DE MOYEU INT	2	
42	217270		ROULEMENT DE MOYEUR EXT	2	
43	239422E2		JOINT SPI DE MOYEU	2	
44	184279		VIS	12	
45	08321B3110A		RONDELLE RESSORT	12	
46	PS-000304		VIS	12	
47	PS-310027		PLAQUE	6	
48	219098		CABOCHON DE MOYEU DE ROUE	2	
49	PS-310075		ROULEMENT	2	

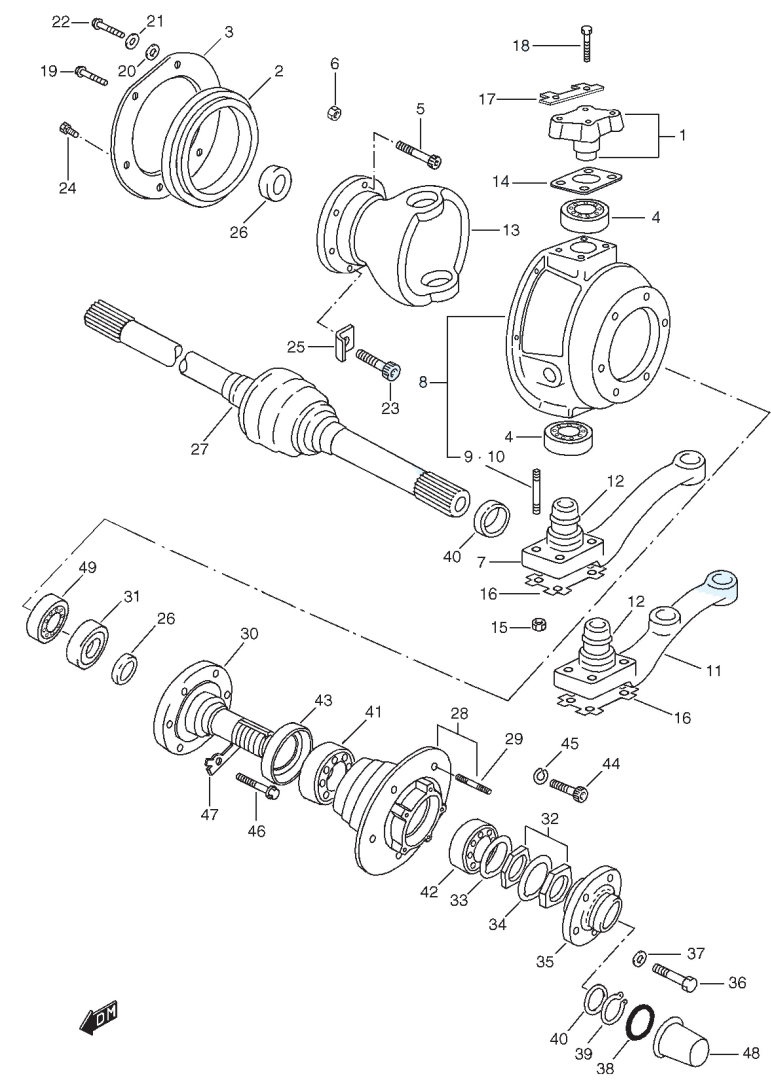
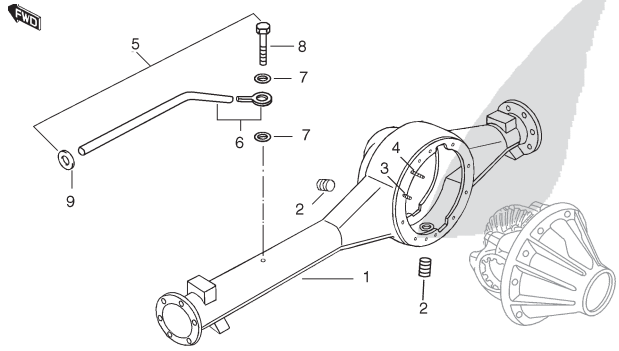


FIG.65

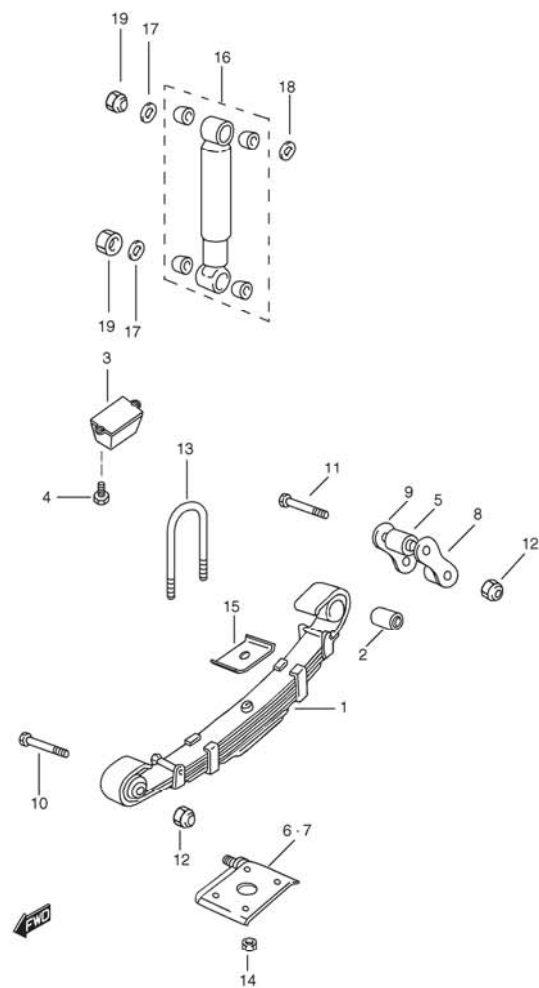
## FRONT AXLE HOUSING

REF NO.	PART NO.	DESCRIPTION	Q'TY	REMARKS
1	PS-301007	HOUSING ASSY, FR AXLE	1	
2	FRC3412	.PLUG, OIL DRAIN & FILLER	2	
3	PS-000024	.STUD BOLT	4	
4	PS-000025	.STUD BOLT	6	
5	595396F1	HOSE BREATHER ASSY	1	
6	130733	.UNION & HOSE ASSY	1	
7	189501	.WASHER	2	
8	595478	.BOLT	1	
9	06860	.GROMMET	1	



PS-10 (TYPE 1 / TYPE 2)



**FIG.66**
**FRONT SUSPENSION**


REF NO.	PART NO.	DESCRIPTION	Q'TY	REMARKS
1	PS-501068	SPRING ASSY, FR	2	
2	PS-510000	BUSH	2	
3	PS-401016	BUMPER, SPRING	2	
4	01550-08123	BOLT	4	
5	577434	BUSH	2	
6	PS-501018	SEAT ASSY, SPRING LH	1	
7	PS-501019	SEAT ASSY, SPRING RH	1	
8	PS-501012	PLATE ASSY, SHACKLE INR	2	
9	PS-501013	PLATE ASSY, SHACKLE OUTER	2	
10	PS-000002	BOLT, BUSH	2	
11	PS-000003	BOLT, BUSH	4	
12	PS-010006	NUT, BUSH	6	
13	PS-510018	U BOLT FR	4	
14	PS-000009	NUT, U BOLT	8	
15	NRC3472	PLATE	2	
16	PS-501006	ABSORBER ASSY, FR SHOCK	2	
17	PS-410077	WASHER	4	
18	PS-410078	WASHER	2	
19	PS-010006	NUT	4	

PS-10 (TYPE 1 / TYPE 2)

SUSPENSION / BRAKE

**5**

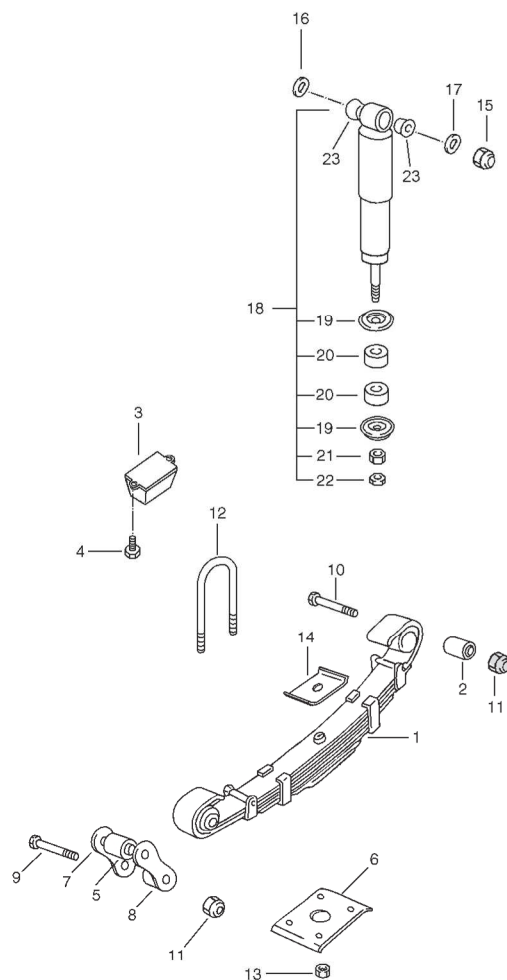
FIG.67

## REAR AXLE

REF NO.	PART NO.	DESCRIPTION	Q'TY	REMARKS
1	PS-301016	HUB ASSY, RR WHEEL	2	
2	PS-310047	STUD BOLT	10	
3	PS-310014	SPINDLE, WHEEL	2	
4	217355K1	NUT	4	
5	217352	WASHER	2	
6	217353	WASHER	2	
7	PS-310024	FLANGE, AXLE SHAFT DRIVE	2	
8	553263	O RING	2	
9	09100-10023	BOLT	12	
10	08321A31103	SPRING WASHER	12	
11	549473	CIRCLIP	2	
12	217269K1	BEARING	2	
13	217270	BEARING	2	
14	239422E2	SEAL, OIL	2	
15	184279	BOLT	12	
16	08321A31103	LOCK WASHER	12	
17	PS-301008	HOUSING ASSY, RR AXLE	1	
18	PS-000028	.STUD BOLT	6	
19	PS-000027	.STUD BOLT	4	
20	FRC3412	.CAP, OIL FILLER	1	
21	FRC3412	.PLUG, OIL DRAIN	1	
22	595473F1	HOSE ASSY, BREATHER	1	
23	130733	.UNION HOSE ASSY	1	
24	189501	.WASHER	2	
25	595478	BOLT	1	
26	21935-85C00	CLAMP	2	
27	272512	GROMMET	1	
28	312856	GROMMET	1	
29	PS-000029	BOLT	12	
30	712368	NUT	12	
31	130566	KING PIN, RH	1	
32	130567	KING PIN, LH	1	
33	219098	CAP	2	

PS-10 (TYPE 1 / TYPE 2)

## REAR SUSPENSION



REF NO.	PART NO.	DESCRIPTION	Q'TY	REMARKS
1	PS-501069	SPRING ASSY, RR	2	
2	PS-510000	BUSH, SPRING	2	
3	PS-401016	STOPPER	2	
4	01550-08123	BOLT	4	
5	PS-510000	BUSH, SPRING	4	
6	PS-510021	SEAT, SPRING RR	2	
7	PS-510015	PLATE, SHACKLE OUTER	2	
8	PS-510016	PLATE, SHACKLE INR	2	
9	PS-000001	BOLT, BUSH	4	
10	PS-000002	BOLT, BUSH	4	
11	PS-010006	NUT, BUSH	6	
12	PS-510019	U BOLT, RR	4	
13	PS-010006	NUT, U BOLT	8	
14	PS-510017	SEAT, SPRING	2	
15	PS-010006	NUT, ABSORBER	2	
16	PS-410077	WASHER, OUTER	2	
17	PS-410078	INR WASHER	2	
18	PS-501032	ABSORBER ASSY, RR SHOCK	2	
19	A501007-000	.WASHER	4	
20	A501007-001	.RUBBER	4	
21	A501007-002	.NUT	2	
22	A501007-003	.NUT	2	
23	A501007-004	.RUBBER	2	

PS-10 (TYPE 1 / TYPE 2)

FIG. 69

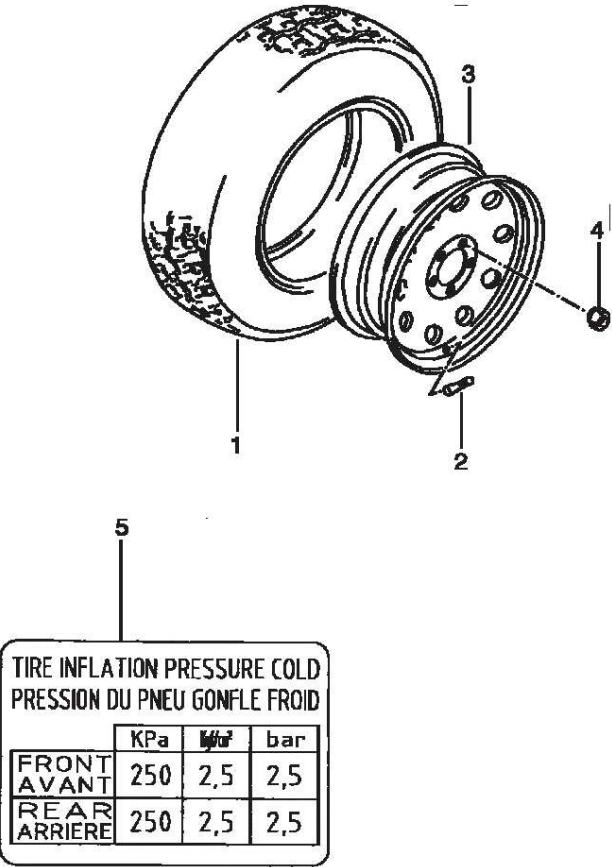


FIG.69 ROUES

POS.NUM.RÉFÉRENCE		DÉNOMINATION	QTY	OBSERV.
1	PS-310037	PNEU 235/85R16 120/116 Q	5	Pas com.
2	PS-310026	VALVE	5	
3	PS-310015	JANTE 16X6 1/2JJX-H2	5	
4	577473	ECROU DE ROUE	20	
5-1	PS-310064	ETIQUETTE PRESSIONS PNEUX Sauf E53	1	Pas com.
5-2	PS-310079	ETIQUETTE PRESSIONS PNEUX E53	1	Pas com.

FIG.70

# STEERING WHEEL

REF NO.	PART NO.	DESCRIPTION	Q'TY	REMARKS
1	PS-801002	WHEEL, STEERING	1	
2	PS-801004	EMBLEM, STEERING WHEEL	1	

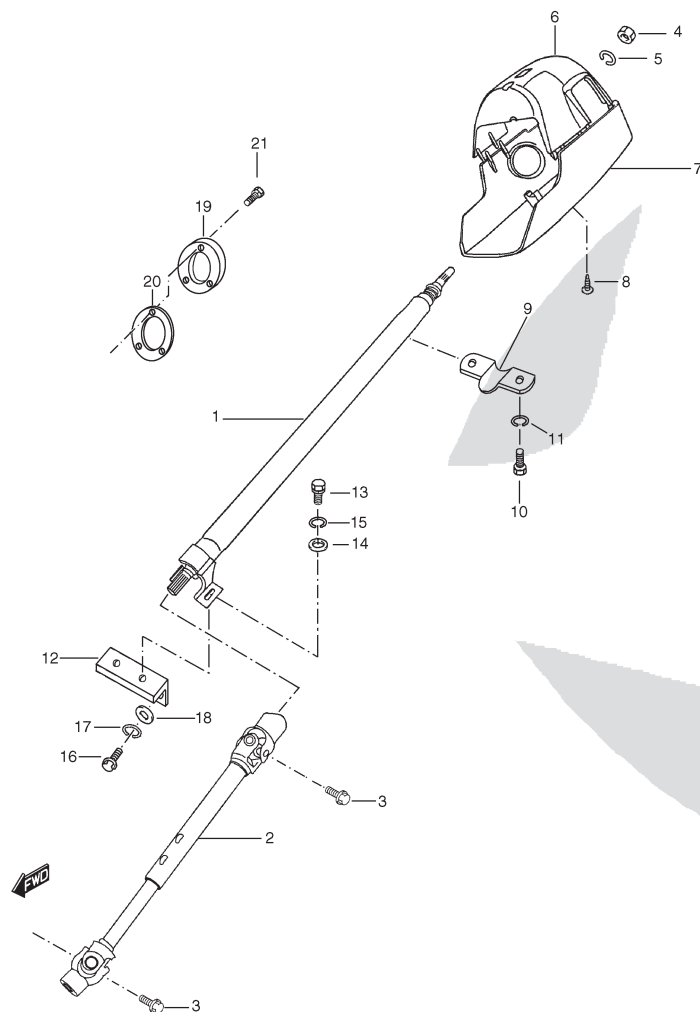
PS-10 (TYPE 1 / TYPE 2)

SUSPENSION / BRAKE

5

FIG.71

## STEERING COLUMN



REF NO.	PART NO.	DESCRIPTION	Q'TY	REMARKS
1	PS-801000	COLUMN ASSY, STEERING	1	
2	PS-801001	COLUMN ASSY, STEERING LOWER	1	
3	48239-85C00	BOLT, COLUMN	2	
4	08310-00123	NUT	1	
5	08321A31123	SPRING WASHER	1	
6	PS-910674	COVER, COLUMN HOLE UPPER	1	
7	PS-910675	COVER, COLUMN HOLE LOWER	1	
8	03112-04203	BOLT	3	
9	PS-810008	BRACKET, COLUMN UPPER	1	
10	01500-08253	BOLT, BRACKET	2	
11	08321A31083	SPRING WASHER	2	
12	PS-801031	BRACKET ASSY, COLUMN LOWER	1	
13	01500-08253	BOLT, BRACKET	2	
14	09160-08065	PLAIN WASHER	2	
15	08321A31083	SPRING WASHER	2	
16	01500-08203	BOLT	4	
17	08321A31083	SPRING WASHER	4	
18	08322-01083	PLAIN WASHER	4	
19	PS-810000	PLATE, COLUMN	1	
20	PS-810001	RING, SEAL	1	
21	01500-06163	BOLT	3	

PS-10 (TYPE 1 / TYPE 2)

FIG. 72

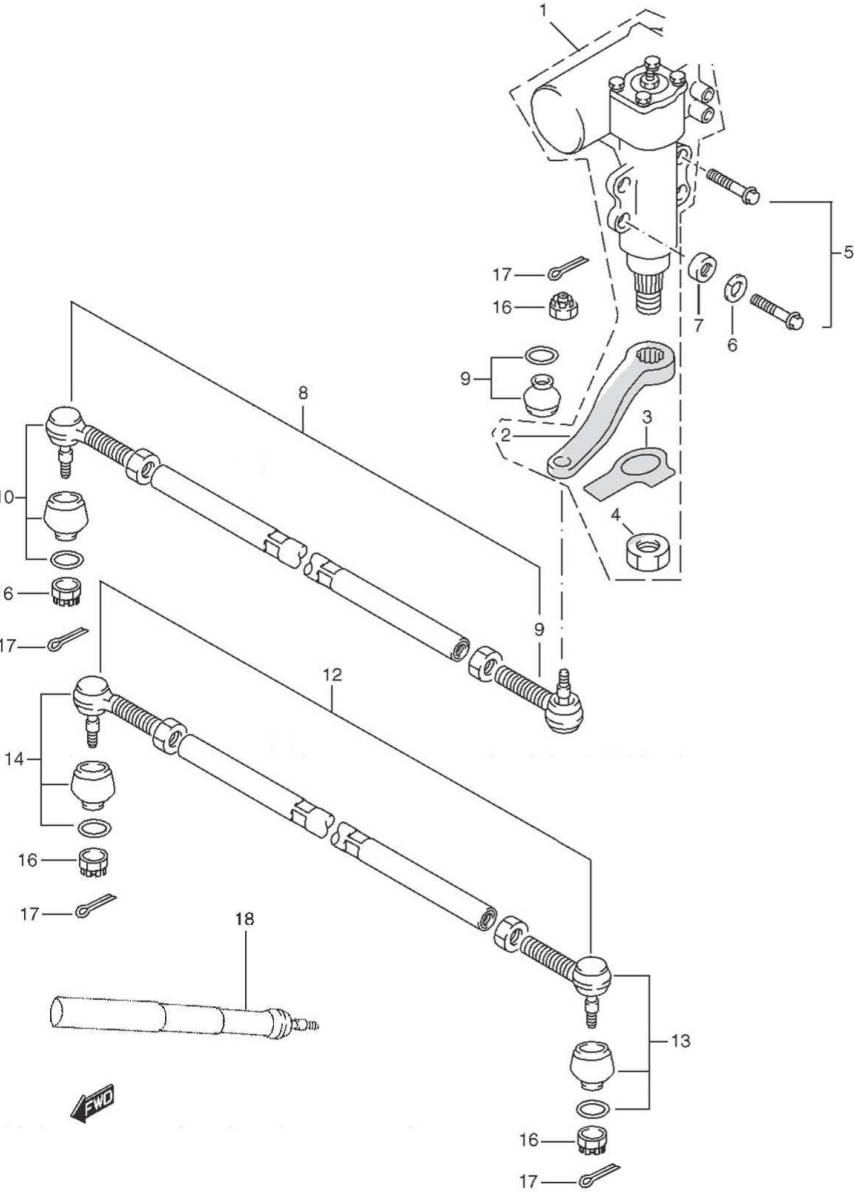


FIG.72 BARRES ET BOÎTIER DE DIRECTION

POS.NUM.	RÉFÉRENCE	DÉNOMINATION	QTY	OBSERV.
1	PS-801069-REC	BOÎTIER DE DIRECTION	1	
2	PS-810019	BRAS DE DIRECTION	1	
3	A801003-001	RONDELLE DE BLOQUAGE	1	
4	A801003-002	ECROU	1	
5	01500-12553	VIS	4	
6	08321A3112A	RONDELLE DE BLOQUAGE	4	
7	02073-00000	RONDELLE PLATE	4	
8	PS-801049	BARRE BOÎTIER/ROUE (AVEC ROTULES)	1	
9	PG-810006	ROTULE PAS A GAUCHE	1	
10	PG-810005	ROTULE PAS A DROITE	1	
12	PS-801035	BARRE ROUE/ROUE (AVEC ROTULES)	1	
13	PG-810006	ROTULE PAS A GAUCHE	1	
14	PG-810005	ROTULE PAS A DROITE	1	
16	PS-010011	ECROU	4	
17	04111-3020A	GOUPILLE	4	
18	PG-810020	AMORTISSEUR DE DIRECTION	1	

FIG.73

## STEERING PUMP

		REF NO.	PART NO.	DESCRIPTION	Q'TY	REMARKS
		1	A422001-000	OIL PUMP, STEERING	1	
		2	A422001-001	NOTCHED PLATE	1	
		3	A422001-002	CIRCLIP	1	D:15.7
		4	A422001-003	O RING	1	D:48.9
		5	A422001-004	SPRING WASHER	2	D:10X20
		6	A100009-024	NUT	2	M10
		7	PS-801015	TANK, POWER STEERING OIL	1	
		8	A801015-003	PLUG	1	
		9	A801015-004	GASKET, PLUG	1	
		10	A801015-001	RETAINER, FILTER	1	
		11	A801015-000	FILTER	1	
		12	09251-84CA0	PLUG	1	
		13	PS-801010	CLAMP ASSY, TANK	1	
		14	PS-801007	BRACKET, OIL TANK	1	
		15	02112-06203	BOLT, CLAMP	1	
		16	01550-08203	BOLT, BRACKET	3	
		17	PS-801025	HOSE ASSY, PRESSURE	1	
		18	49251-85C00	BOLT, HOSE UNION TO PUMP	1	
		19	09168-14009	GASKET WASHER	2	
		20	49252-86CA0	BOLT, HOSE UNION TO BOX	1	
		21	09168-16002	GASKET WASHER	4	
		22	PS-801021	HOSE ASSY, RETURN	1	
		23	49252-86CA0	BOLT, HOSE UNION TO BOX	1	
		24	08002-86CA0	CLAMP, HOSE TO TANK	1	
		25	PS-801016	ELBOW, SUCTION HOSE	1	
		26	PS-801018	BOLT, ELBOW TO PUMP	1	
		27	PS-810004	GASKET WASHER	2	
		28	PS-801017	PIPE, INTAKE	1	
		29	08013-86CA0	CLAMP, HOSE	2	
		30	08013-86CA0	CLAMP	1	

PS-10 (TYPE 1 / TYPE 2)



FIG. 74

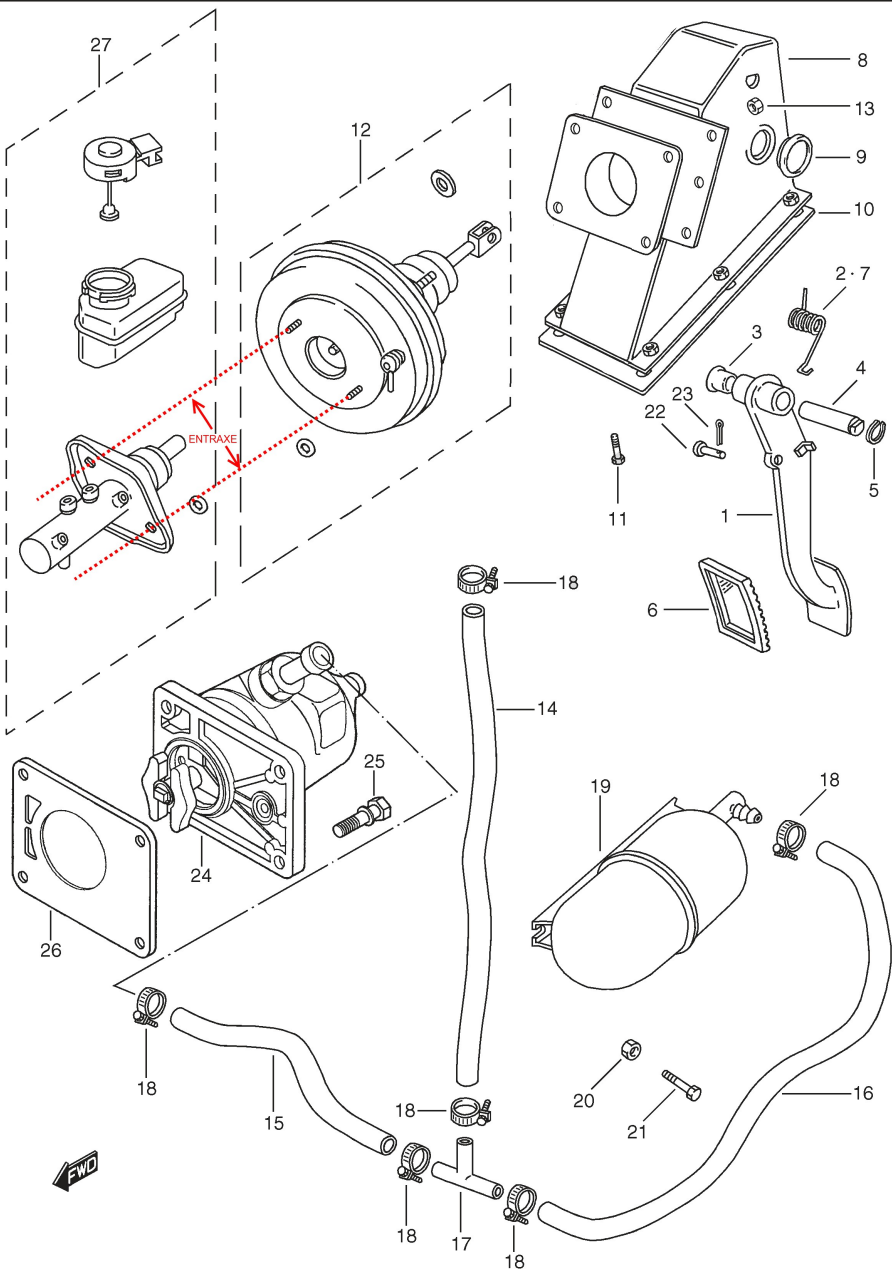
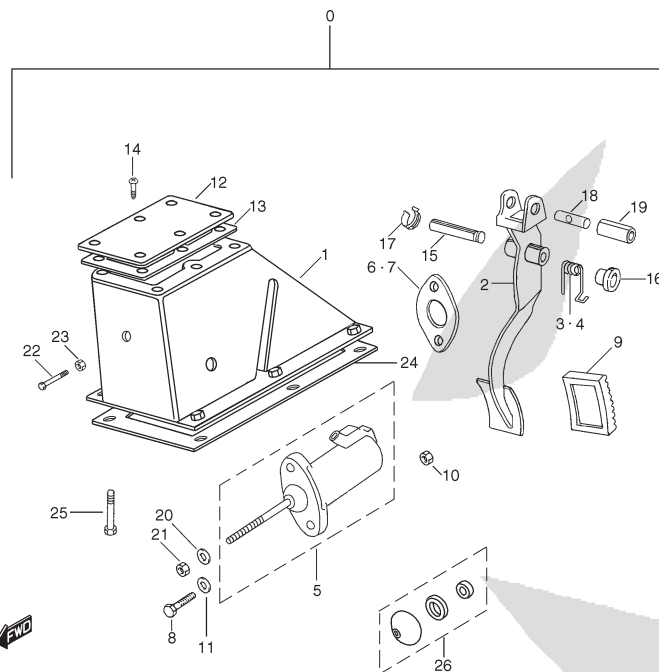


FIG.74 MAÎTRE CYLINDRE DE FREIN

POS.NUM.	RÉFÉRENCE	DÉNOMINATION	QTY	OBSERV.
1-1	PS-805003	PEDALE DE FREIN	1	TYPE 1
1-2	PS-801033	PEDALE DE FREIN	1	TYPE 2
2	171280	RESSORT GAUCHE DE RETOUR DE PEDALE	1	
3	171279	BOUCHON	2	
4	174221	AXE	1	
5	08331-31149	ANNEAU ELASTIQUE	1	
6	171288	CAOUTCHOUC	1	
7	171281	RESSORT DROIT DE RETOUR DE PEDALE	1	
8	PS-805036	SUPPORT DE PEDALE DE FREIN	1	
9	338027	BOUCHON	1	Plus fabriqué
10	PS-850054	JOINT	1	
11	01550-0816A	VIS	6	
12-1	A805000-000	HYDROVAC ENTRAXE 80	1	
12-2	A805000-003	HYDROVAC ENTRAXE 100	1	Plus fabriqué
13	08310-0008A	ECROU	4	
14	PS-850067	DURITE MAITRE CYLINDRE	1	
15	PS-850067	DURITE RESERVOIR-POMPE N°1	1	
16	PS-850067	DURITE RESERVOIR-POMPE N°2	1	
17	A850067-000	LIAISON	1	
18	08002-86CA0	COLLIER	6	
19	PS-850021	RESERVOIR	1	
20	09148A05005	ECROU	2	
21	03541-0616A	VIS	2	
22	PS-850071	GOUPILLE	1	
23	08332A11068	GOUPILLE DE VEROUILLAGE	1	
24	A426001-000	POMPE A VIDE	1	
25	A426001-001	VIS	4	
26	A426001-002	JOINT	1	
27-1	A805000-001	MAITRE CYLINDRE DE FREIN ENTRAXE 80	1	
27-2	A850000-002	MAITRE CYLINDRE DE FREIN ENTRAXE 100	1	Plus fabriqué.

FIG.75

## CLUTCH PEDAL



REF NO.	PART NO.	DESCRIPTION	Q'TY	REMARKS
0- 1	174219	BRACKET & PEDAL ASSY	1	TYPE 1
0- 2	PS-101018	BRACKET & PEDAL ASSY	1	TYPE 2
1	174218	BRACKET ASSY, PEDAL	1	
2- 1	171251	PEDAL ASSY, CLUTCH	1	TYPE 1
2- 2	PS-101017	PEDAL ASSY, CLUTCH	1	TYPE 2
3	PS-110059	SPRING	1	
4	PS-110058	SPRING	1	
5	569126	CYLINDER ASSY	1	
6	201799	GASKET	1	
7	201800	GASKET	1	
8	09103-08247	BOLT	2	
9	171288	RUBBER	1	
10	PS-000033	NUT	2	
11	08322-01083	PLAIN WASHER	2	
12	272713	COVER, REGISTER UPPER	1	
13	174206	GASKET	1	
14	78227	BOLT	6	
15	174215	SHAFT, CLUTCH PEDAL	1	
16	171279	BUSH	2	
17	171282	CIRCLIP	1	
18	174243	SHAFT	1	
19	269783	SPACER	1	
20	4148	PLAIN WASHER	2	
21	181185	NUT	2	
22	01104-06256	BOLT	1	
23	08316-20063	NUT	1	
24	PS-110070	GASKET, PEDAL BRACKET	1	
25	01550-08253	BOLT	6	
26	868837	REPAIR SET	1	

PS-10 (TYPE 1 / TYPE 2)

FIG.76

## BRAKE PIPING

REF NO.	PART NO.	DESCRIPTION	Q'TY	REMARKS
1	PS-850033	PIPE, 3 WAY VALVE TO RR RH BRAKE	1	
2	PS-850034	PIPE, 3 WAY VALVE TO RR LH BRAKE	1	
3	PS-850035	PIPE, LSP VALVE TO RR SIDE	1	
4	PS-850036	PIPE, 5 WAY VALVE TO LSP VALVE RR	1	
5	PS-850037	PIPE, 5 WAY VALVE TO LSP VALVE FR	1	
6	PS-850038	PIPE, SECONDARY CYLINDER TO 5 WAY VALVE	1	
7	PS-850039	PIPE, MAIN CYLINDER TO 5 WAY VALVE LH	1	
8	PS-850040	PIPE, MAIN CYLINDER TO 2 WAY VALVE RH	1	
9	PS-850041	PIPE, 2 WAY VALVE TO FR BRAKE RH	1	
10	PS-850042	PIPE, 5 WAY VALVE TO FR BRAKE LH	1	
11	51781-85C00	CLAMP	2	
12	51791-85C00	BOLT	2	
13	175202	HOSE ASSY, FR BRAKE FLEXIBLE RH	1	
14	175202	HOSE ASSY, FR BRAKE FLEXIBLE LH	1	
15	51580B80130	HOSE ASSY, RR BRAKE FLEXIBLE	1	
16	08310T24103	NUT	2	
17	09163T10001	WASHER	2	
18	09163T10001	WASHER	1	
19	08310T24103	NUT	1	
20	PS-850081	BUSH	1	
21	176264	E RING	1	
22	177203	E RING	1	
23	51591-85C00	GASKET, FLEXIBLE HOSE	2	
24	51540-84C00	HOSE ASSY, RR BRAKE FLEXIBLE	2	
25	51592-85C00	BOLT	2	
26	51591-85C00	GASKET, FLEXIBLE HOSE	4	
27	08310T24103	NUT	2	
28	09163T10001	WASHER	2	
29	PS-850062	5 WAY JOINT, BRAKE	1	
30	01550-06403	BOLT	1	

FIG.76

## BRAKE PIPING

	REF NO.	PART NO.	DESCRIPTION	Q'TY	REMARKS
	31	PS-850063	3 WAY JOINT, BRAKE	2	
	32	01107-06206	BOLT	2	
	33	08321-31063	LOCK WASHER	1	
	34	08316-20063	NUT	1	
	35	PS-850068	VALVE ASSY, LSP	1	
	36	01500-08203	BOLT	2	
	37	PS-850019	BRACKET, LSP SPRING	1	
	38	01550-08203	BOLT	2	
	39	08310-00083	NUT	1	
	40	PS-805014	CROSSMEMBER ASSY, LSP	1	
	41	01107-08163	BOLT	4	
	42	08321B31083	LOCK WASHER	4	
	43	08322-01083	PLAIN WASHER	4	
	44	PS-850069	2 WAY JOINT, BRAKE	1	
	45	51752-70B00	CLAMP, BRAKE PIPE	8	
	46	01550-06203	BOLT, 2 WAY JOINT	1	
	47	08321A31083	SPRING WASHER	2	

PS-10 (TYPE 1 / TYPE 2)

FIG. 77

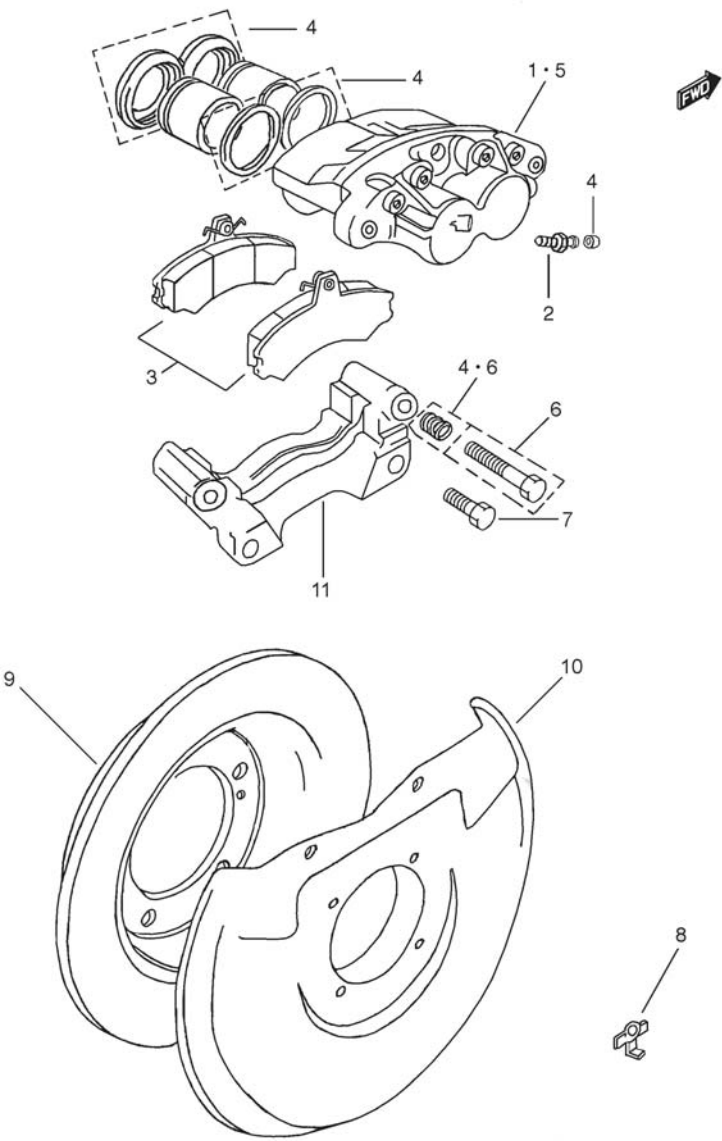
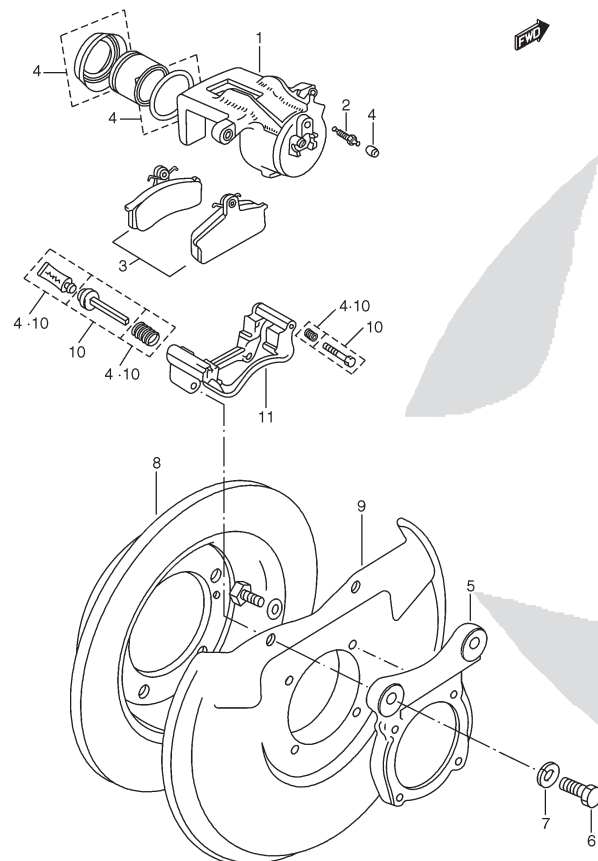


FIG.77 FREINS AVANT

POS.NUM.	RÉFÉRENCE	DÉNOMINATION	QTY	OBSERV.
1	A850092-000	ENSEMBLE FREINS DROIT	1	
2	00000A01227	VIS DE PURGE	2	
3	A850092-003	JEU DE PLAQUETTES (KIT)	1	
4	A850092-004	KIT DE REPARATION	1	
5	A850093-000	ENSEMBLE FREINS GAUCHE	1	
6	A850094-002	KIT DE REPARATION	1	
7	PS-000246	VIS	4	
8	PS-850219	VERROU	4	
9	PS-850237	DISQUE DE FREIN AVANT	2	
10	PS-850031	COUVERCLE	2	
11	A850093-001	ETRIERS	2	

FIG.78

## REAR WHEEL BRAKE



REF NO.	PART NO.	DESCRIPTION	Q'TY	REMARKS
1	A850052-000	BRAKE ASSY	2	
2	00000A01227	BLEED SCREW	2	
3	00000A01225	FRICTION PAD SET (KIT)	1	
4	A850052-001	REPAIR KIT	AR	
5	PS-850007	BRACKET, BRAKE	2	
6	PS-000051	BOLT	4	
7	08321A31123	LOCK WASHER	4	
8	PS-850004	DISC, BRAKE	2	
9	PS-850032	COVER, DISC	2	
10	A850052-002	REPAIR KIT, GUIDE	1	
11	A850052-003	BRACKET ASSY	2	

PS-10 (TYPE 1 / TYPE 2)

FIG. 79

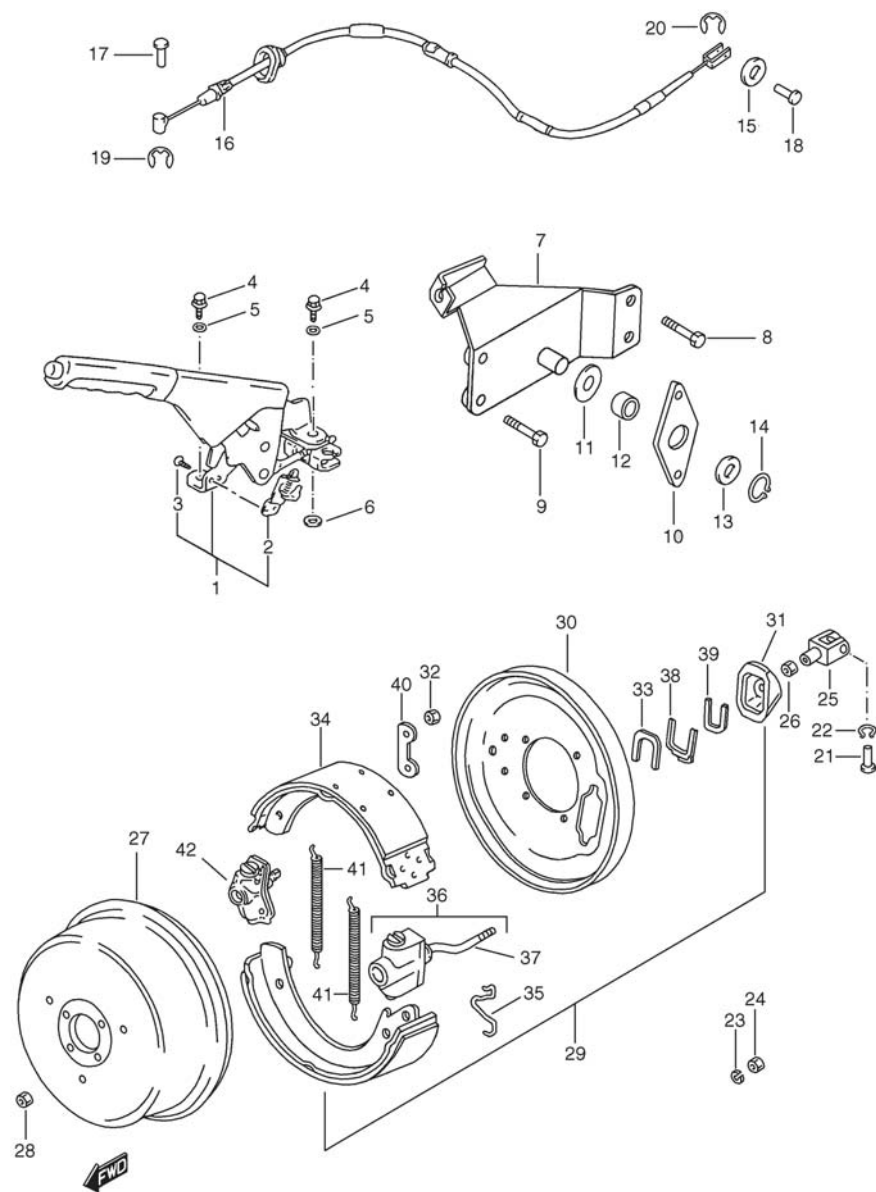


FIG.79 FREIN A MAIN (Boîte LT-85 levier en Z)\*

POS.NUM.	RÉFÉRENCE	DÉNOMINATION	QTY	OBSERV.
1	PS-805006	LEVIER DE FREIN A MAIN	1	
2	37940-60A10	CONTACTEUR DE FREIN A MAIN	1	
3	02142-04103	VIS	1	
4	01500-08253	VIS	3	
5	08321B31083	RONDELLE GROWER	3	
6	02057-86CA0	RONDELLE	3	
7	PS-805009	SUPPORT DE CABLE DE FREIN A MAIN	1	
8	09103-08247	VIS	2	
9	01550-0816A	VIS	2	
10	PS-805010	BIELLETTTE	1	
11	PS-850029	RONDELLE	1	
12	PS-850027	BAGUE	1	
13	PS-850028	RONDELLE PLATE	1	
14	08331-31189	ANNEAU ELASTIQUE	1	
15	PS-850066	RONDELLE PLATE	1	
16	PS-805042	CABLE DE FREIN A MAIN	1	
17	PS-850072	AXE	1	
18	PS-850073	AXE	1	
19	08332A11068	CLIP	1	
20	PS-850075	CLIP	1	
21	336535	AXE	1	
22	336536	CLIP	1	
23	08321B31083	RONDELLE GROWER	4	
24	08310-0008A	ECROU	4	
25	177209	FOURCHE	1	
26	180108	ECROU	1	
27	PS-850013	TAMBOUR DE FREIN	1	
28	09159A08022	ECROU	3	
29	PS-850095	ENSEMBLE FREIN	1	
30	515365	COUVERCLE DE TAMBOUR	1	
31	A850086-001	CACHE-POUSSIÈRE	1	
32	181184	VIS	4	
33	515468	FOURCHETTE	1	
34	GBS552	JEU DE MACHOIRES	1	
35	A850086-005	RESSORT	1	
36	515366	MECANISME D'EXPANSION	1	
37	515926	BIELLETTTE	1	
38	A850086-008	FOURCHETTE	1	
39	A850086-009	FOURCHETTE	1	
40	524515	PLAQUE	1	
41	A850086-005	RESSORT	2	
42	515925	MECANISME DE REGULATION	1	

\*Jusqu'au châssis VSFPSW20V00101807 (à l'exception de quelques véhicules en pré-série qui peuvent être équipés d'une boîte ZF. Pour les numéros de châssis de 101750 à 101807, vérifiez bien la forme du levier)

FIG. 79A

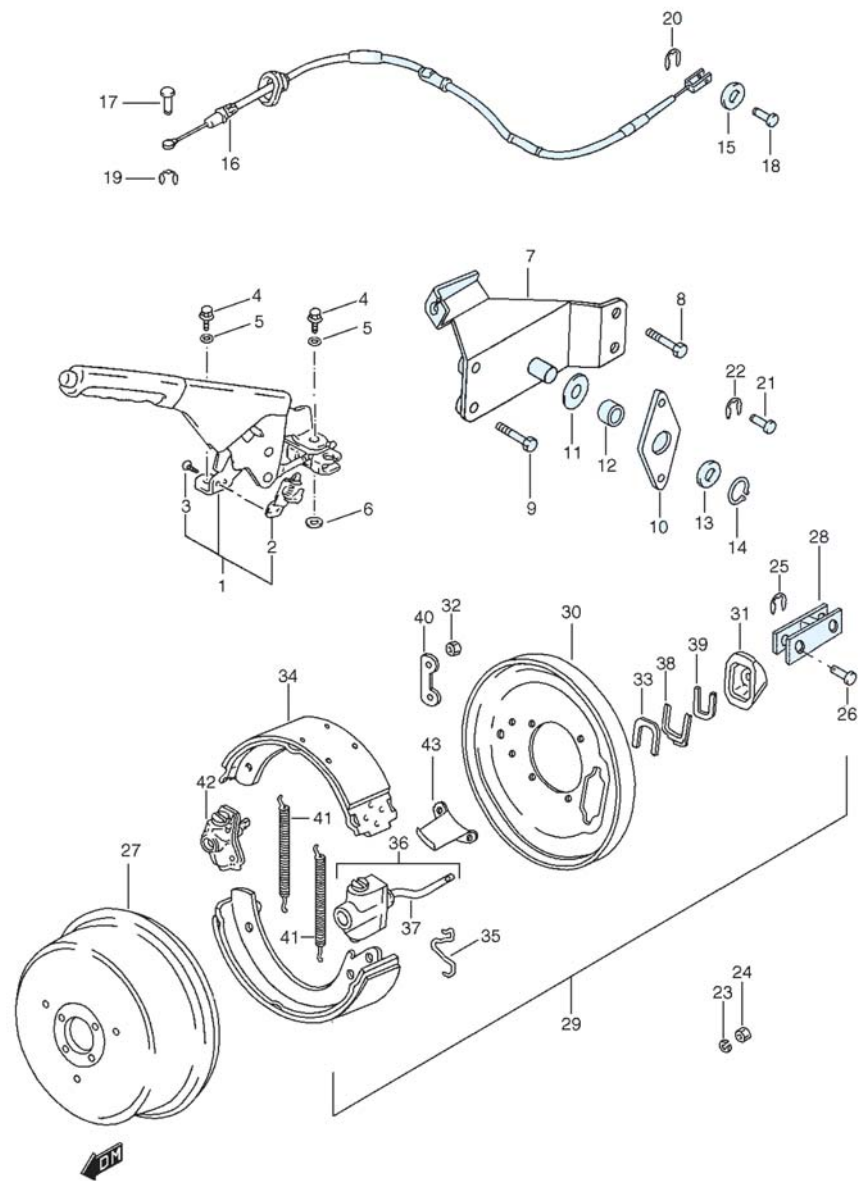
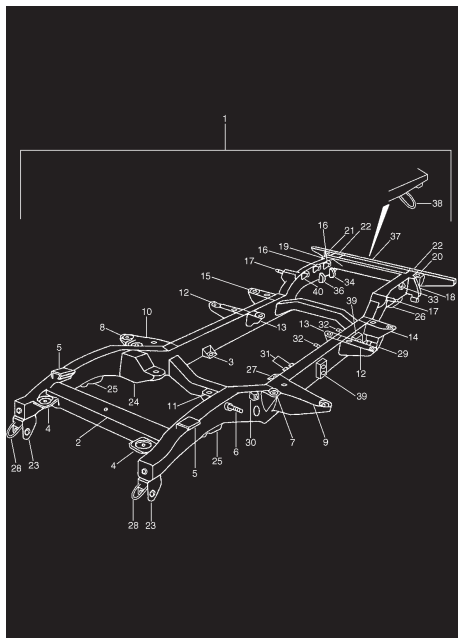


FIG.79A FREIN A MAIN (Boîte ZF levier droit)\*

POS.NUM.	RÉFÉRENCE	DÉNOMINATION	QTY	OBSERV.
1	PS-805006	LEVIER DE FREIN A MAIN	1	
2	37940-60A10	CONTACTEUR DE FREIN A MAIN	1	
3	02142-04103	VIS	1	
4	01500-08253	VIS	3	
5	08321B31083	RONDELLE GROWER	3	
6	02057-86CA0	RONDELLE	3	
7	PS-805015	SUPPORT DE CABLE DE FREIN A MAIN	1	
8	01550-08203	VIS	2	M6
9	09103-08247	VIS	2	
10	PS-805010	BIELLETTTE	1	
11	PS-850029	RONDELLE	1	
12	PS-850027	BAGUE	1	
13	PS-850028	RONDELLE PLATE	1	
14	08331-31189	ANNEAU ELASTIQUE	1	
15	PS-850066	RONDELLE PLATE	1	
16	PS-850085	CABLE DE FREIN A MAIN	1	
17	PS-850072	AXE	1	
18	PS-850073	AXE	1	
19	08332A11068	CLIP	1	
20	PS-850075	CLIP	1	
21	336535	AXE	1	
22	336536	CLIP	1	
23	08321B31083	RONDELLE GROWER	4	
24	08316-10083	ECROU	4	
25	336536	CLIP	1	
26	336535	AXE	1	
27	PS-850087	TAMBOUR DE FREIN	1	
28	PS-850090	FOURCHETTE	1	
29	PS-850086	ENSEMBLE FREIN	1	
30	A850086-000	COUVERCLE DE TAMBOUR	1	
31	A850086-001	CACHE-POUSSIÈRE	1	
32	A850086-002	VIS	4	
33	A850086-003	FOURCHETTE	1	
34	A850086-004	JEU DE MACHOIRES	1	
35	A850086-005	RESSORT	1	
36	A850086-006	MECANISME D'EXPENSION	1	
37	A850086-007	BIELLETTTE	1	
38	A850086-008	FOURCHETTE	1	
39	A850086-009	FOURCHETTE	1	
40	A850086-010	PLAQUE	1	
41	A850086-011	RESSORT	2	
42	A850086-012	MECANISME DE REGULATION	1	
43	PS-850099	DEFLECTEUR	1	

\* à partir du châssis VSFPSW20V00101808





# BODY

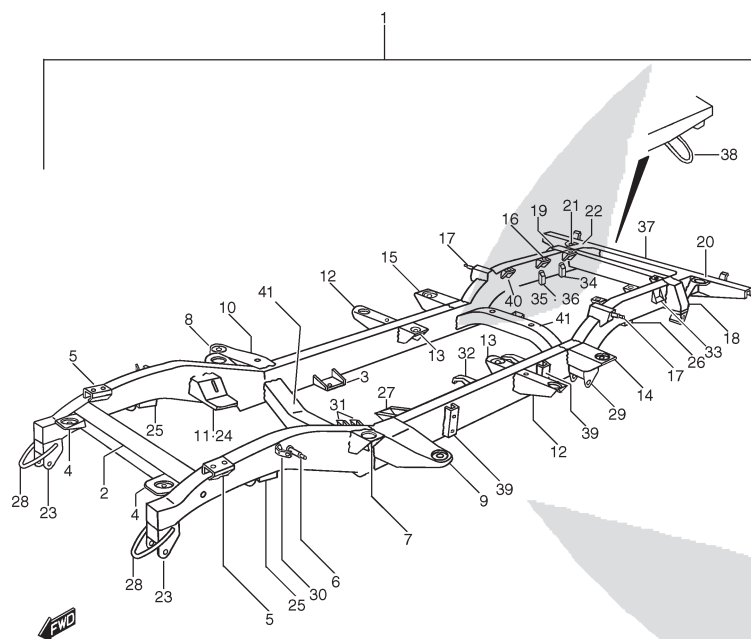
BODY

6

PS-10 (TYPE 1 / TYPE 2)

FIG.80

## CHASSIS FRAME



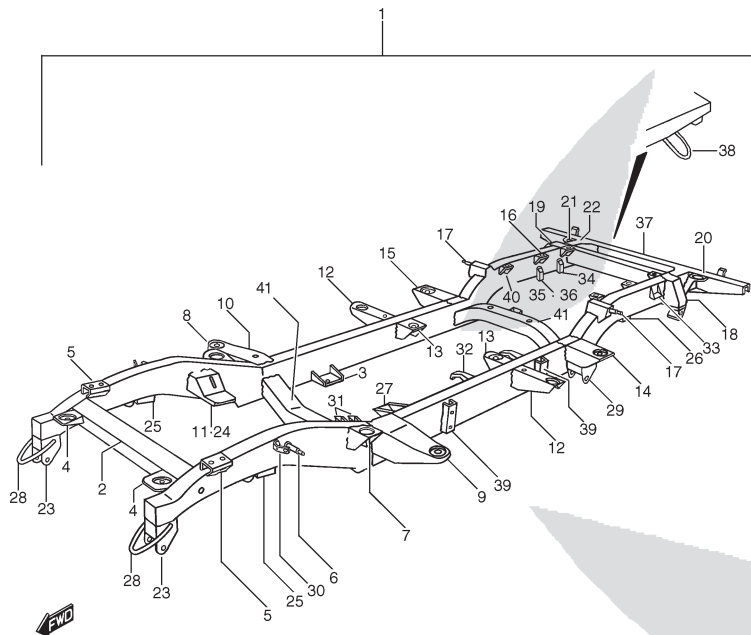
REF NO.	PART NO.	DESCRIPTION	Q'TY	REMARKS
1	PS-401000	FRAME ASSY	1	
2	PS-410057	.CROSSMEMBER, 1ST	1	
3	PS-410115	.BRACKET, ENGINE RR RH	1	
4	PS-401038	.BRACKET ASSY, FR FRAME	2	
5	PS-401034	.BRACKET ASSY, RADIATOR	2	
6	PS-410056	.PIN, FR STRUT	2	
7	PS-410003	.BRACKET, INSTRUMENT PANEL FR LH	1	
8	PS-410004	.BRACKET, INSTRUMENT PANEL FR RH	1	
9	PS-401001	.BRACKET ASSY, INSTRUMENT PANEL LH	1	
10	PS-401002	.BRACKET ASSY, INSTRUMENT PANEL RH	1	
11	PS-401051	.BRACKET ASSY, ENGINE LH	1	
12	PS-410005	.BRACKET ASSY, BOX N°1	2	
13	PS-410006	.BRACKET ASSY, BOX NO. 2	2	
14	PS-401009	.BRACKET ASSY, BOX NO. 3 LH	1	
15	PS-401010	.BRACKET ASSY, BOX NO. 3 RH	1	
16	PS-410047	.BRACKET, FRAME	4	
17	PS-401024	.BRACKET ASSY, RR STRUT	2	
18	PS-401029	.BRACKET ASSY, RR SPRING LH	1	
19	PS-401030	.BRACKET ASSY, RR SPRING RH	1	
20	PS-410032	.BRACKET ASSY, RR BOX LH	1	
21	PS-410033	.BRACKET ASSY, RR BOX RH	1	
22	PS-410034	.REINF, CROSSMEMBER 6TH	2	
23	PS-401012	.BRACKET ASSY, FR SPRING	2	
24	PS-401052	.BRACKET ASSY, ENGINE RH	1	
25	PS-401018	.BRACKET ASSY, FR CUSHION	2	
26	PS-401019	.BRACKET ASSY, RR CUSHION	2	
27	PS-410114	.BRACKET, ENGINE RR LH	1	
28	PS-410090	.HOOK, FR TOWING	2	
29	PS-401011	.BRACKET ASSY, RR SPRING	2	
30	57913A80100	.BRACKET, HOSE BRAKE FLEXIBLE	3	

PS-10 (TYPE 1 / TYPE 2)

**FIG.80**

**CHASSIS FRAME**

REF NO.	PART NO.	DESCRIPTION	Q'TY	REMARKS
31	57911A83000	.COUPLING PLATE ASSY, JOINT	2	
32	PS-401013	.BRACKET, MUFFLER	2	
33	57861-60A00	.BRACKET, RR MUFFLER	2	
34	PS-401042	.BRACKET ASSY, FUEL TANK	4	
35	PS-401045	.BRACKET ASSY, LSP VALVE LH	1	
36	PS-401046	.BRACKET ASSY, LSP VALVE RH	1	
37	PS-401006	.CROSSMEMBER ASSY, 6TH	1	
38	PS-410117	.HOOK, RR TOWING	1	
39	PS-401053	.BRACKET ASSY, SIDE ABUTMENT	4	
40	PS-401054	.BRACKET ASSY, FRAME	2	
41	PS-410069	.CROSSMEMBER ASSY, 2ND & 4TH	2	
42	59971-85C00	BOLT, PIPE CLIP	13	NOT ILLUSTRATED



PS-10 (TYPE 1 / TYPE 2)

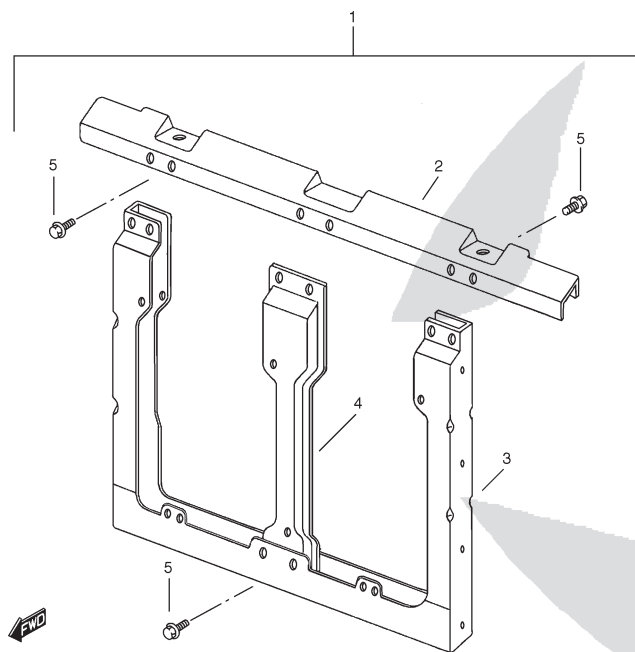
BODY

6

FIG.81

## FRONT FRAME

REF NO.	PART NO.	DESCRIPTION	Q'TY	REMARKS
1	PS-901009	PANEL ASSY, FR	1	
2	PS-901010	.PANEL ASSY, UPPER	1	
3	PS-901016	.FRAME, FR	1	
4	PS-901015	.MEMBER, FR PANEL CENTER	1	
5	01550-06123	.BOLT	12	

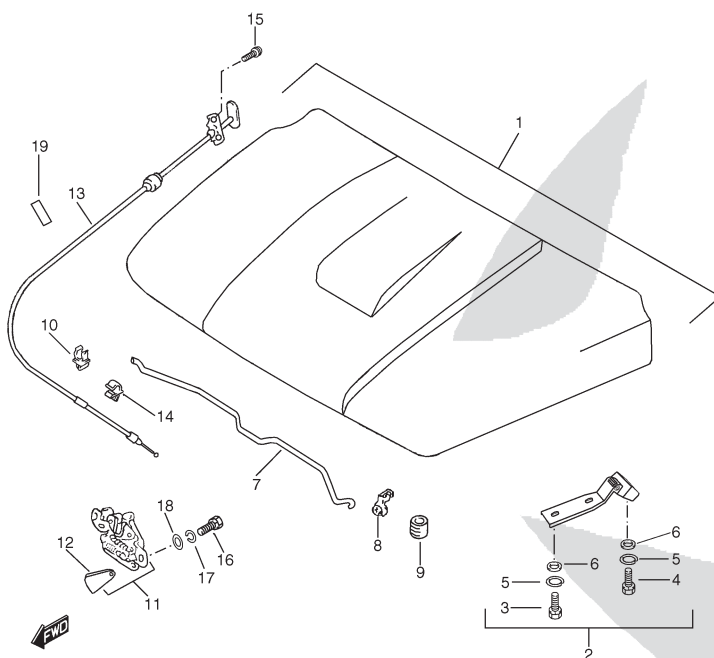


PS-10 (TYPE 1 / TYPE 2)

FIG.82

## FRONT HOOD

REF NO.	PART NO.	DESCRIPTION	Q'TY	REMARKS
1	PS-901353	PANEL ASSY, FR HOOD	1	
2	PS-901357	HINGE ASSY, HOOD	2	
3	01500-06163	BOLT	4	
4	01500-06163	BOLT	6	
5	08321-31063	SPRING WASHER	10	
6	09160-84C00	PLAIN WASHER	10	
7	PS-910418	STAY, FR HOOD	1	
8	09209-14001	GROMMET	1	
9	72372-85C00	CUSHION, FR	2	
10	09403-08313	CLAMP	1	
11	PS-901098	LOCK ASSY, HOOD	1	
12	PS-910118	.LEVER, OPENING	1	
13	PS-901496	CABLE ASSY, HOOD LOCK	1	
14	36990-85C30	CLAMP	3	
15	02162-05123	BOLT	2	
16	01500-06123	BOLT	2	
17	08321-31063	SPRING WASHER	2	
18	09160-84C00	PLAIN WASHER	2	
19	36930-85C00	ADHESIVE COVER	2	



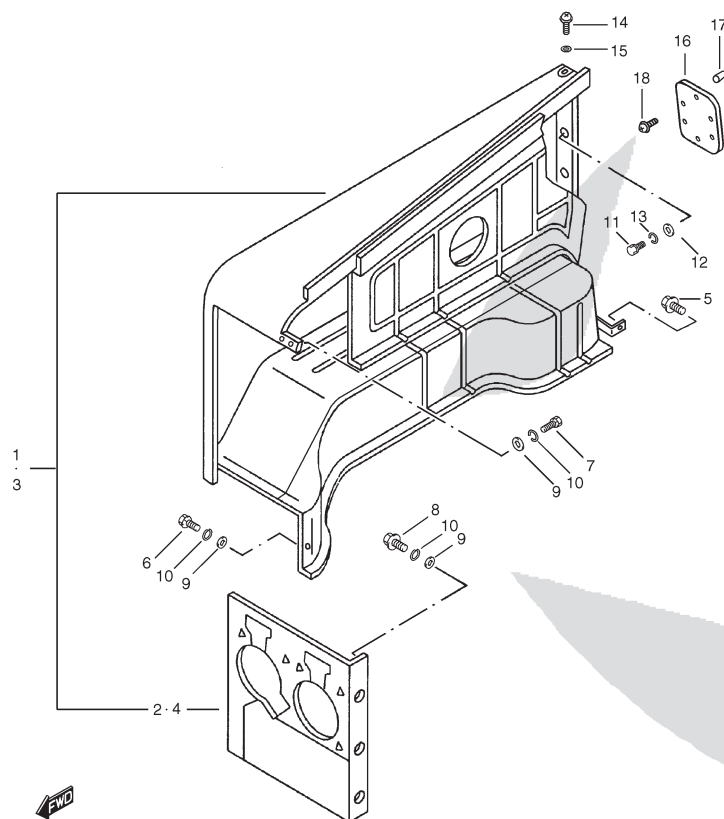
PS-10 (TYPE 1 / TYPE 2)

BODY

6

FIG.83

## FRONT FENDERS



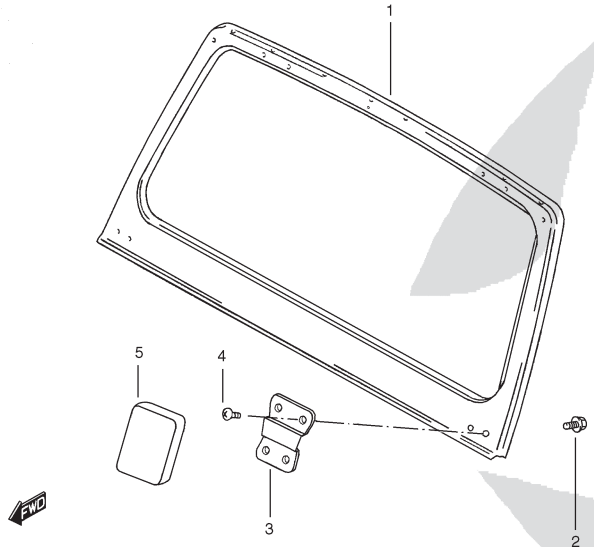
REF NO.	PART NO.	DESCRIPTION	Q'TY	REMARKS
1	PS-901019	PANEL ASSY, FENDER RH	1	
2	PS-910048	..PANEL, FR RH	1	
3- 1	PS-901018	PANEL ASSY, FENDER LH	1	TYPE 1
3- 2	PS-901670	PANEL ASSY, FENDER LH	1	TYPE 2
4	PS-910047	..PANEL, FR LH	1	
5	01550-06123	BOLT	2	
6	01500-06123	BOLT	2	
7	01500-06123	BOLT	4	
8	01500-06163	BOLT	6	
9	09160-84C00	PLAIN WASHER	12	
10	08321-31063	SPRING WASHER	12	
11	01500-08203	BOLT	8	
12	09160T08075	PLAIN WASHER	8	
13	08321A31083	SPRING WASHER	8	
14	02142-06163	BOLT	2	
15	09160-06086	PLAIN WASHER	2	
16	PS-910476	COVER, REGISTER	2	
17	09148A05005	NUT	12	
18	03142-05123	BOLT	12	

PS-10 (TYPE 1 / TYPE 2)

FIG.84

WINDSHIELD GLASS

REF NO.	PART NO.	DESCRIPTION	Q'TY	REMARKS
1	PS-901181	PANEL ASSY, FR WINDOW	1	
2	01550-08203	BOLT	2	
3	PS-910266	BRACKET, FR WINDOW	2	
4	09125-84C00	BOLT	8	
5	PS-910673	COVER	2	



PS-10 (TYPE 1 / TYPE 2)

FIG.85

## FRONT BODY

	REF NO.	PART NO.	DESCRIPTION	Q'TY	REMARKS
	1-	1	PS-901214	1	TYPE 1
	1-	2	PS-901673	1	TYPE 2
	2		PS-901172	1	
	3		PS-901173	1	
	4		PS-910921	2	
	5		PS-901024	1	
	6		PS-901025	1	
	7		PS-910525	1	
	8		PS-910997	1	
	9		08310-00083	4	
	10		08321A31083	4	
	11		09160T08075	4	
	12		01500-08203	4	
	13		08321A31083	4	
	14		08322-01083	4	
	15		PS-911065	2	
	16		PS-901514	1	
	17		PS-901392	1	
	18		PS-901393	1	
	19		09125-08002	9	
	20		08322-01083	9	

PS-10 (TYPE 1 / TYPE 2)



FIG.86

## DOOR PANEL

REF NO.	PART NO.	DESCRIPTION	Q'TY	REMARKS
1	PS-901338	DOOR ASSY, FR RH	1	
2	PS-901337	DOOR ASSY, FR LH	1	
3	PS-901366	DOOR ASSY, RR SIDE RH	1	
4	PS-901367	DOOR ASSY, RR SIDE LH	1	
5	PS-901593	DOOR ASSY, RR	1	

PS-10 (TYPE 1 / TYPE 2)

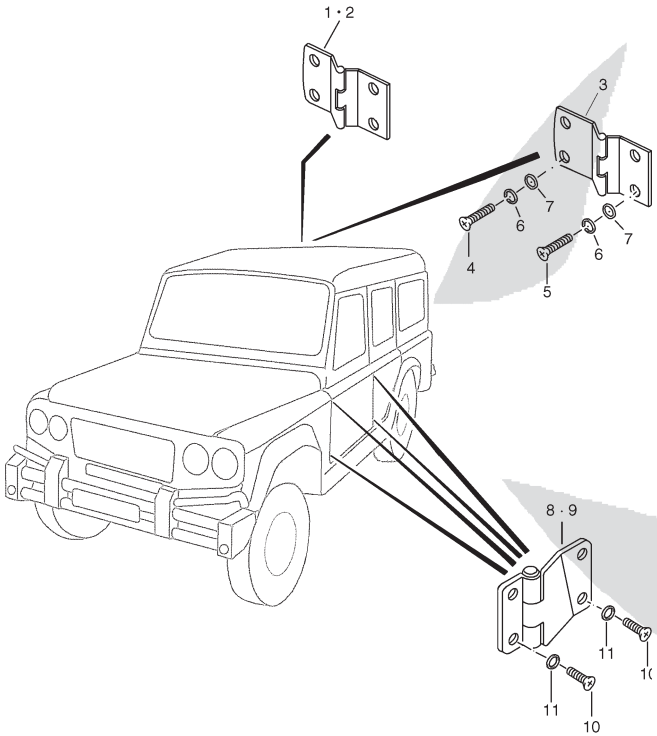
BODY

6

FIG.87

HINGES

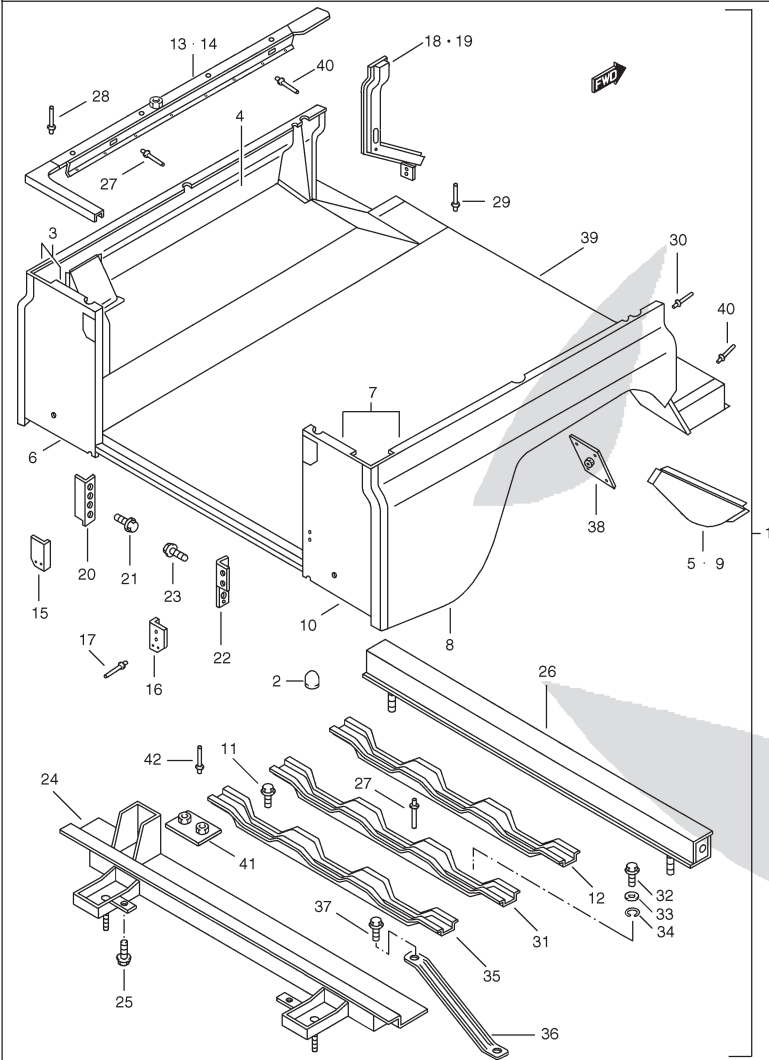
REF NO.	PART NO.	DESCRIPTION	Q'TY	REMARKS
1	PS-901254	HINGE ASSY, CENTER RR DOOR	1	
2	PS-901597	HINGE ASSY, LOWER RR DOOR	1	
3	PS-901596	HINGE ASSY, UPPER RR DOOR	1	
4	PS-000013	BOLT, HINGE	6	
5	PS-000070	BOLT, TO BODY	6	
6	08321A31103	SPRING WASHER	12	
7	08322-11103	PLAIN WASHER	12	
8	PS-901660	HINGE ASSY, FR & CENTER DOOR LH	4	
9	PS-901659	HINGE ASSY, FR & CENTER DOOR RH	4	
10	PS-000007	BOLT, HINGE	32	
11	09163C08002	WASHER, CONE	32	



PS-10 (TYPE 1 / TYPE 2)

FIG.88

## REAR BODY



REF NO.	PART NO.	DESCRIPTION	Q'TY	REMARKS
1- 1	PS-901560	RR BODY ASSY	1	TYPE 1
1- 2	PS-901698	RR BODY ASSY	1	TYPE 2
2	09250-30002	.PLUG	2	
3	PS-901526	..SIDE PANEL ASSY, LH	1	
4	PS-901594	...SIDE PANEL, LH	1	
5	PS-901677	.SIDE PANEL EXTENSION ASSY, LH	1	
6	PS-901524	...RR PANEL, LH	1	
7	PS-901527	..SIDE PANEL ASSY, RH	1	
8	PS-901595	...SIDE PANEL, RH	1	
9	PS-901678	.SIDE PANEL EXTENSION ASSY, RH	1	
10	PS-901525	...RR PANEL, RH	1	
11	09125-84C00	.BOLT	2	
12	PS-901533	..CROSSMEMBER ASSY, NO. 1 & NO. 2	2	
13	PS-901548	.TOP CAPPING ASSY, LH	1	
14	PS-901549	.TOP CAPPING ASSY, RH	1	
15	PS-910901	.BRACKET, RR CORNER LH	1	
16	PS-910902	.BRACKET, RR CORNER RH	1	
17	78410	.POP RIVET	8	
18	PS-901590	.PILLAR ASSY, RR LH	1	
19	PS-901591	.PILLAR ASSY, RR RH	1	
20	PS-901557	.REINF ASSY, RR PANEL LH	1	
21	01550-08203	.BOLT	2	
22	PS-901558	.REINF ASSY, RR PANEL RH	1	
23	09125-84C00	.BOLT	3	
24	PS-901544	..CROSSMEMBER ASSY, RR	1	
25	03141-04083	.BOLT	9	
26	PS-901279	..CROSSMEMBER ASSY, FR	1	
27- 1	300789	.POP RIVET	16	TYPE 1
27- 2	PS-000068	.POP RIVET	16	TYPE 2
28- 1	06006-84C00	.POP RIVET	57	TYPE 1

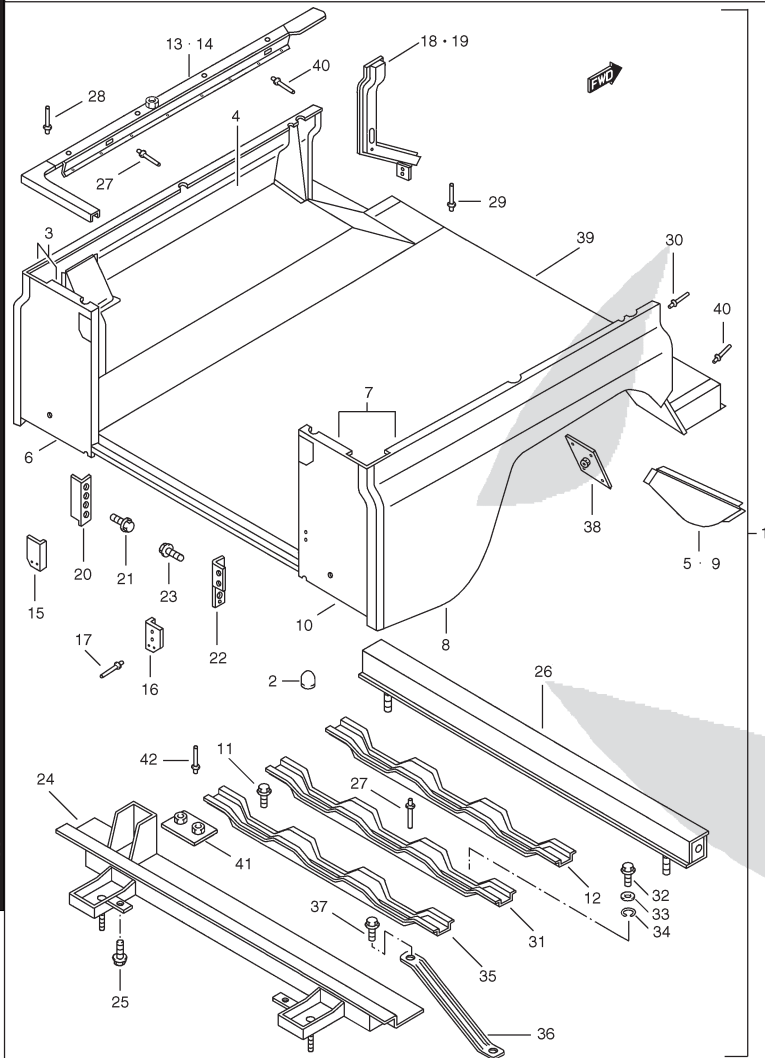
PS-10 (TYPE 1 / TYPE 2)

BODY

6

FIG.88

## REAR BODY



REF NO.	PART NO.	DESCRIPTION	Q'TY	REMARKS
28- 2	06006-84C00	.POP RIVET	32	TYPE 2
29	189475	.POP RIVET	14	
30	RA608177	.POP RIVET	18	
31- 1	PS-901534	.CROSSMEMBER ASSY	1	TYPE 1
31- 2	PS-901721	.CROSSMEMBER ASSY	1	TYPE 2
32	01107-10403	.BOLT	2	
33	08321A31123	.LOCK WASHER	2	
34	09160-13011	.PLAIN WASHER	2	
35	PS-901532	.CROSSMEMBER ASSY, NO. 1	1	
36	PS-901539	.BAND ASSY	2	
37	02112-06123	.BOLT	4	
38	PS-901374	.PLATE ASSY	2	
39	PS-901535	.PANEL ASSY, RR FLOOR	1	
40	06006-84C00	.POP RIVET	8	
41	PS-901475	.PLATE ASSY	4	
42	189475	.POP RIVET	8	

PS-10 (TYPE 1 / TYPE 2)

BODY

6

FIG.89

SIDE REAR BODY

REF NO.	PART NO.	DESCRIPTION	Q'TY	REMARKS
1	PS-901614	PANEL SUBASSY, SIDE LH	1	
2	PS-901609	.PANEL ASSY, SIDE LH	1	
3	PS-901193	.BRACKET ASSY, LH	1	
4	PS-901608	.COLUMN ASSY, RR LH	1	
5	PS-901615	PANEL SUBASSY, SIDE RH	1	
6	PS-901610	.PANEL ASSY, SIDE RH	1	
7	PS-901194	.BRACKET ASSY, RH	1	
8	PS-901607	.COLUMN ASSY, RR RH	1	
9	03141-04083	BOLT	12	
10	PS-910911	BUSH	12	
11	08310-00083	NUT	12	

PS-10 (TYPE 1 / TYPE 2)

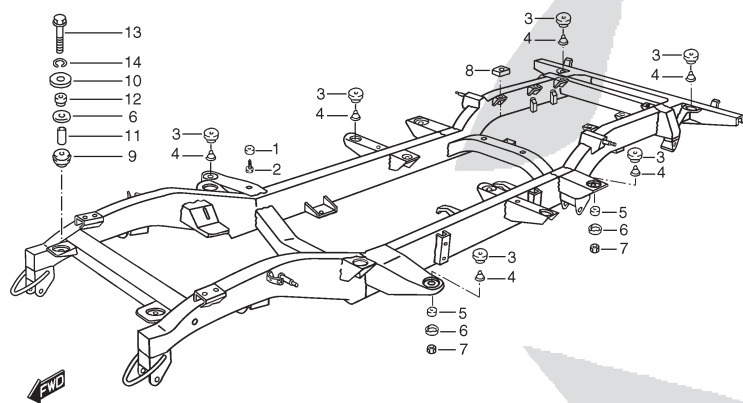
BODY

6

FIG.90

## BODY MOUNTING

REF NO.	PART NO.	DESCRIPTION	Q'TY	REMARKS
1	71521-56B00	PAD, BODY MOUNTING	9	
2	59931-85C00	CLIP, BODY MOUNTING	9	
3	71511-56B00	CUSHION, BODY MOUNTING	12	
4	71513-60A00	COLLOR, BODY MOUNTING	12	
5	71512-60A00	CUSHION, BODY MOUNTING	12	
6	71632-83010	WASHER	14	
7	59119-85C00	NUT	12	
8	50140-00000	CUSHION, BODY MOUNTING	2	
9	71514-56B00	CUSHION, BODY MOUNTING	2	
10	71516-85C00	COLLOR, BODY MOUNTING	2	
11	71517-56B02	SPACER, BODY MOUNTING	2	
12	71515-60A00	CUSHION, BODY MOUNTING	2	
13	01500-10853	BOLT, BODY MOUNTING	2	
14	08321A31103	SPRING WASHER	2	



BODY

6

PS-10 (TYPE 1 / TYPE 2)

FIG. 91

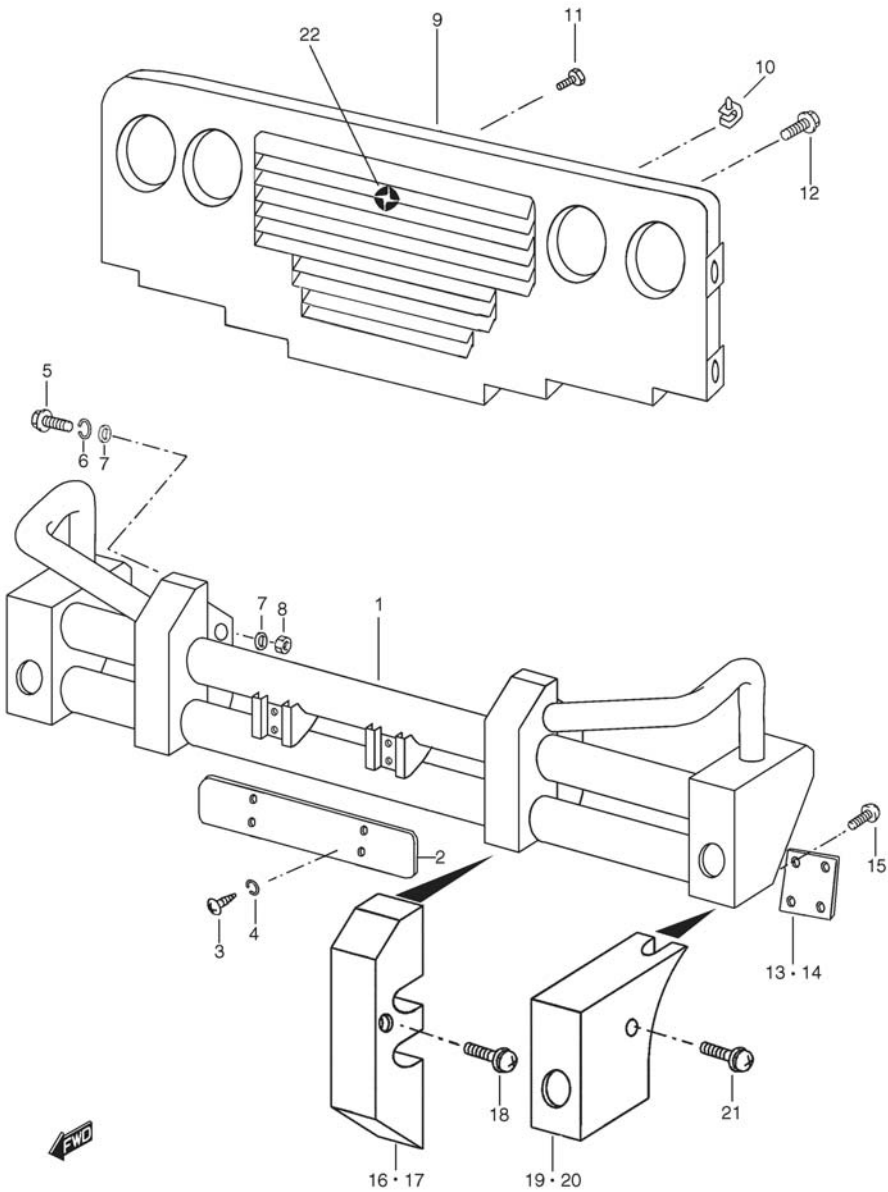


FIG.91 PARE-CHOC ET CALANDRE AVANT (1ere version)

POS.NUM.	RÉFÉRENCE	DÉNOMINATION	QTY	OBSERV.
1	PS-901483	PARE-CHOC AVANT (à peindre)	1	
2	71481-80031	PORTE PLAQUE IMMAT. AVANT	1	
3	02112-06123	VIS	4	
4	08321-0106A	RONDELLE	4	
5	PS-000192	VIS	4	
6	08321B3110A	RONDELLE GROWER	4	
7	08322-1110A	RONDELLE PLEINE	8	
8	08310-0010A	ECROU	4	
9	PS-911561	CALANDRE AVANT (à peindre)	1	VOIR NOTE
10	72115-56B01	CLIP	4	
11	01550-06163	VIS	6	
12	02162-0612A	VIS	4	
13	PS-910175	COUVERCLE GAUCHE	1	
14	PS-910176	COUVERCLE DROIT	1	
15	03141-0408A	VIS	8	
16	PS-910187	PROTECTION CENTRALE GAUCHE	1	
17	PS-910186	PROTECTION CENTRALE DROITE	1	
18	03141-0408A	VIS	4	
19	PS-910188	PROTECTION EXTERIEURE GAUCHE	1	
20	PS-910189	PROTECTION EXTERIEURE DROITE	1	
21	03141-0408A	VIS	6	
22	PS-910318	ECUSSON « SANTANA »	1	

NOTE : Calandre avec trous pour clignotants (nouveau modèle, voir FIG 91A).  
Pour les véhicules de la première version (clignotants dans le pare-choc, 2 bouchons (791140) doivent être commandés pour obstruer les trous des clignotants.

FIG. 91A

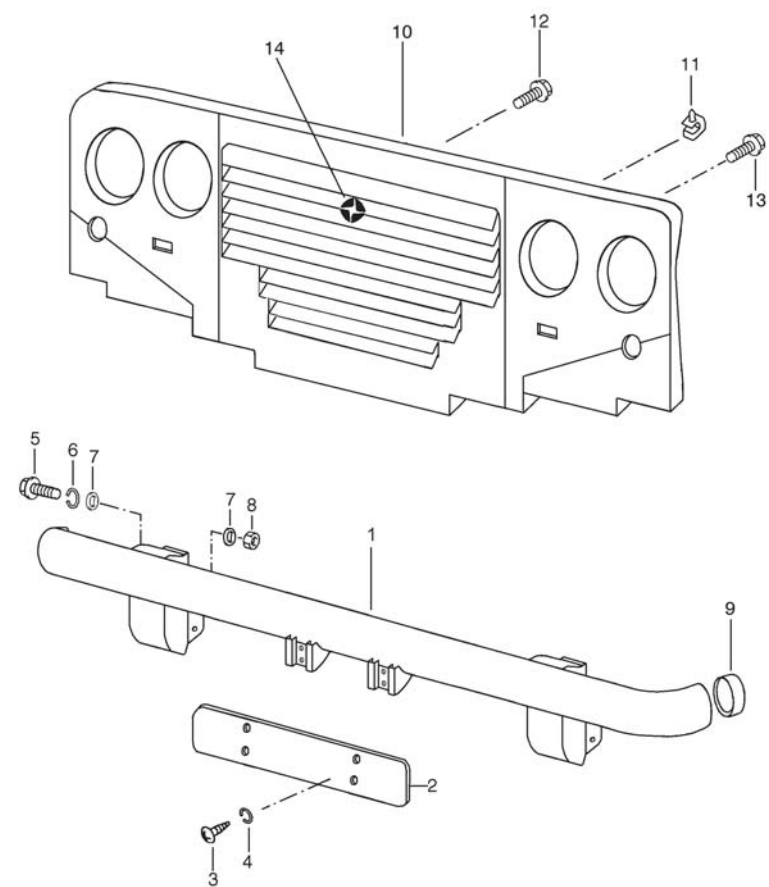


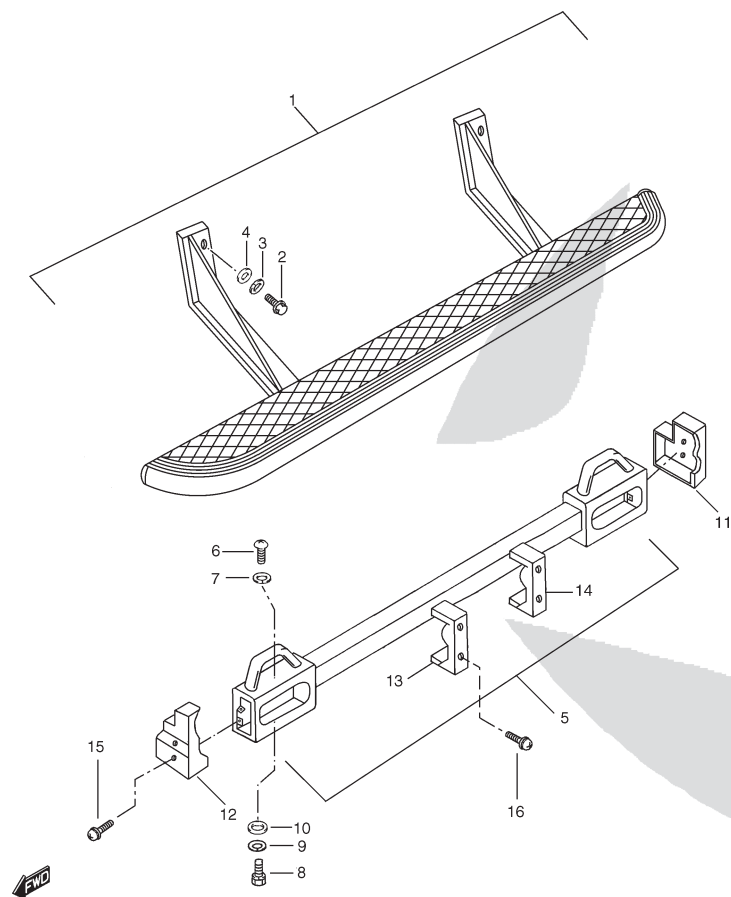
FIG.91A PARE-CHOC ET CALANDRE AVANT (2nde version)

POS.NUM.	RÉFÉRENCE	DÉNOMINATION	QTY	OBSERV.
1	PS-901923	PARE-CHOC AVANT (à peindre)	1	
2	71481-80031	PORTE PLAQUE IMMAT. AVANT	1	
3	02112-06123	VIS	4	
4	08321-0106A	RONDELLE GROWER	4	
5	PS-000192	VIS	4	
6	08321B3110A	RONDELLE GROWER	4	
7	08322-1110A	RONDELLE PLEINE	8	
8	08310-0010A	ECROU	4	
9	PS-911498	BOUCHON DE PARE-CHOC	2	
10	PS-911561	CALANDRE AVANT (à peindre)	1	
11	72115-56B01	CLIP	4	
12	01550-06163	VIS	6	
13	02162-0612A	VIS	4	
14	PS-910318	ECUSSON « SANTANA »	1	



FIG.92

## ABUTMENT &amp; REAR BUMPER



REF NO.	PART NO.	DESCRIPTION	Q'TY	REMARKS
1	PS-901661	ABUTMENT ASSY	2	
2	01500-10253	BOLT	8	M10
3	02013-00000	SPRING WASHER	8	
4	PS-000074	PLAIN WASHER	8	
5	PS-901486	BUMPER ASSY, RR	1	
6	09125-84C00	BOLT, BUMPER	2	
7	09160T08075	PLAIN WASHER	2	
8	01500-08203	BOLT, BUMPER	2	
9	08321A31083	SPRING WASHER	2	
10	09160T08075	PLAIN WASHER	2	
11	PS-910715	CUSHION, SIDE RR BUMPER RH	1	
12	PS-910714	CUSHION, SIDE RR BUMPER LH	1	
13	PS-910712	CUSHION, CENTER RR BUMPER LH	1	
14	PS-910713	CUSHION, CENTER RR BUMPER RH	1	
15	02142-06163	BOLT, SIDE CUSHION	4	
16	02142-06163	BOLT, CENTER CUSHION	4	

BODY

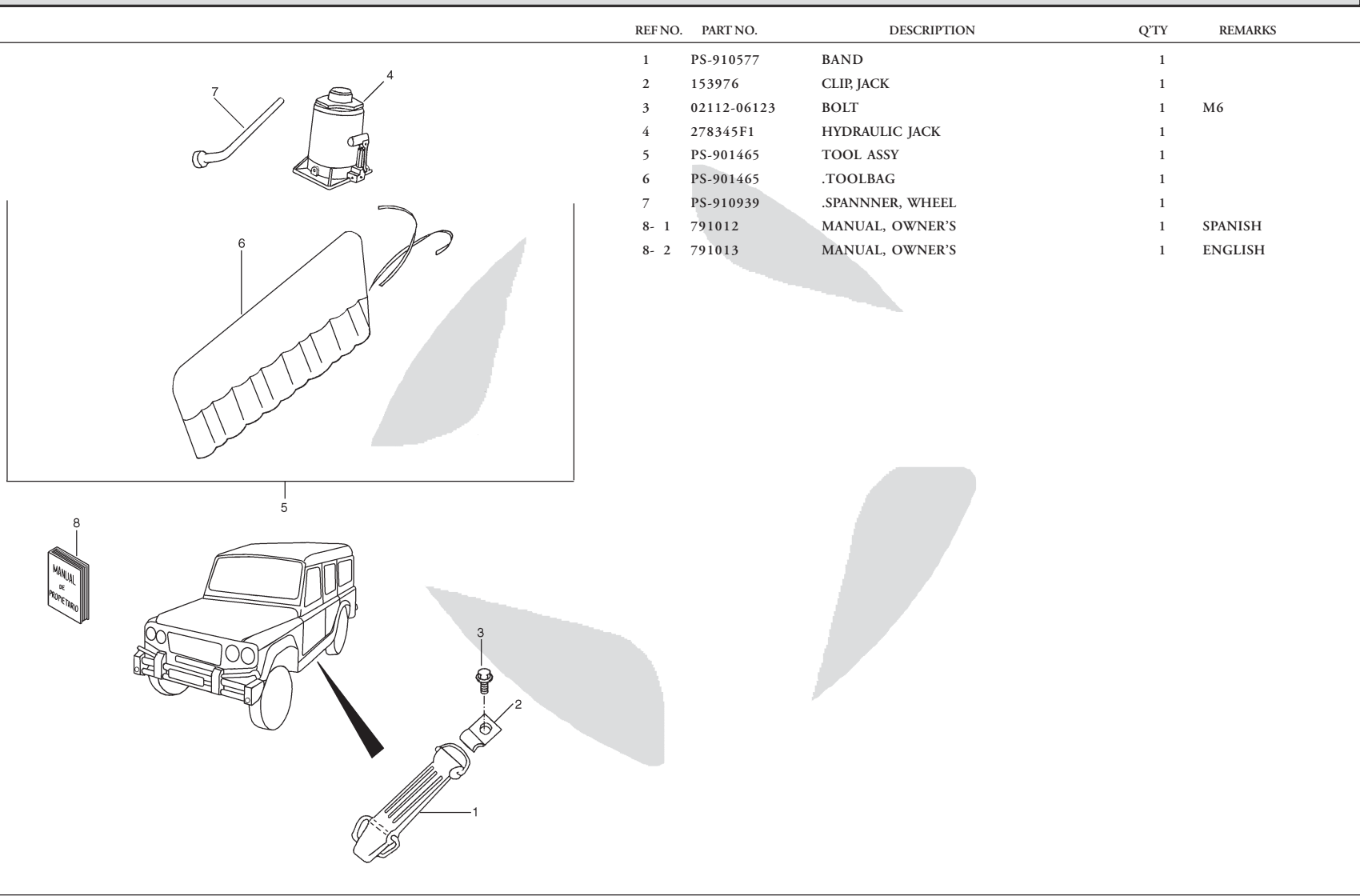
6

PS-10 (TYPE 1 / TYPE 2)

FIG.93

JACK AND TOOLS

REF NO.	PART NO.	DESCRIPTION	Q'TY	REMARKS
1	PS-910577	BAND	1	
2	153976	CLIP, JACK	1	
3	02112-06123	BOLT	1	M6
4	278345F1	HYDRAULIC JACK	1	
5	PS-901465	TOOL ASSY	1	
6	PS-901465	.TOOLBAG	1	
7	PS-910939	.SPANNNER, WHEEL	1	
8- 1	791012	MANUAL, OWNER'S	1	SPANISH
8- 2	791013	MANUAL, OWNER'S	1	ENGLISH



PS-10 (TYPE 1 / TYPE 2)

FIG. 94

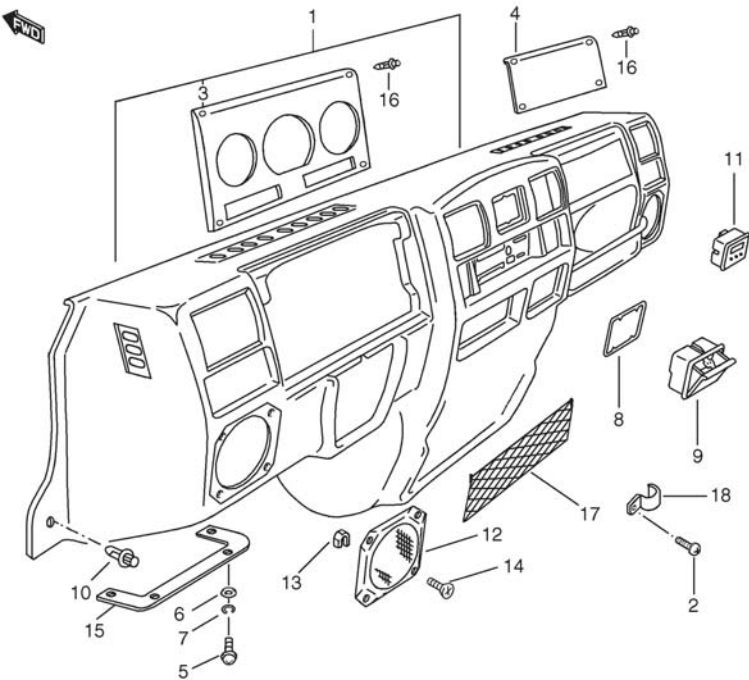


FIG.94 TABLEAU DE BORD (Bouches d'aération rectangulaires)

POS.NUM.	RÉFÉRENCE	DÉNOMINATION	QTY	OBSERV.
1	PS-901408	TABLEAU DE BORD	1	TYPE 1
1-1	PS-901669	TABLEAU DE BORD	1	TYPE 2/NOTE 1
1-2	PS-901853	TABLEAU DE BORD	1	TYPE 2/NOTE 2
2	03112-04203	VIS	4	
3-1	PS-910686	COUVERCLE PANNEAU D'INSTRUMENTS	1	TYPE 2/NOTE 1
3-2	PS-911324	COUVERCLE PANNEAU D'INSTRUMENTS	1	TYPE 2/NOTE 2
4-1	PS-910687	COUVERCLE ACCES SERVICE	1	TYPE 2/NOTE 1
4-2	PS-911323	COUVERCLE ACCES SERVICE	1	TYPE 2/NOTE 2
5	02112-0620A	VIS	12	
6	09160-84C00	RONDELLE PLEINE	12	
7	08321-0106A	RONDELLE BLOQUANTE	12	
8	PS-910741	FIXATION	1	
9	PS-910740	CENDRIER	1	
10	09409-08308-T01	CLIP	2	
11	34600-84CA0	HORLOGE	1	
12	PS-610070	GRILLE DE HAUT-PARLEUR	2	
13	PS-610088	ECROU	8	
14	03141-04163	VIS	8	
15	PS-901681	SUPPORT	2	
16	09409-07313	CLIP	8	
17	PS-910692	FILET	1	
18	A910692-001	CROCHET	4	

NOTE 1: Jusqu'au VIN VSFPSW20V00100482 et VIN VSFPSW20V00100530

NOTE 2: A partir du VIN VSFPSW20V00100483 jusqu'au VIN VSFPSW20V00100529  
Puis à partir du VIN VSFPSW20V00100531.

FIG. 94A

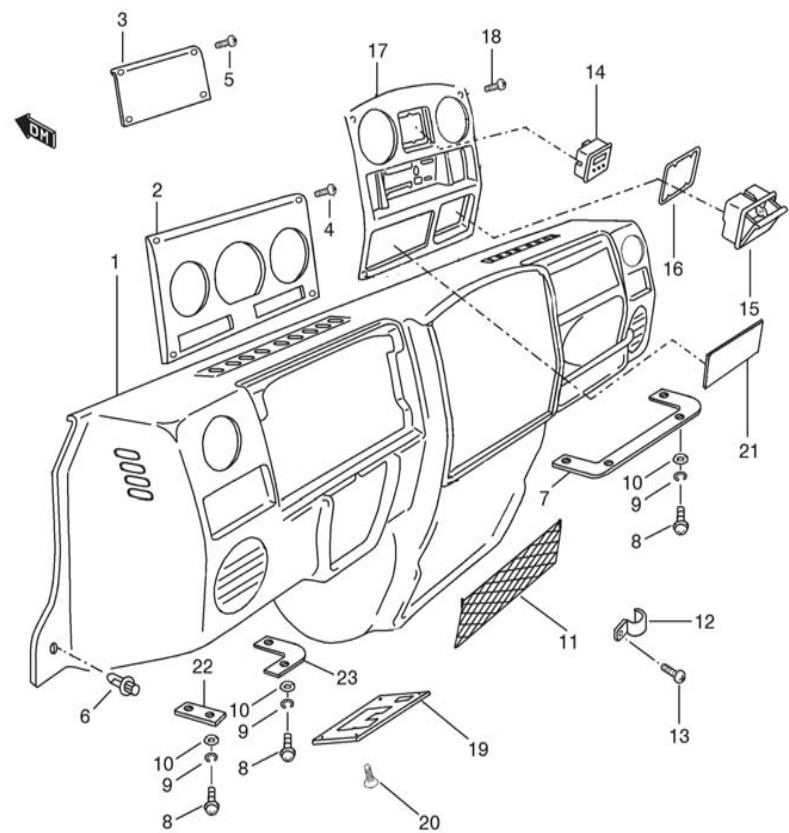


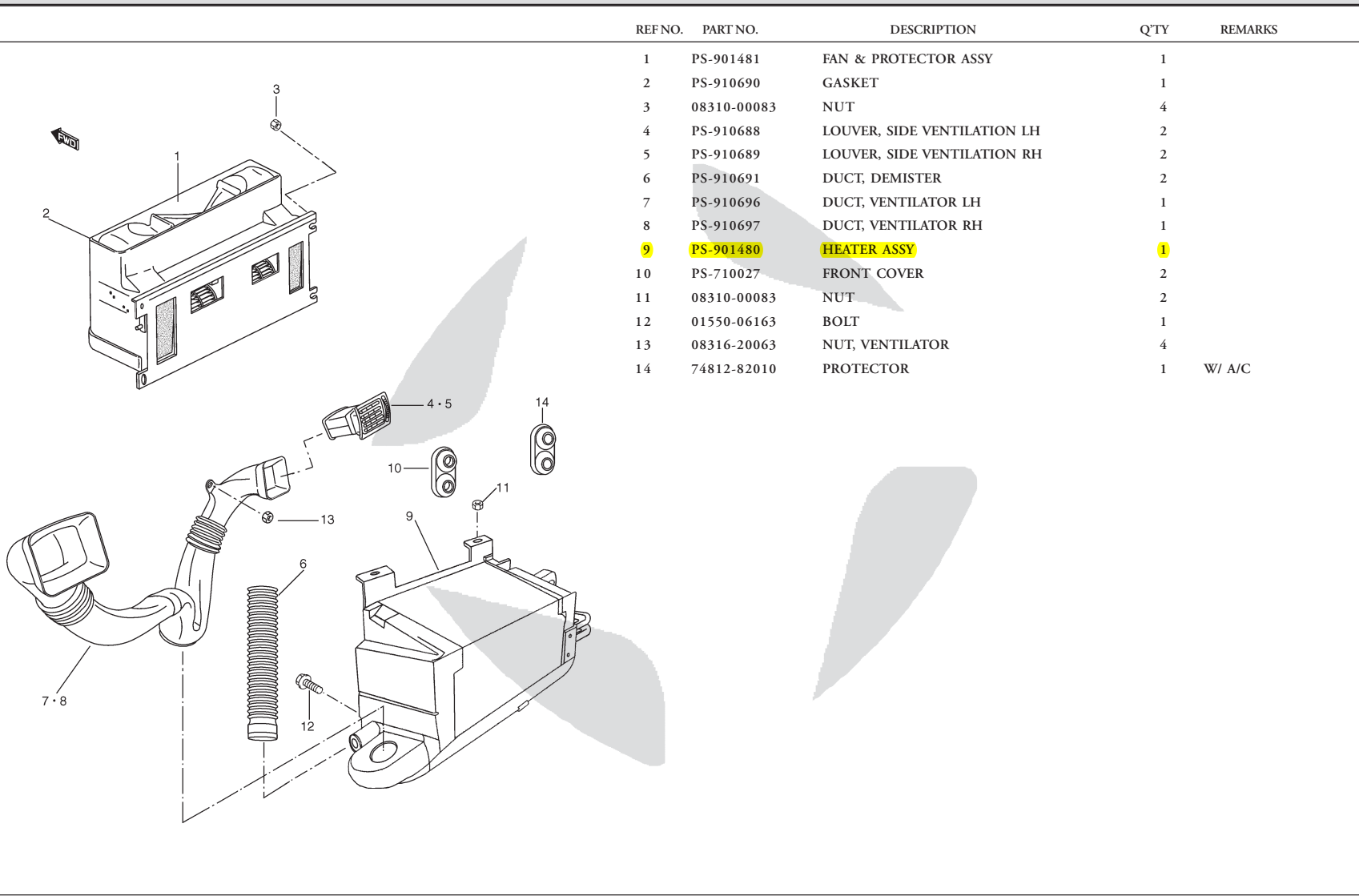
FIG.94A TABLEAU DE BORD (Bouches d'aération rondes)

POS.NUM.	RÉFÉRENCE	DÉNOMINATION	QTY	OBSERV.
1	PS-902089	TABLEAU DE BORD	1	
2	PS-911689	COUVERCLE PANNEAU D'INSTRUMENTS	1	
3	PS-911688	COUVERCLE ACCES SERVICE	1	
4	PS-000111	VIS	6	
5	PS-000112	VIS	2	
6	09409-08308-T01	CLIP	2	
7	PS-901681	SUPPORT DROIT	1	
8	02112-0620A	VIS	12	
9	08321-0106A	RONDELLE BLOQUANTE	12	
10	09160-84C00	RONDELLE PLEINE	12	
11	PS-910692	FILET	1	
12	A910692-001	CROCHET	4	
13	03112-04203	VIS	4	
14	34600-84CA0	HORLOGE	1	
15	PS-910740	CENDRIER	1	
16	PS-910741	FIXATION	1	
17	PS-911766	PANNEAU CENTRAL	1	
18	PS-000113	VIS	4	
19	PS-911764	COUVERCLE BOITE A FUSIBLES	1	
20	PS-000111	VIS	4	
21	PS-911766	COUVERCLE EMPLACEMENT RADIO	1	
22	PS-902220	SUPPORT GAUCHE EXTERIEUR	1	
23	PS-902221	SUPPORT GAUCHE INTERIEUR	1	

FIG.95

VENTILATOR / HEATER

REF NO.	PART NO.	DESCRIPTION	Q'TY	REMARKS
1	PS-901481	FAN & PROTECTOR ASSY	1	
2	PS-910690	GASKET	1	
3	08310-00083	NUT	4	
4	PS-910688	LOUVER, SIDE VENTILATION LH	2	
5	PS-910689	LOUVER, SIDE VENTILATION RH	2	
6	PS-910691	DUCT, DEMISTER	2	
7	PS-910696	DUCT, VENTILATOR LH	1	
8	PS-910697	DUCT, VENTILATOR RH	1	
9	PS-901480	HEATER ASSY	1	
10	PS-710027	FRONT COVER	2	
11	08310-00083	NUT	2	
12	01550-06163	BOLT	1	
13	08316-20063	NUT, VENTILATOR	4	
14	74812-82010	PROTECTOR	1	W/ A/C



PS-10 (TYPE 1 / TYPE 2)

BODY

6

FIG. 96

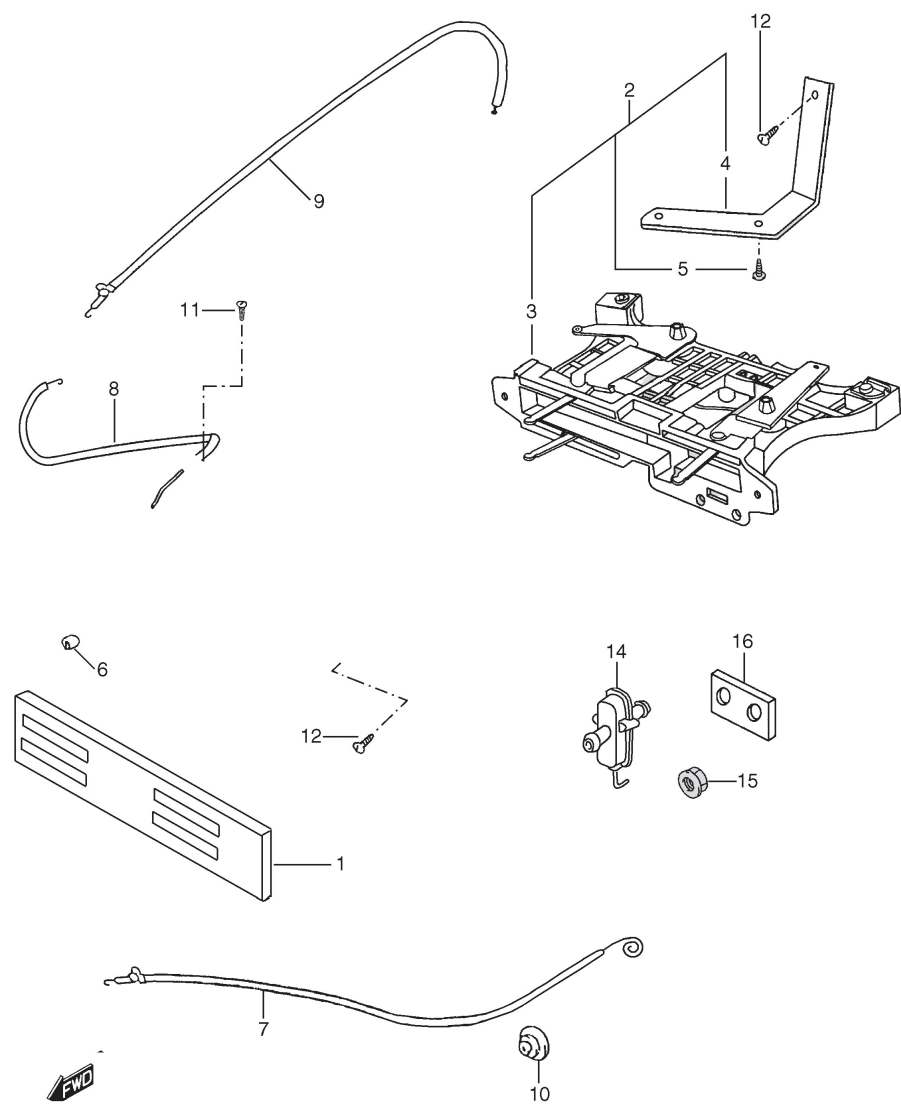


FIG.96 COMMANDES DE CHAUFFAGE

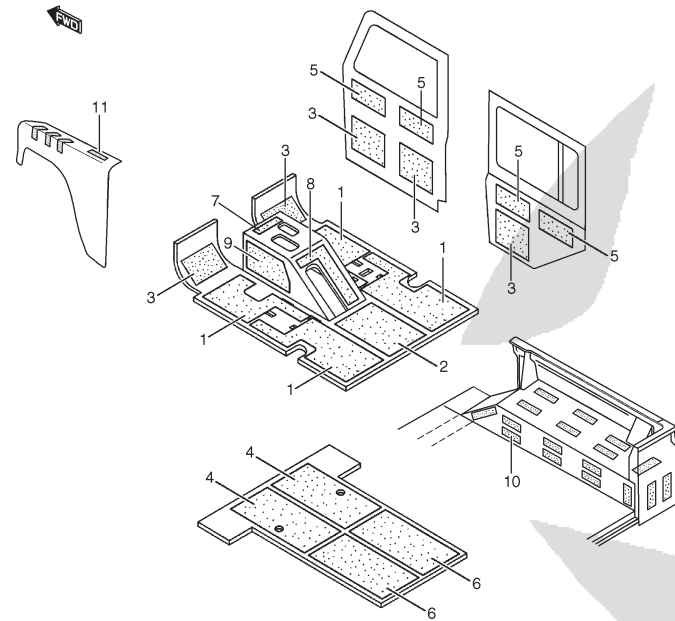
POS.	NUM.	RÉFÉRENCE	DÉNOMINATION	QTY	OBSERV.
1-1		PS-701004	COUVERCLE	1	NOTE 1
1-2		PS-601006	COUVERCLE	1	NOTE 2
2		PS-601067	COMMANDE	1	
3		74400A70A00	LEVIER DE CONTROLE	1	PLUS FABRIQUE
4		PS-901664	SUPPORT	1	
5		78140	VIS	2	
6		74417-60A00	POMEAU DE LEVIER	4	
7		PS-610415	CABLE DE REGLAGE DE TEMPERATURE	1	
8		PS-610448	CABLE DE REGLAGE DE DEBIT D'AIR	1	
9		PS-910738	CABLE DE DISTRIBUTION D'AIR	1	
10		82191A80002	PASSE-CABLE	2	
11		03541-04123	VIS	2	
12		02142-0616A	VIS	1	
13		02142-06103	VIS	2	
14-1		PS-910705	ROBINET DE CHAUFFAGE	1	NOTE 3
14-2		PS-601055	ROBINET DE CHAUFFAGE	1	NOTE 4
15		08316-20063	ECROU	1	
16		74812-83001	JOINT	1	

NOTE 1: Jusqu'au VIN VSFPSW20V00101072  
NOTE 2: A partir du VIN VSFPSW20V00101073

NOTE 3: Jusqu'au VIN VSFPSW20V00101674 (plus fabriqué)  
NOTE 4: A partir du VIN VSFPSW20V00101675

FIG.97

# ANTI-SQUEAK



REF NO.	PART NO.	DESCRIPTION	Q'TY	REMARKS
1	PS-910558	ANTI-SQUEAK SHEET, NO. 1	4	
2	PS-910559	ANTI-SQUEAK SHEET, NO. 2	1	
3	PS-910560	ANTI-SQUEAK SHEET, NO. 3	8	
4	PS-910908	ANTI-SQUEAK SHEET, NO. 4	2	
5	PS-910562	ANTI-SQUEAK SHEET, NO. 5	8	
6	PS-910907	ANTI-SQUEAK SHEET, NO. 6	2	
7	PS-910990	ANTI-SQUEAK SHEET, UPPER GEAR BOX	1	
8	PS-910991	ANTI-SQUEAK SHEET, PARKING BRAKE	1	
9	PS-910992	ANTI-SQUEAK SHEET, SIDE GEAR BOX	2	
10	PS-910996	ANTI-SQUEAK SHEET, WHEEL HOUSING	38	
11	PS-911004	ANTI-SQUEAK SHEET, FENDER	10	

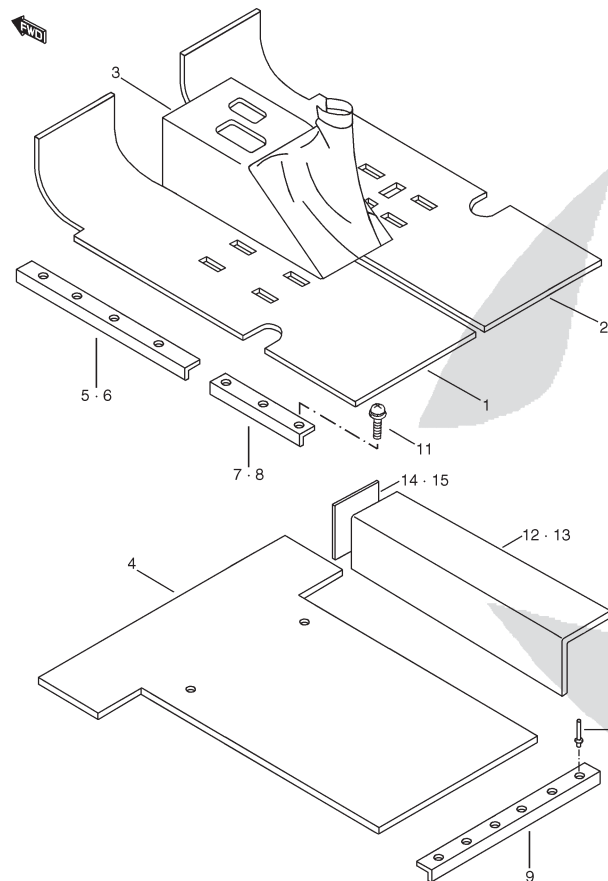
BODY

6

PS-10 (TYPE 1 / TYPE 2)

FIG.98

## FLOOR CARPET



REF NO.	PART NO.	DESCRIPTION	Q'TY	REMARKS
1	PS-911239	MAT, FRONT FLOOR LH	1	
2	PS-911240	MAT, FRONT FLOOR RH	1	
3	PS-910979	PAD, FLOOR TUNEL	1	
4	PS-911243	MAT, REAR BODY	1	
5	PS-910513	SCUFF, SIDE SILL FR LH	1	
6	PS-910514	SCUFF, SIDE SILL FR RH	1	
7	PS-910515	SCUFF, SIDE SILL RR LH	1	
8	PS-910516	SCUFF, SIDE SILL RR RH	1	
9	PS-910909	SCUFF, BACK DOOR	1	
10	06006-84C00	RIVET	6	
11	00063-85C00	SCREW	14	
12	PS-911241	MAT, RR WHEEL HOUSING LH	1	
13	PS-911242	MAT, RR WHEEL HOUSING RH	1	
14	PS-911244	MAT, COVER LH	1	
15	PS-911245	MAT, COVER RH	1	
16	PS-911084	SATIN CARDBOARD	1	NOT ILLUSTRATED

PS-10 (TYPE 1 / TYPE 2)



FIG. 99

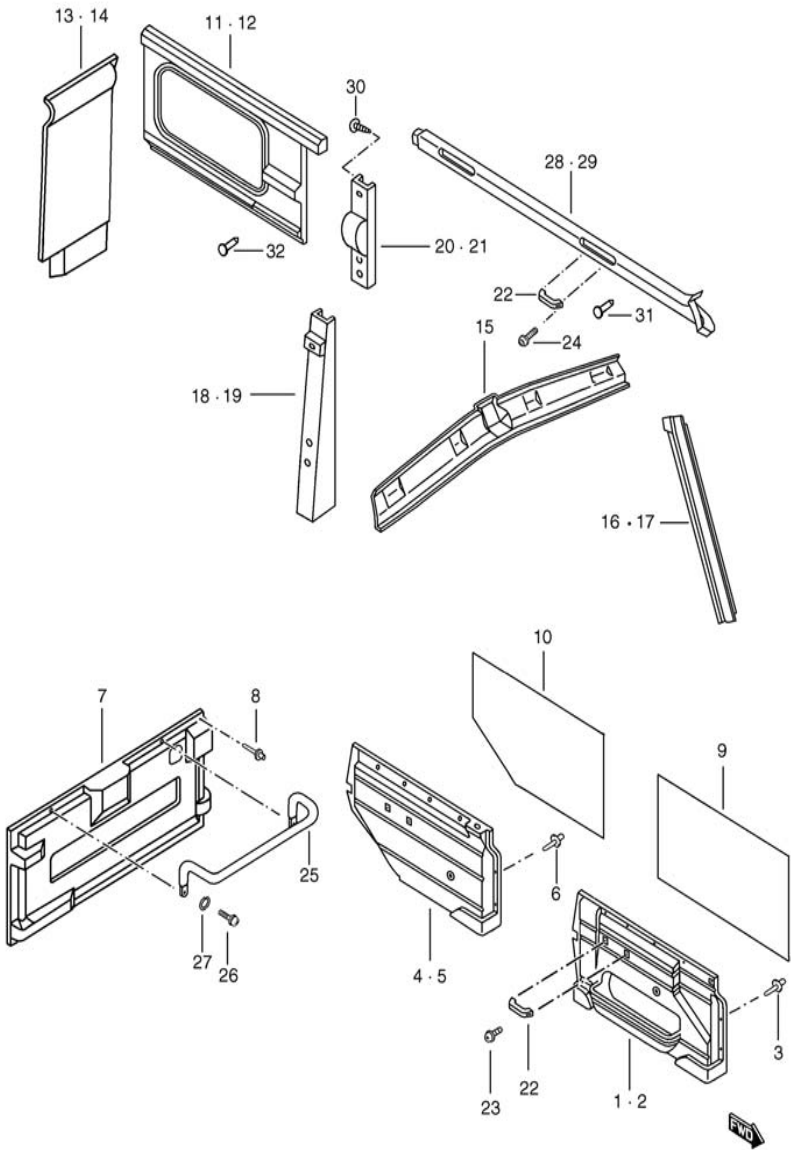


FIG.99 GARNITURES INTERIEURES

POS.NUM.	RÉFÉRENCE	DÉNOMINATION	QTY	OBSERV.
1-1	PS-910570	GARNITURE PORTE AVD	1	NOTE 1 PLUS FAB.
1-2	PS-911328	GARNITURE PORTE AVD	1	NOTE 2
2-1	PS-910569	GARNITURE PORTE AVG	1	NOTE 1 PLUS FAB.
2-2	PS-911327	GARNITURE PORTE AVG	1	NOTE 2
3	09409-07318-T01	CLIP DE FIXATION	30	
4-1	PS-910572	GARNITURE PORTE ARD	1	NOTE 1
4-2	PS-911330	GARNITURE PORTE ARD	1	NOTE 2
5-1	PS-910571	GARNITURE PORTE ARG	1	NOTE 1
5-2	PS-911329	GARNITURE PORTE ARG	1	NOTE 2
6	09409-07318-T01	CLIP DE FIXATION	26	
7-1	PS-910573	GARNITURE PORTE DE COFFRE	1	NOTE 1
7-2	PS-911331	GARNITURE PORTE DE COFFRE	1	NOTE 2
8	09409-07318-T01	CLIP DE FIXATION	15	
9	PS-910574	PANNEAU PLASTIQUE PORTE AV	2	
10	PS-910576	PANNEAU PLASTIQUE PORTE AR	2	
11	PS-910578	GARNITURE COFFRE GAUCHE	1	9 SIEGES PLUS FAB
12	PS-910579	GARNITURE COFFRE DROITE	1	9 SIEGES PLUS FAB
13	PS-910760	GARNITURE COFFRE GAUCHE	1	9 SIEGES PLUS FAB
14	PS-910760	GARNITURE COFFRE DROITE	1	9 SIEGES PLUS FAB
15-1	PS-910751	GARNITURE PARE-BRISE CENTRALE	1	NOTE 1
15-2	PS-911332	GARNITURE PARE-BRISE CENTRALE	1	NOTE 2
16-1	PS-910752	GARNITURE PARE-BRISE LAT GAUCHE	1	NOTE 1
16-2	PS-911333	GARNITURE PARE-BRISE LAT GAUCHE	1	NOTE 2
17-1	PS-910753	GARNITURE PARE-BRISE LAT DROITE	1	NOTE 1
17-2	PS-911334	GARNITURE PARE-BRISE LAT DROITE	1	NOTE 2
18-1	PS-910756	GARNITURE FIX CEINTURES AVG	1	NOTE 1
18-2	PS-911337	GARNITURE FIX CEINTURES AVG	1	NOTE 2
19-1	PS-910757	GARNITURE FIX CEINTURES AVD	1	NOTE 1
19-2	PS-911339	GARNITURE FIX CEINTURES AVD	1	NOTE 2 PLUS FAB.
20-1	PS-910767	GARNITURE FIX CEINTURES ARG	1	NOTE 1
20-2	PS-911343	GARNITURE FIX CEINTURES ARG	1	NOTE 2
21-1	PS-910768	GARNITURE FIX CEINTURES ARD	1	NOTE 1
21-2	PS-911344	GARNITURE FIX CEINTURES ARD	1	NOTE 2
22	PS-910702	POIGNEE DE MAINTIENT	7	
23	02112-0516A	VIS	8	
24	PS-000067	VIS	6	
25	MUC1402	POIGNEE DE PORTE DE COFFRE	1	
26	02112-0620A	VIS	2	
27	08321-3106A	RONDELLE GROWER	2	
28-1	PS-910754	GARNITURE LATERALE GAUCHE	1	NOTE 1
28-2	PS-911335	GARNITURE LATERALE GAUCHE	1	NOTE 2
29-1	PS-910755	GARNITURE LATERALE DROITE	1	NOTE 1
29-2	PS-911336	GARNITURE LATERALE DROITE	1	NOTE 2
30	09409A10303	CLIP GARN FIX CEINT AR	6	
31	59934-85C00-5ES	CLIP POIGNEE	2	
32	59934-85C00-5ES	CLIP GARNITURE COFFRE	6	9 SIEGES

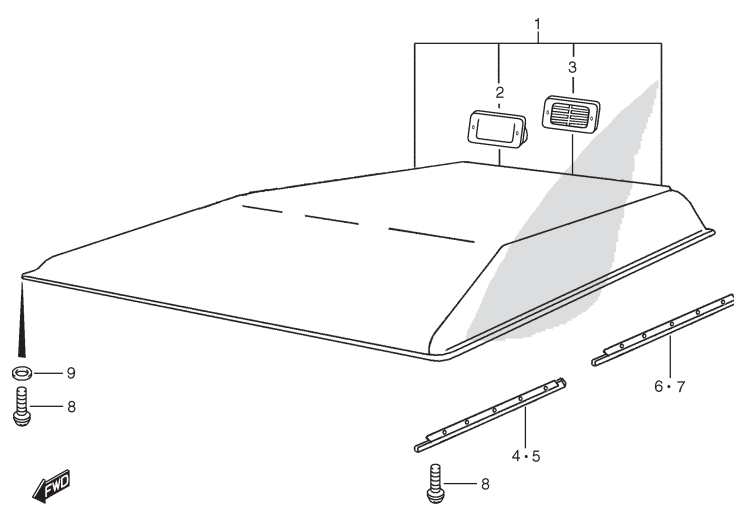
NOTE 1 : Jusqu'au VIN n° VSFPSW20V00100482

NOTE 2 : A partir du VIN n° VSFPSW20V00100483

FIG.100

ROOF PANEL

REF NO.	PART NO.	DESCRIPTION	Q'TY	REMARKS
1	PS-901629	PANEL ASSY, ROOF	1	
2	PS-910947	AIR INLET	2	
3	PS-910946	.GRILLE, AIR INLET	2	
4	730017	RAIL, FR DOOR LH	1	
5	730018	RAIL, FR DOOR RH	1	
6	737931	RAIL, SIDE DOOR RR RH	1	
7	737930	RAIL, SIDE DOOR RR LH	1	
8	PS-000065	SCREW, ROOF	44	
9	09160-06107	PLAIN WASHER	30	



PS-10 (TYPE 1 / TYPE 2)

FIG.101

## GARNISH / SPLASH GUARD

REF NO.	PART NO.	DESCRIPTION	Q'TY	REMARKS
1	PS-901204	WIDE, FRONT LH	1	
2	PS-901205	WIDE, FRONT RH	1	
3	02142-06205	BOLT	14	
4	77533-85C00	SELF-ADHESIVE	28	
5	79075	CUSHION	4	
6	03141-05203	BOLT	8	
7	PS-911058	MOLDING, SIDE LH	1	
8	PS-911059	MOLDING, SIDE RH	1	
9	02112-06203	BOLT	20	M6
10	PS-901206	WIDE, REAR LH	1	
11	PS-901207	WIDE, REAR RH	1	
12	02142-06205	BOLT	20	
13	77533-85C00	SELF-ADHESIVE	44	
14	79075	CUSHION	6	
15	03141-05203	BOLT	6	

PS-10 (TYPE 1 / TYPE 2)

BODY

6

FIG.102

SPARE TIRE

REF NO.	PART NO.	DESCRIPTION	Q'TY	REMARKS
1	PS-901237	CARRIER ASSY, SPARE TIRE	1	
2	09320B06014	CUSHION, SPARE TIRE	3	
3	02112-06203	SCREW, CUSHION	3	
4	01500-10253	BOLT	4	
5	08321A31103	SPRING WASHER	4	
6	09160-10119	PLAIN WASHER	4	

NP

PS-10 (TYPE 1 / TYPE 2)

FIG.103

## DOOR STOPPER

REF NO.	PART NO.	DESCRIPTION	Q'TY	REMARKS
1	PS-901497	STOPPER ASSY, DOOR OPEN	4	
2	01550-08203	BOLT	4	
3	08322-01053	PLAIN WASHER	8	
4	08310-00053	NUT	8	
5	346878	STOPPER ASSY, RR DOOR OPEN	1	
6	01550-06203	BOLT	2	
7	MUC4471	LEVER, DOOR OPEN STOPPER	1	
8	PS-911016	PIN, STOP BODY	1	
9	3899	WASHER	1	
10	08322A11058	CLIP	1	
11	MUC4545	CUSHION	1	
12	MUC4544	CUSHION	1	

PS-10 (TYPE 1 / TYPE 2)

BODY

6

FIG. 104

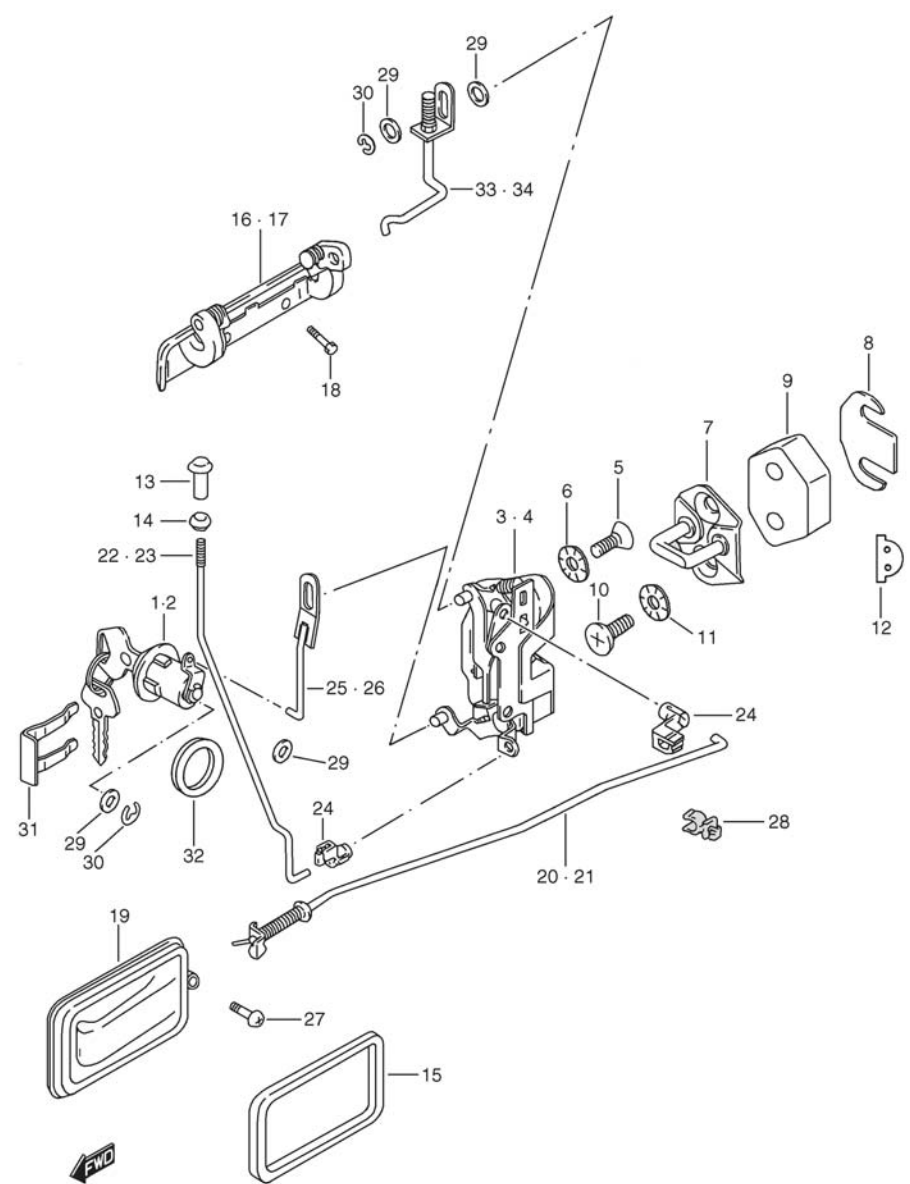


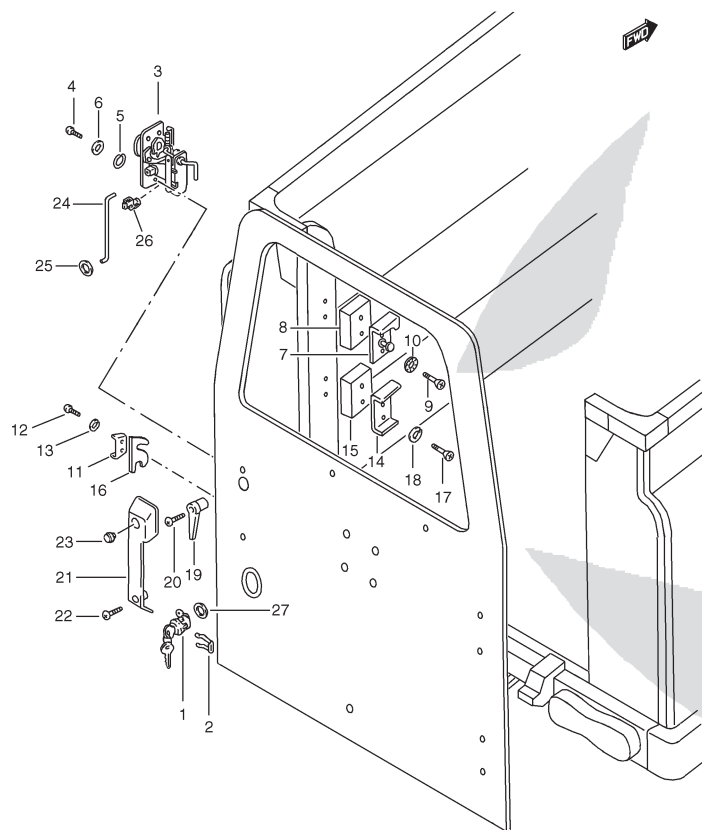
FIG.104 SERRURES DE PORTES AVANT

POS.NUM.	RÉFÉRENCE	DÉNOMINATION	QTY	OBSERV.
1	PS-911070	CYLINDRE PORTE AVG	1	
2	PS-911071	CYLINDRE PORTE AVD	1	
3	PS-903745	SERRURE AVG	1	
4	PS-903746	SERRURE AVG	1	
5	02122-0612A	VIS	6	
6	08323-3106A	RONDELLE	6	
7	82610A85001	PÊNE SERRURE	2	
8	82681-80100	CALE	AR	
9	PS-910657	CALE NYLON	2	
10	PS-000010	VIS	4	
11	09163C08002	RONDELLE	4	
12	50104-00000	PROTECTION	2	
13	78241-60002	BOUTON DE VERROUILLAGE	2	
14	78242B61000	PASSAGE BOUTON	2	
15	PS-910732	ENJOLIVEUR DE POIGNE INT	2	
16	PS-903613	POIGNEE PORTE EXT. GAUCHE	1	
17	PS-903614	POIGNEE PORTE EXT. DROITE	1	
18-1	PS-000052	VIS	4	NOTE 1
18-2	03141-0516A	VIS	4	NOTE 2
19	PS-910728	POIGNEE DE PORTE INTERIEURE	2	
20	PS-912990	TRINGLE SERRURE GAUCHE	1	
21	PS-912989	TRINGLE SERRURE DROITE	1	
22	PS-912991	TRINGLE VERROUILLAGE GAUCHE	1	
23	PS-912992	TRINGLE VERROUILLAGE DROIT	1	
24	09209-05016	AGRAFE	4	
25	PS-903158	TRINGLE CONTROLE GAUCHE	1	
26	PS-903159	TRINGLE CONTROLE DROITE	1	
27	PS-000205	VIS	2	
28	83271-63D10	AGRAFE	2	
29	09161A06008	RONDELLE PLEINE	8	
30	08332A1105A	CLIP	4	
31	PS-913181	FIXATION DU CYLINDRE	2	
32	PS-020025	RONDELLE	2	
33	PS-901765	TRINGLE DE POIGNEE GAUCHE	1	
34	PS-901764	TRINGLE DE POIGNEE DROITE	1	PLUS FABRIQUE

NOTE 1 : Jusqu'au VIN n° VSFP20V00100766  
NOTE 2 : A partir du VIN n° VSFP20V00100767

FIG.105

## REAR DOOR LOCK

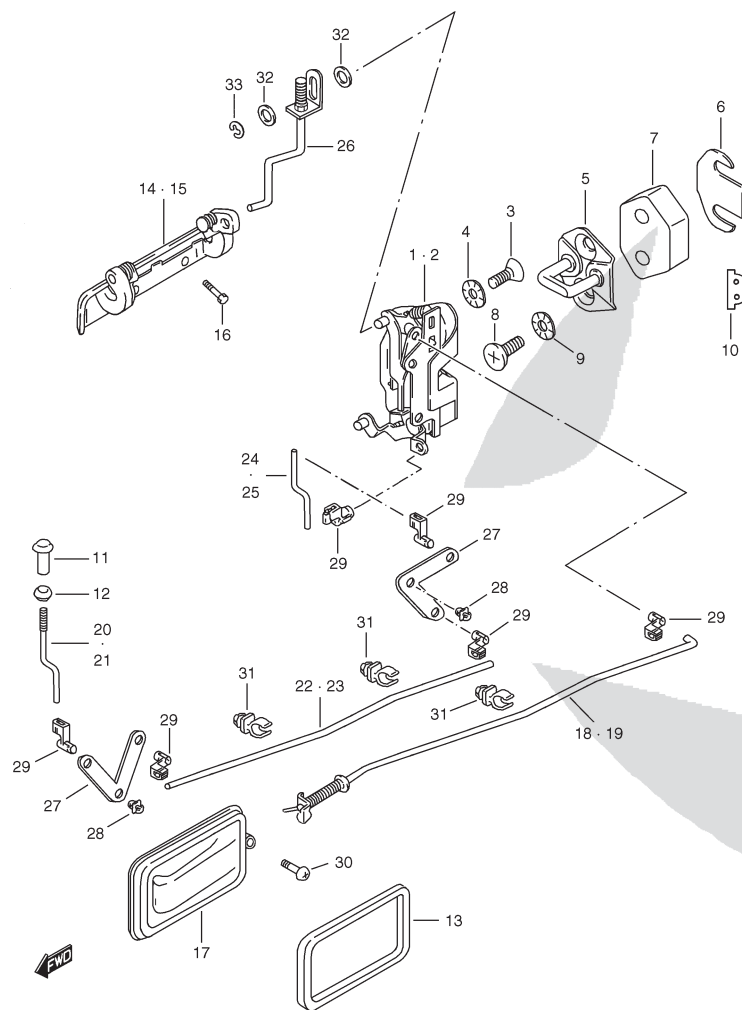


REF NO.	PART NO.	DESCRIPTION	Q'TY	REMARKS
1	PS-911072	CYLINDER SET, LOCK	1	
2	PS-910448	CLIP	1	
3	PS-901490	LATCH ASSY, BACK DOOR	1	
4	02112-06123	BOLT	3	
5	08321-31063	SPRING WASHER	3	
6	09160-84C00	PLAIN WASHER	3	
7	77810-60021	STRIKER, DOOR LOCK	1	
8	PS-910420	SPACER	1	
9	PS-000010	BOLT	2	
10	09163C08002	WASHER	2	
11	78251-68201	STOP MALE, BACK DOOR	1	
12	02112-06163	BOLT	2	
13	08321-31063	SPRING WASHER	2	
14	78261-68201	STOP FEMALE, BACK DOOR	1	
15	PS-910706	CUSHION	1	
16	77891-63100	SPACER, STOP MALE	AR	
17	01550-06403	BOLT	2	
18	08321-31063	SPRING WASHER	2	
19	82591-80060	HANDLE, LOCK	1	
20	02112-06123	BOLT	1	
21	82592-80060	COVER, BACK DOOR HANDLE	1	
22	02112-06123	BOLT, COVER	2	
23	09250-14006	CAP	1	
24	PS-901626	ROD, BACK DOOR LATCH	1	
25	09161A06008	PLAIN WASHER	2	
26	08332A11068	CLAMP	1	
27	PS-911177	WASHER	1	

PS-10 (TYPE 1 / TYPE 2)

FIG.106

## SIDE DOOR LOCK



REF NO.	PART NO.	DESCRIPTION	Q'TY	REMARKS
1	PS-901657	LATCH ASSY, DOOR LH	1	
2	PS-901658	LATCH ASSY, DOOR RH	1	
3	02122-06123	BOLT	6	
4	08323-31063	WASHER	6	
5	82610A85001	STRIKER ASSY, LOCK	2	
6	82681-80100	SPACER	AR	
7	PS-910657	NYLON SPACER	2	
8	PS-000010	BOLT	4	
9	09163C08002	WASHER	4	
10	50104-00000	PROTECTOR, LATCH	4	
11	78241A60002	KNOB, INR LOCK	2	
12	78242B61000	CAP, LOCK KNOB	2	
13	PS-910732	CASE, HANDLE	2	
14	PS-910730	HANDLE, DOOR LH	1	
15	PS-910731	HANDLE, DOOR RH	1	
16	PS-000052	BOLT	4	
17	PS-910728	HANDLE, INR	2	
18	PS-910485	ROD, HANDLE LH	1	
19	PS-910486	ROD, HANDLE RH	1	
20	PS-910488	ROD, SAFETY LOCK LH	1	
21	PS-910487	ROD, SAFETY LOCK RH	1	
22	PS-910490	ROD, LONG SAFETY LOCK LH	1	
23	PS-910489	ROD, LONG SAFETY LOCK RH	1	
24	PS-910492	ROD, CONTROL LH	1	
25	PS-910491	ROD, CONTROL RH	1	
26	PS-901509	ROD ASSY, HANDLE	2	
27	PS-910495	PLATE, ROD SAFETY LOCK	4	
28	83261-56B00	CLAMP	4	
29	09209-05016	CLAMP	12	
30	PS-000054	BOLT	2	
31	83271-63D10	CLAMP	6	
32	09161A06008	PLAIN WASHER	4	
33	08332A11058	CLAMP	2	

PS-10 (TYPE 1 / TYPE 2)

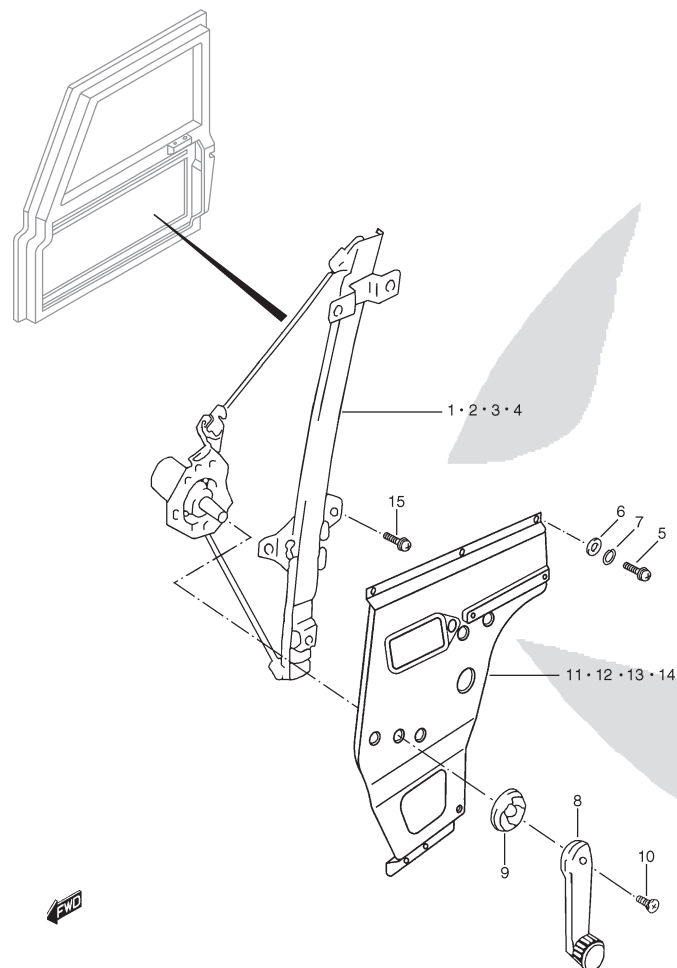
BODY

6



FIG.107

## DOOR REGULATOR

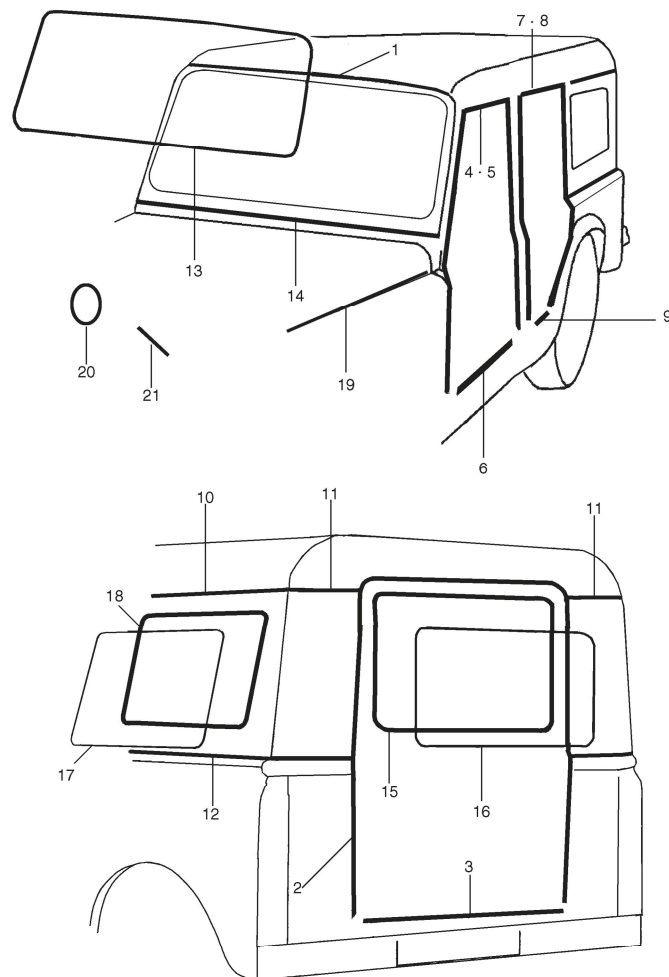


REF NO.	PART NO.	DESCRIPTION	Q'TY	REMARKS
1	PS-901388	REGULATOR ASSY, FR WINDOW LH	1	
2	PS-901389	REGULATOR ASSY, FR WINDOW RH	1	
3	PS-901405	REGULATOR ASSY, RR WINDOW LH	1	
4	PS-901406	REGULATOR ASSY, RR WINDOW RH	1	
5	03141-04083	SCREW	20	
6	09160-84C00	PLAIN WASHER	20	
7	08321A31063	SPRING WASHER	20	
8	PS-910544	HANDLE, REGULATOR	4	
9	PS-910543	CAP, HANDLE	4	
10	02112-05163	SCREW	4	
11	PS-901370	HOLDER ASSY, FR REGULATOR LH	1	
12	PS-901371	HOLDER ASSY, FR REGULATOR RH	1	
13	PS-901372	HOLDER ASSY, RR REGULATOR LH	1	
14	PS-901373	HOLDER ASSY, RR REGULATOR RH	1	
15	03141-04083	SCREW	20	

BODY

6

PS-10 (TYPE 1 / TYPE 2)

**FIG.108**
**WEATHER STRIP**


REF NO.	PART NO.	DESCRIPTION	Q'TY	REMARKS
1	PS-910801	WEATHERSTRIP, ROOF	1	
2	PS-911047	WEATHERSTRIP, RR DOOR	1	
3	PS-910707	RUBBER, RR DOOR	1	
4	201875	WEATHERSTRIP, FR DOOR LH	1	
5	201876	WEATHERSTRIP, FR DOOR RH	1	
6	PS-910703	WEATHERSTRIP, FR DOOR	2	
7	203193	WEATHERSTRIP, CENTER DOOR LH	1	
8	203194	WEATHERSTRIP, CENTER DOOR RH	1	
9	PS-910704	WEATHERSTRIP, CENTER DOOR	2	
10	PS-910305	RUBBER, UPPER SIDE ROOF	2	
11	PS-910998	RUBBER, SIDE RR ROOF	2	
12	PS-910304	RUBBER, LOWER SIDE BOX	2	
13	PS-910664	WEATHERSTRIP, WINDSHIELD	1	
14	PS-910802	WEATHERSTRIP, WINDSHIELD	1	
15	PS-910920	WEATHERSTRIP, RR WINDOW	1	
16	PS-910919	WEATHERSTRIP, WINDOW	1	
17	150958	WEATHERSTRIP, WINDOW	2	
18	150957	RUBBER, SIDE WINDOW	2	
19	PS-910700	WEATHERSTRIP, FR FENDER	2	
20	PS-911005	PROTECTOR, AIR CLEANER	1	
21	PS-911006	PROTECTOR, HOOD LATCH RELEASE	1	

BODY

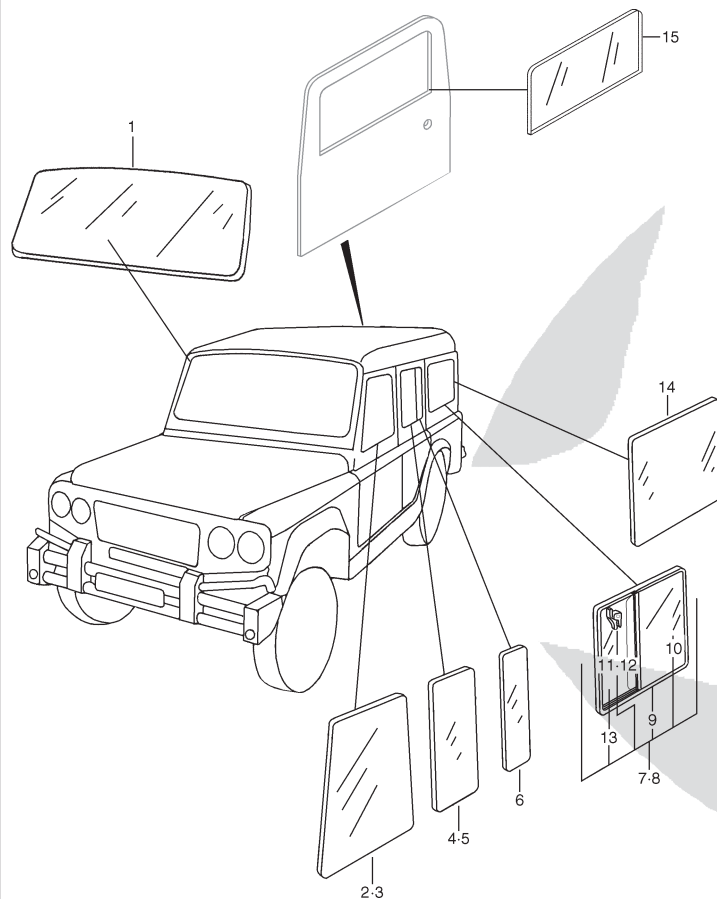
6

PS-10 (TYPE 1 / TYPE 2)

FIG.109

## WINDOW GLASS

REF NO.	PART NO.	DESCRIPTION	Q'TY	REMARKS
1	PS-910001	GLASS, WINDSHIELD	1	
2	PS-911049	GLASS, FR DOOR WINDOW LH	1	
3	PS-911048	GLASS, FR DOOR WINDOW RH	1	
4	PS-911051	GLASS, SIDE WINDOW RR LH	1	
5	PS-911050	GLASS, SIDE WINDOW RR RH	1	
6	PS-910602	FIXED GLASS	2	
7	PS-901611	WINDOW ASSY, SIDE RR LH	1	LUXURY
8	PS-901612	WINDOW ASSY, SIDE RR RH	1	LUXURY
9	A901611-002	.FRAME ASSY, SIDE RR LH AND RH	2	LUXURY
10	A901611-000	.FIXED GLASS, LH AND RH	2	LUXURY
11	A901611-003	.LOCK ASSY, LH	1	LUXURY
12	A901612-004	.LOCK ASSY, RH	1	LUXURY
13	A901611-001	.SLIDING GLASS, LH AND RH	2	LUXURY
14	PS-910910	GLASS, SIDE WINDOW RR	2	STANDARD
15	PS-910918	GLASS, RR DOOR	1	



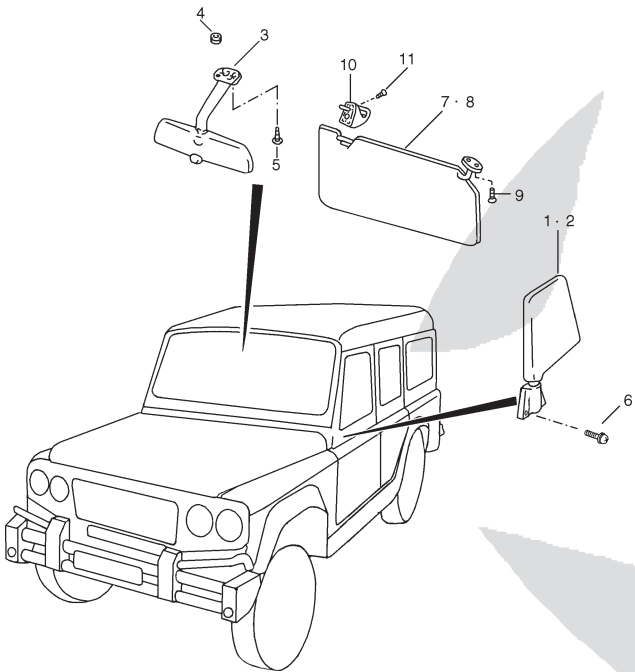
PS-10 (TYPE 1 / TYPE 2)

BODY

6

FIG.110

MIRROR / SUNVISOR



REF NO.	PART NO.	DESCRIPTION	Q'TY	REMARKS
1	PS-901105	MIRROR ASSY, OUTER RR VIEW LH	1	
2	PS-901104	MIRROR ASSY, OUTER RR VIEW RH	1	
3	737778	MIRROR ASSY, INR RR VIEW	1	
4	86124-85C00	CAP	2	
5	02122-05203	SCREW	2	
6	02112-05163	SCREW	8	
7	PS-901470	SUNVISOR ASSY, LH	1	
8	PS-901471	SUNVISOR ASSY, RH	1	
9	09127-05016	SCREW, SUNVISOR	4	
10	84851-60B00-6GS	HOLDER, SUNVISOR	2	
11	03211-05163	BOLT, HOLDER	2	

PS-10 (TYPE 1 / TYPE 2)

FIG. 111

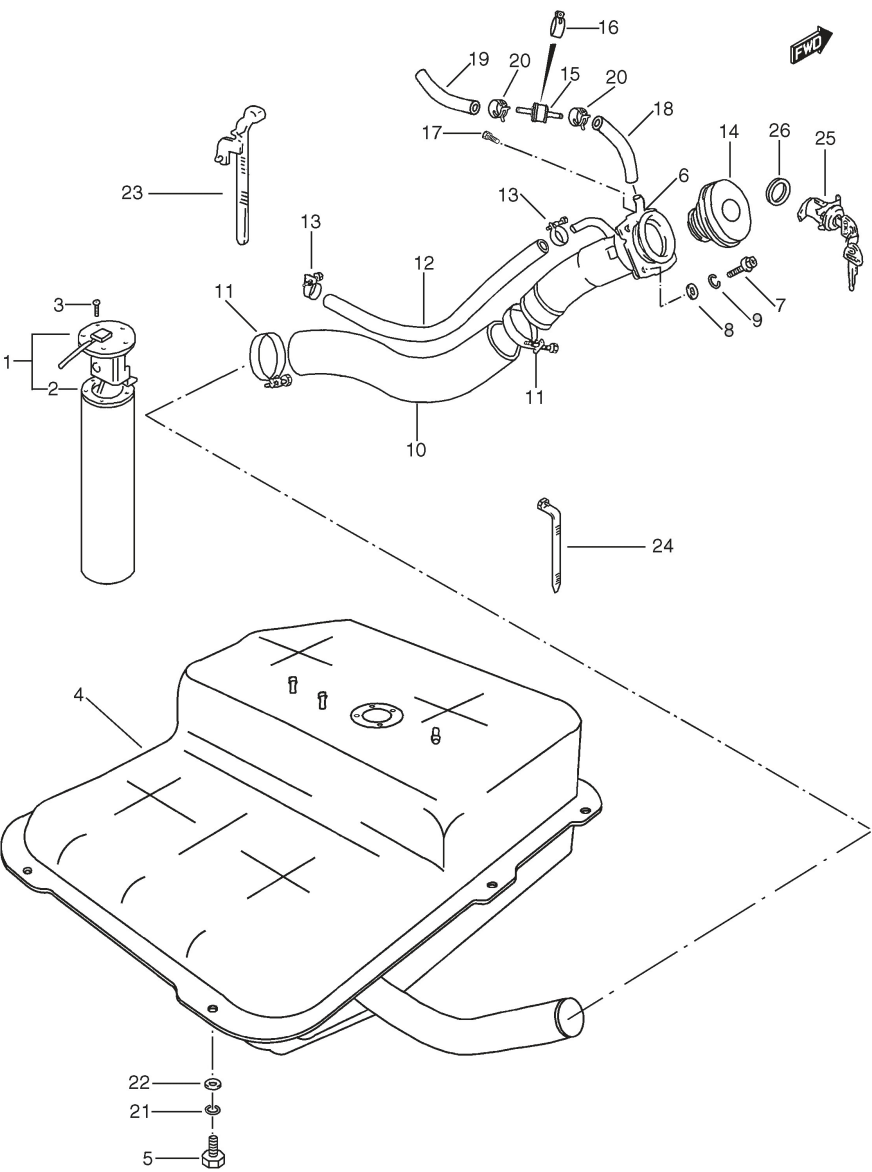


FIG.111 RÉSERVOIR À CARBURANT

POS.NUM.	RÉFÉRENCE	DÉNOMINATION	QTY	OBSERV.
1	PS-610827	JAUGE A CARBURANT	1	
2	A610009-000	JOINT	1	
3	02112-0512A	VIS	5	
4	PS-701158	RÉSERVOIR	1	note 1
5	01500-10303	VIS	6	
6	PS-701001	TUBE DE REMPLISSAGE HAUT	1	
7	313858	VIS	3	
8	189484	RONDELLE	3	
9	3073	RONDELLE RESSORT	3	
10-1	PS-710099	TUBE DE REMPLISSAGE BAS	1	note 2
10-2	PS-710189	TUBE DE REMPLISSAGE BAS	1	note 3
11	08003-00000	COLLIER	2	
12	PS-710003	TUBE DE PRISE D'AIR	1	
13	08012-86CA0	COLLIER	2	
14	PS-701062	BOUCHON DE RESERVOIR	1	
15	85451-75100	VALVE 2 VOIES	1	
16	09403A23401	COLLIER VALVE 2 VOIES	1	
17	03141-06123	VIS	1	
18	09344-05042	TUBE DE PRISE D'AIR	1	
19	09344-05040	TUBE	1	
20	08014-84C50	COLLIER	3	
21	08321A31103	RONDELLE RESSORT	6	
22	08322-11103	RONDELLE	6	
23	36990-56B00	COLLIER	1	
24	36990-85C01	COLLIER	1	
25	PS-710028	CYLINDRE ET CLEF	1	
26	09280-14011	JOINT	1	

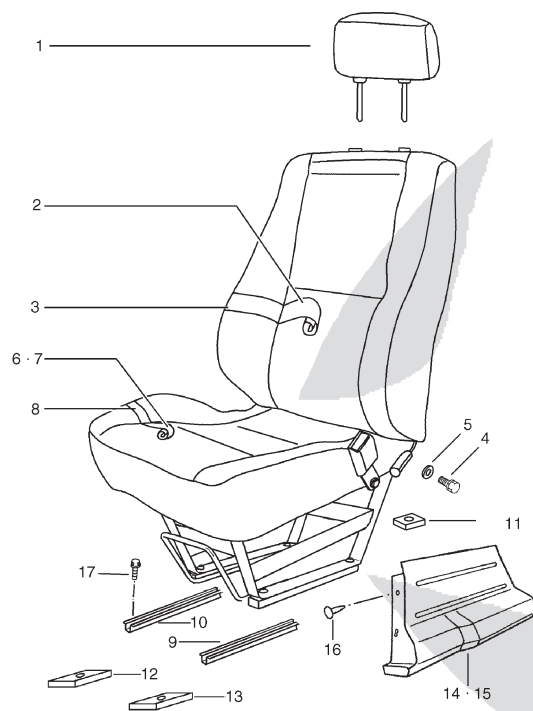
Note 1 : si vous remplacez votre réservoir avec cette référence pour la première fois, vous devez aussi remplacer la position 10 par la référence PS-710189.

Note 2 : Monte d'origine incompatible avec le nouveau réservoir PS-701158.

Note 3 : Nouveau modèle incompatible avec les anciens réservoirs.

FIG.112

## FRONT SEAT



REF NO.	PART NO.	DESCRIPTION	Q'TY	REMARKS
1	PS-901503	HEADRESTRAINT ASSY	2	
2	A901502-003	COVER ASSY, BACK	2	
3	A901502-002	BACK SUB ASSY	2	
4	A901502-004	LEVER, ADJUSTER	8	
5	A901502-005	WASHER	8	
6	A901502-000	COVER ASSY, CUSHION LH	1	
7	A901501-000	COVER ASSY, CUSHION RH	1	
8	A901502-001	CUSHION SUB ASSY, FR	2	
9	PS-901504	ADJUSTER, OUTER	2	
10	PS-901505	ADJUSTER, INNER	2	
11	PS-910917	FIXING PLATE	4	
12	PS-910803	SPACER, SEAT INR	4	
13	PS-910804	SPACER, SEAT OUTER	4	
14	PS-910744	COVER, SEAT OUTER LH	1	
15	PS-910745	COVER, SEAT INR RH	1	
16	09409A10303	CLAMP	8	
17	PS-000049	BOLT	4	

BODY

6

PS-10 (TYPE 1 / TYPE 2)

FIG. 113

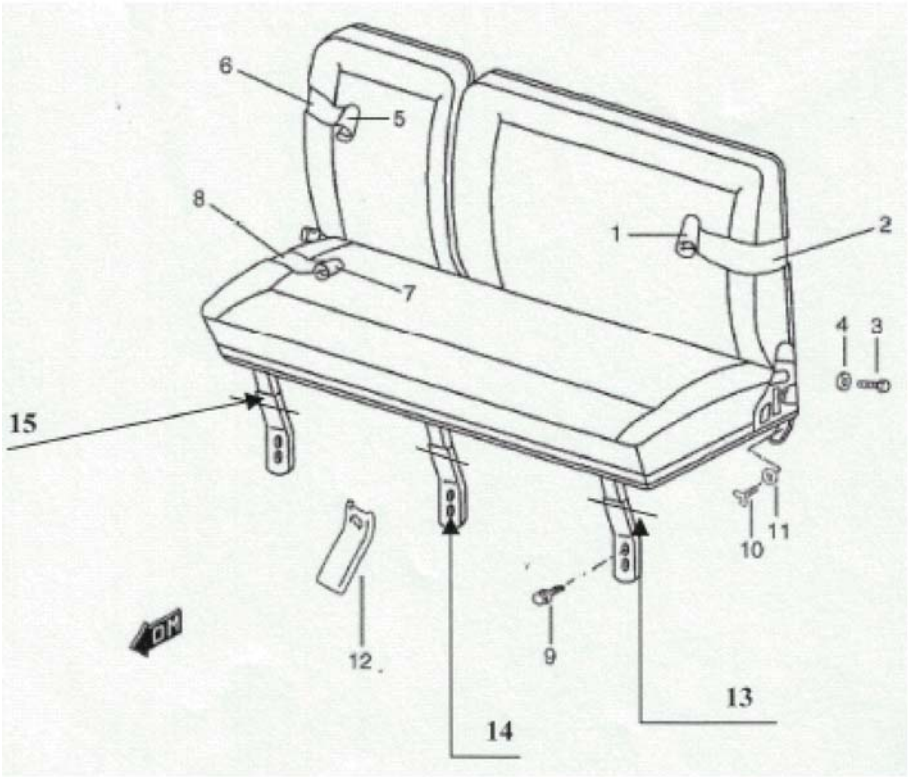


FIG.113 BANQUETTE CENTRALE

POS.NUM.	RÉFÉRENCE	DÉNOMINATION	QTY	OBSERV.
1	A901090-000	HOUSSE DE DOSSIER	1	2/3
2	A901090-001	DOSSIER	1	2/3
3	A901090-002	VIS	6	
4	A901090-003	RONDELLE	6	
5	A901090-004	HOUSSE DE DOSSIER	1	1/3
6	A901090-005	DOSSIER	1	1/3
7	A901090-006	HOUSSE D'ASSISE	1	
8	A901090-007	ASSISE DE BANQUETTE	1	
9	01550-08203	VIS	6	
10	09119A06007	VIS PAPILLON	2	
11	09160-84C00	RONDELLE	2	
12	87001C83300	CACHE	2	
13	791141	FIXATION RAPIDE	3	
14	791142	CHARNIERE	3	
15	791143	JAMBE DE FIXATION	3	

FIG.114

## SIDE REAR SEAT Pour usage terrain privé uniquement

REF NO.	PART NO.	DESCRIPTION	Q'TY	REMARKS
1	A901376-000	COVER ASSY, BACK	2	
2	A901376-001	BACK SUB ASSY	2	
3	A901376-002	COVER ASSY, CUSHION	2	
4	A901376-003	SCUMS CUSHIONS	2	
5	A901376-004	BOLT	4	
6	A901376-005	WASHER	8	
7	A901376-006	NUT	4	
8	A901376-007	BOLT	4	
9	A901376-008	WASHER	8	
10	A901376-009	NUT	4	
11	01550-06163	BOLT	4	
12	09160-06074	PLAIN WASHER	4	

PS-10 (TYPE 1 / TYPE 2)

BODY

6



FIG. 115

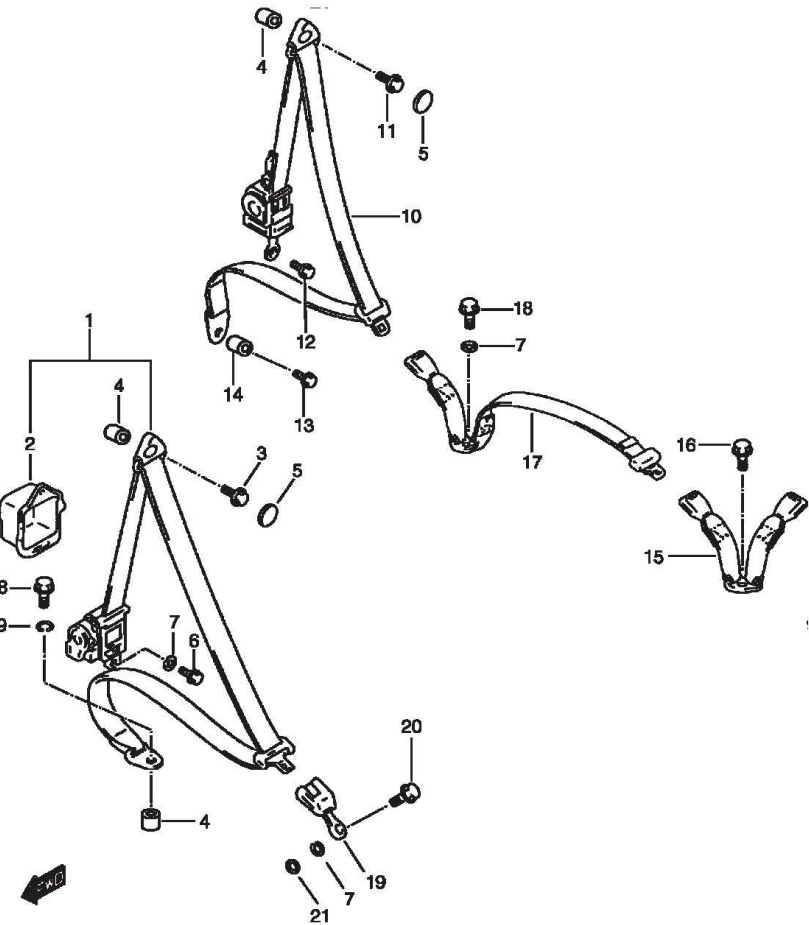


FIG.115 CEINTURES DE SECURITE

POS.NUM.	RÉFÉRENCE	DÉNOMINATION	QTY	OBSERV.
1	PS-903585	CEINTURE DE SECURITE AVANT	2	
2	84922-84C00	COUVERCLE	2	Plus fab.
3	84951-85C00	VIS	2	
4	84956-85C30	CALE (HAUT)	6	
5	84962-85C00	BOUCHON	6	
6	84951-84C00	VIS	2	
7	02014-00000	RONDELLE RESSORT	6	
8	84951-84C00	VIS	2	
9	02013-00000	RONDELLE RESSORT	2	
10	PS-903586	CEINTURE DE SECURITE ARRIERE	2	
11	84951-85C00	VIS (HAUT)	2	
12	84956-84C00	VIS	2	
13	84951-85C10	VIS (BAS)	2	
14	84933-85C00	CALLE	4	
15	PS-903587	BOUCLE GAUCHE	1	
16	PS-000055	VIS	2	
17	PS-903588	BOUCLE DROITE ET CEINTURE CENTRALE	1	
18	PS-000055	VIS	1	
19	PS-902569	BOUCLE (AVANT)	2	
20	84951-85C30	VIS	2	
21	84936-56B70	RONDELLE	2	Plus fab.

FIG.116

## DOOR GLASS RUN

REF NO.		PART NO.	DESCRIPTION	Q'TY	REMARKS
1		MUC4071	RUN, DOOR GLASS FR	2	
2		MTC8468	RUN, DOOR GLASS UPPER	2	
3		MUC4072	RUN, DOOR GLASS RR	2	
4		MUC4073	PAD, FR	AR	
5		201233	PAD, FR TRIM LH	1	
6		201234	PAD, FR TRIM RH	1	
7		201237	PAD, UPPER TRIM	2	
8		MUC3285	PAD, GLASS RR	AR	
9		201643	PAD, RR TRIM	2	
10		201647	PAD, FR CORNER TRIM	2	
11		201235	PAD, RR CORNER TRIM	2	
12		AC606031	BOLT	22	
13		MTC8474	WEATHERSTRIP, OUTER	2	
14		MTC8473	WEATHERSTRIP, INNER	2	
15		PS-901512	CHANNEL ASSY, DOOR GLASS LH	1	
16		PS-901513	CHANNEL ASSY, DOOR GLASS RH	1	
17		01550-06123	BOLT	4	
18		83691-60A00	RUBBER, BOTTOM CHANNEL	2	
19		78861-78400	SASH	2	
20		83691-60A00	RUBBER, BOTTOM CHANNEL	2	
21		MUC4072	RUN, DOOR GLASS FR	2	
22		MTC8472	RUN, DOOR GLASS RR	2	
23		MTC8471	CHANNEL, DOOR TOP	2	
24		201643	PAD, TRIM	4	
25		201235	PAD, CORNER TRIM	4	
26		204163	PAD, UPPER TRIM	2	
27		MUC3285	PAD, GLASS FR	2	
28		MUC4073	PAD, GLASS FR	2	
29		MUC3492	CHANNEL, DIVIDER LH	1	
30		MUC3493	CHANNEL, DIVIDER RH	1	

BODY

6

PS-10 (TYPE 1 / TYPE 2)

FIG.116

## DOOR GLASS RUN

		REF NO.	PART NO.	DESCRIPTION	Q'TY	REMARKS
		31	MTC8791	CHANNEL, FIXED GLASS	2	
		32	MTC8790	CHANNEL, FIXED GLASS UPPER	2	
		33	AC606031	BOLT	16	
		34	AC606031	BOLT	2	
		35	MUC1605	WEATHERSTRIP, OUTER LH	1	
		36	MUC1604	WEATHERSTRIP, OUTER RH	1	
		37	02142-06163	BOLT	4	
		38	MUC1322	WEATHERSTRIP, INR LH	1	
		39	MUC1322	WEATHERSTRIP, INR RH	1	
		40	PS-901797	STAY ASSY, FIXED GLASS	2	
		41	08321-31063	SPRING WASHER	4	
		42	09160-84C00	PLAIN WASHER	4	
		43	02112-05103	BOLT	4	
		44	PS-901757	CHANNEL ASSY, DOOR GLASS	2	
		45	08321A31063	SPRING WASHER	4	
		46	08322-01063	PLAIN WASHER	4	
		1				
		2				
		3				
		4				
		5				
		6				

PS-10 (TYPE 1 / TYPE 2)

FIG.117

## SILENCER

REF NO.	PART NO.	DESCRIPTION	Q'TY	REMARKS
1	PS-910763	SILENCER, <b>CENTER</b> FLOOR FR DRV	1	
2	PS-911011	SILENCER, FR SIDE FLOOR DRV LH	1	
3	PS-911010	SILENCER, FR SIDE FLOOR DRV RH	1	
4	PS-910764	SILENCER, CENTER FLOOR FR PSSG	1	
5	PS-911009	SILENCER, FR SIDE FLOOR PSSG LH	1	
6	PS-911008	SILENCER, FR SIDE FLOOR PSSG RH	1	
7	PS-910555	SILENCER, FR HOOD	1	
8	50063-00000	CLIP	17	
9	08310-00063	NUT, GEAR BOX TUNNEL	11	
10	09160-06088	PLAIN WASHER	11	
11	PS-911013	SILENCER, FLOOR GEAR BOX TUNNEL	1	NOT ILLUSTRATED
12	PS-911014	SILENCER, FR SIDE FLOOR RH	1	NOT ILLUSTRATED
13	PS-911015	SILENCER, FR SIDE FLOOR LH	1	NOT ILLUSTRATED
14	PS-911038	SHEET, TUNNEL SIDE	4	NOT ILLUSTRATED
15	PS-911039	SHEET, TUNNEL FR	1	NOT ILLUSTRATED
16	PS-911040	SHEET, TUNNEL INR	1	NOT ILLUSTRATED
17	PS-911041	SHEET, TUNNEL RR	1	NOT ILLUSTRATED

BODY

6

PS-10 (TYPE 1 / TYPE 2)

FIG.118

MAYOR UNITS

REF NO.	PART NO.	DESCRIPTION	Q'TY	REMARKS
1- 1	PS-101002	ENGINE ASSY	1	TYPE 1
1- 2	PS-101016	ENGINE ASSY	1	TYPE 2
2- 1	A101002-000	STRIPPED ENGINE ASSY	1	TYPE 1
2- 2	A101016-000	STRIPPED ENGINE ASSY	1	TYPE 2
3	791054	GEAR BOX ASSY	1	
4	791010	TRANSFER BOX ASSY	1	
5	PS-301015	DIFFERENTIAL ASSY, FR	1	
6	PS-301009	DIFFERENTIAL ASSY, RR	1	

MAYOR  
UNITS

BODY

6

PS-10 (TYPE 1 / TYPE 2)



# PARTS NUMBER INDEX

PARTS NUMBER INDEX

7

PS-10 (TYPE 1 / TYPE 2)

PART. NO	FIG. NO	-REF. NO	PART. NO	FIG. NO	-REF. NO	PART. NO	FIG. NO	-REF. NO
0			01500-12553	72	5	02013-00000	92	3
			01550-06123	48	16		115	9
				56	6	02014-00000	115	7
				56	8	02040-84C00	49	52
				81	5	02046-00000	72	7
00000A00101	60	4		83	5	02057-86CA0	79	6
	60	5		91	12	02112-05103	59	4
	60	7		116	17		116	43
	60	8	01550-06163	39	5	02112-05163	99	23
00000A01225	78	3		52	22		107	10
00000A01227	77	2		58	18		110	6
	78	2		91	11	02112-06123	88	37
00009-00000	43	47		95	12		91	3
00063-85C00	98	11		114	11		93	3
01104-06256	75	22	01550-06203	36	2		105	4
01107-06206	76	32		76	46		105	20
01107-08163	32	10		103	6		105	22
	41	3	01550-06303	37A	5	02112-06163	105	12
	76	41		43	12	02112-06203	34	19
01107-10403	88	32	01550-06403	37A	3		73	15
01411-06203	49	37		76	30		94	5
	51	37		105	17		99	26
01411-08203	51	6	01550-08123	61	35		101	9
01500-06123	64	19		66	4		102	3
	82	16		68	4	02122-05203	110	5
	83	6	01550-08203	39	4	02122-06123	104	5
	83	7		52	11		106	3
01500-06163	62	3		73	16	02142-04103	79	3
	64	22		74	11	02142-06103	96	13
	71	21		76	38	02142-06163	56	28
	82	3		79	9		56	40
	82	4		84	2		83	14
	83	8		88	21		92	15
01500-06403	34	11		103	2		92	16
01500-08203	34	14- 2		113	9		96	12
	71	16	01550-08253	45	12		116	37
	76	36		52	25	02142-06205	101	3
	83	11		75	25		101	12
	85	12	01550-08353	35	15	02142-06353	56	50
	92	8	01550-08503	53	14	021440	41	32
01500-08253	41	19	01550-08553	53	13	02162-05123	56	3
	71	10	01550-10123	56	43		56	15
	71	13	01550-10203	39	13		56	23
	79	4		39	16		82	15
01500-08303	41	7	01550-10253	36	5		111	3
01500-10253	92	2		37	3	03112-04203	71	8
	102	4		37A	22		94	2
01500-10303	111	5	01550-12653	32	5	03141-04083	56	18
01500-10853	90	13	01580-08203	34	14- 1		56	39

PART. NO	FIG. NO	-REF. NO	PART. NO	FIG. NO	-REF. NO	PART. NO	FIG. NO	-REF. NO
	56	42	08310-00053	103	4		105	18
	61	23	08310-00063	117	9		116	41
	62	18	08310-00083	33	5	08321A31053	37	16
	88	25		39	3	08321A31063	33	15
	89	9		51	18		107	7
	91	15		53	16		116	45
	91	18		54	36	08321A31083	33	6
	91	21		62	20		34	15
	107	5		74	13		41	8
	107	15		76	39		43	5
03141-04163	94	14		79	24		43	17
03141-05203	101	6		85	9		43	37
	101	15		89	11		45	30
03141-06123	111	17		95	3		51	12
03141-06163	33	14		95	11		51	17
03141-06203	39	14	08310-00103	51	33		51	21
	45	8		56	48		51	31
	52	12		91	8		53	17
03142-05123	56	27- 1	08310-00123	36	15		54	38
	83	18		71	4		71	11
03211-04103	56	30	08310T24103	76	16		71	15
03211-04163	59	10		76	19		71	17
03211-05163	110	11		76	27		76	47
03541-04123	56	27- 2	08316-10043	37A	11		83	13
	96	11	08316-10053	37	15		85	10
03541-05163	74	21		37A	10		85	13
03541-05203	57	10	08316-20063	34	12		92	9
04111-30208	72	17		53	18	08321A31103	51	34
06006-84C00	88	28- 1		54	35		64	37
	88	28- 2		55	7		64	45
	88	40		75	23		67	10
	98	10		76	34		67	16
06112-10004	52	13		95	13		87	6
06397	42	6		96	15		90	14
06860	57	15	08321-01063	53	19		91	6
	65	9		54	37		102	5
07120-06123	45	24		61	31		111	21
07130-86CA0	43	41		62	5	08321A31123	32	6
08002-86CA0	38	5		64	21		36	6
	73	24	08321-31063	32	12		36	14
	74	18		76	33		43	11
08003-00000	33	10		82	5		71	5
	111	11		82	17		72	6
08011-84CB0	38	13		83	10		78	7
08012-86CA0	111	13		91	4		88	33
08013-86CA0	5	6		94	7	08321B31083	41	20
	73	29		99	27		41	34
	73	30		105	5		43	20
08014-84C50	111	20		105	13		45	14

PART. NO	FIG. NO	-REF NO	PART. NO	FIG. NO	-REF NO	PART. NO	FIG. NO	-REF NO
	52	14	09148A05005	57	11	09205-06016	45	27
	76	42		74	20		50	12
	79	5		83	17	09209-05016	104	24
	79	23	09159A08022	79	28		106	29
08322-01053	103	3	09160-06006	37A	9	09209-14001	82	8
08322-01063	116	46	09160-06019	64	20	09229A03011	40	7
08322-01083	34	16	09160-06057	39	15	09241-08003	52	7
	71	18	09160-06074	114	12	09250-14006	105	23
	75	11	09160-06086	83	15	09250-30002	88	2
	76	43	09160-06088	117	10	09251-84CA0	73	12
	85	14	09160-06107	100	9	09280-14011	111	26
	85	20	09160-08065	71	14	09308-03005	61	19
08322-11103	87	7	09160-10119	36	9	09320B06014	102	2
	91	7		102	6	09344-05040	111	19
	111	22	09160-12073	36	16	09344-05042	111	18
08322A11058	103	10	09160-12085	32	7	09352-70111-610	38	9
08323-31063	104	6	09160-13011	88	34	09401-20405	38	6
	106	4	09160-23007	56	34	09402-46511	38	3
08326-10063	61	15	09160-84C00	32	11	09402-82202	33	9
08331-31149	74	5		55	8	09403-08313	82	10
08331-31189	79	14		62	4	09403-12310	38	15
08332A11058	104	30		82	6	09403A23401	111	16
	106	33		82	18	09407-12404	61	25
08332A11068	74	23		83	9		61	26
	79	19		94	6	09408-00013	38	17
	105	26		105	6	09408-00157	37	9
09100-10023	64	36		107	6	09408A00118	62	32
	67	9		113	11	09409-07313	94	16
09103-08247	43	4		116	42	09409-07318-T01	99	3
	43	35	09160T08075	83	12		99	6
	44	3		85	11		99	8
	44	26		92	7	09409-08308-T01	94	10
	51	10		92	10	09409A10303	99	30
	51	16	09161A06008	104	29		112	16
	75	8		105	25	09440-04019	52	8
	79	8		106	32	09440-05037	45	18
09103-12501	32	4	09163C08002	87	11	09440-07005	52	9
09115-06001	61	6		104	11	09440-08029	45	17
09119A06007	113	10		105	10	09440-11005	52	10
09125-08002	85	19		106	9	09471-12073	59	9
09125-84C00	84	4	09163T10001	76	17	09471-12186	59	2
	88	11		76	18	09481-25103	61	34
	88	23		76	28	09481-86CT0-050	61	33
	92	6	09164A24003	52	18	09481-86CT0-500	61	11
09127-05016	110	9	09168-14009	73	19	09481-86CT0-600	61	12
09128-06032	52	4	09168-16002	73	21	09481-86CT0-700	61	13
09128-10002	52	5	09180A08129	35	14	09481-86CT0-800	61	14- 1
09129-06002	61	8	09205-03037	45	28		61	14- 2
09139-05028	60	11		50	13			

PS-10 (TYPE 1 / TYPE 2)

PART. NO	FIG. NO	-REF NO	PART. NO	FIG. NO	-REF NO	PART. NO	FIG. NO	-REF NO
	1		130770	47	22- 4	177203	76	22
			130771	47	22- 5	177209	79	25
			130780	47	14	178260	79	29
			137771	64	27- 1	180108	79	26
			137772	64	27- 2	181184	79	32
11033-00000	40	12	13878-86CA0	33	7	181185	75	21
11958-85C00	40	1	14182-58B10	35	16	18119-85C50	37A	33
11959-86CA0	40	2	14183-58B02	35	10	181337	47	4
11H1781	34	13	14281-71C01	35	13		48	4
120692	48	6	14492-85C00	35	11	183281	48	13
121332	42	32	14493-85C00	35	12	184279	64	44
121335	49	12	14494-85C00	35	17		67	15
121336	49	11	150957	108	17	185201	43	39
121337	49	15	150958	108	18	185233	43	16
121368	41	9	15115-68DA0	37A	2	185251	43	18
121370	42	29	153976	93	2	185263	48	17
121410	43	14	15410-86CA3	37	2	185265	43	36
121499	43	6	15410-86CD0	37	1	188183	41	33
121501	42	8	15893-86CA0	37	11	189469	57	13
121523	49	50		37A	35	189475	88	29
121524	49	47	15895-86CB0	37	10		88	42
127480	49	18		37A	34	189484	111	8
127649	57	12	15899-85C00	37	8	189501	45	34
130524	47	21- 1		37A	31		52	30
130526	47	21- 2			38		65	7
130528	47	21- 3	163059	111	10		67	24
130530	47	21- 4	164323	41	21	194519	41	30
130532	47	21- 5	164647	34	7			
130534	47	21-22	164685	34	6- 1			
130536	47	21-23	164686	34	5- 1			
130538	47	21-24	166786	43	38			
130540	47	21-25	171251	75	2- 1			
130560	64	40- 3	171279	74	3	201233	116	5
130561	64	40- 4		75	16	201234	116	6
130562	64	40- 5	171280	74	2	201235	116	11
130563	64	40- 6	171281	74	7		116	25
130564	64	40- 7	171282	75	17	201237	116	7
130566	67	31	171288	74	6	201643	116	9
130567	67	32		75	9		116	24
130673	47	12	173275	41	17	201647	116	10
130718	64	31	174206	75	13	201799	75	6
130720	64	40- 1	174215	75	15	201800	75	7
130721	64	40- 2	174218	75	1	201875	108	4
130732	48	9	174219	75	0- 1	201876	108	5
130733	65	6	174221	74	4	203193	108	7
	67	23	174243	75	18	203194	108	8
130767	47	22- 1	175202	76	13	204163	116	26
130768	47	22- 2		76	14	214797	49	16
130769	47	22- 3	176264	76	21		49	33

PARTS NUMBER INDEX

7



PART. NO	FIG. NO	-REF NO	PART. NO	FIG. NO	-REF NO	PART. NO	FIG. NO	-REF NO
216909	41	23	29347-56B00	52	27		61	22- 2
216914	41	25					82	14
216962	49	32	3			37280-80C00	56	19
217268	64	4				37860-50A00	56	26
217269K1	64	41				37870-80000	56	29
	67	12				37940-60A10	79	2
217270	64	42	300789	88	27- 1	38340-82A00	62	28
	67	13	3073	111	9	38340-82A10	62	31
217352	64	33	312856	67	28	38400-85C21	62	6
	67	5	313858	111	7	38410-86CT0	62	9
217353	64	34	31850-86CA0	56	1	38450-86CT1	62	7
	67	6		56	2	38452-86CT0	62	8
217355K1	64	32		56	54	38496-71311	62	12
	67	4	3290	43	22	38500-84C02	61	30
217507F1	47	19	3292	43	32	38610-84002	56	31
219098	64	48	336535	79	21	38833-79501	62	15
	67	33	336536	79	22	38861-86CA0	56	4
21935-85C00	45	10	338027	74	9		56	14
	67	26	34112-84CB0	57	5	3899	103	9
21941-85C50	45	15	34172-84C30	57	9	39400-83010	56	32
	52	6	34175-84C30	57	8	39471-84C00	56	33
21945-85C30	51	42	34600-84CA0	94	11			
21947-85C10	45	32	346878	103	5	4		
21947-85C60	45	19	35155-00000	61	2			
230511	64	24	35156-00000	61	3			
236072	47	2	35157-00000	61	4			
236305	48	22	35180-70A00	56	35	4148	75	20
239422E2	64	43	35190-84CA0	58	8	42421-85C00	46	7
	67	14	35331-84CB0	39	30		47	18
240407	51	27	35331-86CB0	39	23		48	25
241999	47	9	35424-86CA0	56	46		49	55
24759A78130	45	36	35475-86CA0	37A	6		64	6
	61	32	35476-86CA0	37A	7	45626-81A00	64	49
25121-83001	52	1	35477-86CA0	37A	8	48239-85C00	71	3
25341-69002	52	2	36210-85C00-6GS	59	7	49251-85C00	73	18
25341-80701	45	16	36212-85C00	59	8	49252-86CA0	73	20
25342-69002	52	3	36717-60A40	61	5		73	23
25551-85C00	45	20	36930-85C00	61	20			
25651-74B00	45	3		62	17	5		
267601	41	24		82	19			
269783	75	19	36990-56B00	61	24			
27200-86CT0	46	3		61	27			
272512	67	27		111	23	50063-00000	117	8
272713	75	12	36990-85C01	111	24	50104-00000	104	12
278345F1	93	4	36990-85C10	55	4		106	10
28116-69000	52	17		61	29	50140-00000	90	8
28117-60A00	45	11	36990-85C30	37A	4	502406	64	2
28135-80000	52	20		38	16	503805	42	33
29346-56B01	52	26		61	22- 1	504104	41	26

PART. NO	FIG. NO	-REF NO	PART. NO	FIG. NO	-REF NO	PART. NO	FIG. NO	-REF NO
512237	43	7	549276	47	22- 17	59934-85C00-5ES	99	31
515365	79	30	549278	47	22- 18		99	32
515366	79	36	549280	47	22- 19	59971-85C00	80	42
51540-84C00	76	24	549282	47	22- 20	599945	47	8
515465	79	41	549284	47	22- 21			
515466	79	31	549473	64	39	6		
515467	79	38		67	11			
515468	79	33	553263	64	38			
515470	79	39		67	8			
51580B80130	76	15	569126	75	5	622388	44	8
51591-85C00	76	23	571042	44	30	7		
	76	26	571043	44	31			
515925	79	42	571059	43	2			
515926	79	37		64	26			
515927	79	35	571134	43	3			
51592-85C00	76	25		43	21	711420	49	30
51752-70B00	76	45		51	4	712128	48	26
51781-85C00	76	11	571146	44	21	712173	48	19- 1
51791-85C00	76	12		50	5	712175	48	19- 2
524515	79	40	571158	44	18	712177	48	19- 3
531433	64	12	571468	49	21	712179	48	19- 4
532323	49	10		49	41	712181	48	19- 5
533765	49	51	571665	49	48	712183	48	19- 6
539706	47	23	571970	49	43	712185	48	19- 7
539707	47	24	576159	47	17	712187	48	19- 8
539745	47	20	576236	47	21- 18	712189	48	19- 9
549230	47	21- 6	576237	47	21- 19	712191	48	19- 10
549232	47	21- 7	576238	47	21- 20	712193	48	19- 11
549234	47	21- 8	576239	47	21- 21	712229	47	5
549236	47	21- 9	577434	66	5		48	5
549238	47	21- 10	577473	69	4	712230	48	2
549240	47	21- 11	57861-60A00	80	33	712234	48	14
549242	47	21- 12	57911A83000	80	31	712236	48	23
549244	47	21- 13	57913A80100	80	30	712237	48	24
549246	47	21- 14	59119-85C00	36	10	712238	48	21
549248	47	21- 15		90	7	712240	48	18
549250	47	21- 16	591519	42	42	712300	48	8
549252	47	21- 17	591988	41	18	712303	48	7
549254	47	22- 6	593692	47	25	712368	67	30
549256	47	22- 7	593693	47	26	712945	48	20- 1
549258	47	22- 8	593802	44	22	712947	48	20- 2
549260	47	22- 9	594290	49	8	712949	48	20- 3
549262	47	22- 10	595396F1	65	5	712951	48	20- 4
549264	47	22- 11	595473F1	67	22	712953	48	20- 5
549266	47	22- 12	595478	45	35	712955	48	20- 6
549268	47	22- 13		52	31	712957	48	20- 7
549270	47	22- 14		65	8	712959	48	20- 8
549272	47	22- 15		67	25	712961	48	20- 9
549274	47	22- 16	59931-85C00	90	2	712963	48	20- 10

PART. NO	FIG. NO	-REF NO	PART. NO	FIG. NO	-REF NO	PART. NO	FIG. NO	-REF NO
712965	48	20-11	791023	51	49	A040015-004	2	5
712967	48	20-12	791052	60	1		23	13
712969	48	20-13	791053	60	2		23	17
712971	48	20-14	791054	118	3		23	18
712973	48	20-15				A040015-005	2	6
713104	48	15				A040015-006	2	7
71481-80031	91	2				A040015-007	2	8
71511-56B00	90	3				A040015-008	2	9
71512-60A00	90	5				A040015-009	2	10
71513-60A00	90	4	82191A80002	96	10	A040015-010	2	11
71514-56B00	90	9	82591-80060	105	19	A040015-011	2	12
71515-60A00	90	12	82592-80060	105	21	A040015-012	2	13
71516-85C00	90	10	82610A85001	104	7	A040015-013	2	14
71517-56B02	90	11		106	5	A040015-014	2	15
71521-56B00	90	1	82681-80100	104	8	A040015-015	2	16
71632-83010	90	6		106	6	A040015-016	2	17
72115-56B01	91	10	83261-56B00	106	28	A040015-017	2	20
72372-85C00	82	9	83271-63D10	104	28	A040015-019	2	22- 1
72512B82010	55	6		106	31	A040015-020	2	27- 1
730017	100	4	83691-60A00	116	18	A040015-021	2	27- 2
730018	100	5		116	20	A040015-022	2	23
737778	110	3	84851-60B00-6GS	110	10	A040015-023	2	24
737930	100	7	84922-84C00	115	2	A040015-025	2	25
737931	100	6	84933-85C00	115	14	A040015-026	2	26
74400A70A00	96	3	84936-56B70	115	21	A040015-027	2	1- 2
74417-60A00	96	6	84951-84C00	115	6	A042013-000	3	1
74812-82010	95	14		115	8	A042013-001	3	5
74812-83001	96	16	84951-85C00	115	3	A042013-002	3	2
77533-85C00	101	4		115	11	A042013-003	3	3
	101	13	84951-85C10	115	13	A043018-000	4	14
77810-60021	105	7	84951-85C30	115	20	A043018-001	4	15
77891-63100	105	16	84956-84C00	115	12	A043018-002	4	4
78140	96	5	84956-85C30	115	4	A043018-003	4	17
78227	57	14	84962-85C00	115	5		16	8
	75	14	853775	72	16	A043018-004	4	18
78241A60002	104	13	85451-75100	111	15	A043018-005	4	19
	106	11	86124-85C00	110	4	A043018-006	4	20
78242B61000	104	14	86720U83030	42	34	A043018-008	4	23
	106	12	868837	75	26	A043018-009	4	24- 1
78251-68201	105	11	87001C83300	113	12	A043018-010	4	25
78261-68201	105	14				A043018-011	4	26
78410	88	17				A043018-012	4	27
78861-78400	116	19				A043018-013	4	28
79075	101	5				A043018-014	4	29
	101	14				A043018-015	4	5
791010	118	4	A040015-000	2	1- 1		25	18
791012	93	8- 1	A040015-001	2	2	A043018-016	4	6
791013	93	8- 2	A040015-002	2	3		4	54
791022	43	49	A040015-003	2	4		7	2

PS-10 (TYPE 1 / TYPE 2)

PART. NO	FIG. NO	-REF NO	PART. NO	FIG. NO	-REF NO	PART. NO	FIG. NO	-REF NO
	29	13		54	34		31	3
A043018-017	4	7	A045014-006	5	7- 1		54	42
	4	53	A045014-007	5	8	A063000-003	7	5
	5	7- 2	A045014-008	5	9	A063000-004	7	7- 1
	5	17	A045014-010	4	39	A063000-005	7	8
	7	13		5	11	A063000-006	7	9- 1
	14	22		9	8	A063000-007	7	10
	23	11	A045014-011	5	10	A063000-008	7	11- 1
	24	4	A045014-012	5	13	A063000-009	7	12- 1
	25	4	A045014-013	5	14	A063000-011	7	16
	28	8	A045014-014	5	15		8	10
	29	10	A045014-015	5	16	A063000-012	7	12- 2
	31	4	A045014-017	5	18		7	17
A043018-019	4	30	A060017-000	6	9- 1	A063000-013	7	18
A043018-020	4	10	A060017-001	6	9- 2	A063000-014	7	11- 2
A043018-021	4	31	A060017-002	6	9- 3		7	19
A043018-022	4	8	A060017-003	6	6	A063000-016	7	15
A043018-023	4	9	A060017-004	6	5	A063000-017	7	6- 2
A043018-024	4	1	A060017-005	6	4	A063000-018	7	7- 2
A043018-025	4	16	A060017-006	6	7	A063000-019	7	20
A043018-026	4	32	A060017-007	6	3	A063000-020	7	9- 2
A043018-027	4	33	A060017-008	6	10	A071012-000	8	1- 1
A043018-028	4	34	A060017-009	6	12	A071012-001	8	3
A043018-029	4	35	A060017-010	6	8		9	3- 1
A043018-030	4	21	A060017-011	6	11		9	3- 3
A043018-031	4	36	A060017-012	6	2	A071012-002	8	4
A043018-032	4	37	A060017-013	6	13		9	4
	9	11	A060017-014	6	1- 1		16	9
	14	19	A060017-015	6	22	A071012-003	8	5
	15	5	A060017-016	6	18	A071012-004	8	7
	22	5	A060017-017	6	16	A071012-005	8	8
	39	27	A060017-018	6	15- 1	A071014-000	8	1- 2
A043018-033	4	38	A060017-019	6	20	A071014-001	8	9
A043021-035	4	24- 2	A060017-020	6	23	A076011-000	9	1- 1
A043021-036	4	40		24	7	A076011-003	9	5
A043021-037	4	43	A060017-021	6	17	A076011-004	9	6
A043021-039	4	44		27	3	A076011-005	9	7
	7	14	A060017-022	6	21	A076011-007	9	9
A043021-040	4	13	A060017-023	6	19- 1	A076011-008	9	10
A043021-041	4	2	A060017-024	6	1- 2	A076014-000	9	1- 2
A043021-043	4	55	A060017-025	6	25	A076014-001	9	12
A043021-044	4	12	A060017-026	6	15- 2	A076014-002	9	13
A045014-000	5	4	A060017-029	9	3- 2	A076014-003	9	14
A045014-001	5	2	A063000-000	7	1- 1	A076014-004	9	15
	22	15	A063000-001	7	1- 2	A080008-000	10	1
A045014-002	5	3	A063000-002	6	19- 2	A080008-001	10	7
	14	13		7	4	A080008-002	10	8
A045014-003	5	1		25	17	A080008-003	10	9
A045014-004	5	5		28	7	A080008-004	10	2

PARTS NUMBER INDEX

7

PART. NO	FIG. NO	-REF NO	PART. NO	FIG. NO	-REF NO	PART. NO	FIG. NO	-REF NO
A080008-005	10	3	A100009-023	14	25	A120007-000	15	1
A080008-006	10	4	A100009-024	14	26	A120007-001	15	2- 1
A080008-007	10	5		73	6	A120007-002	15	2- 2
A080008-008	10	6	A100009-025	14	27	A120007-003	15	3
A081011-000	11	1- 1		14	33	A120007-005	15	4
A081011-001	11	1- 2	A100009-026	14	28	A120007-006	15	6
A081011-002	11	1- 3		22	6		39	26
A081011-003	11	2- 1		54	41	A120007-007	15	7
A081011-004	11	2- 2	A100009-027	14	29	A120007-008-325	15	8- 1
A081011-005	11	2- 3	A100009-028	14	30	A120007-008-330	15	8- 2
A082017-000	12	1- 1		22	10	A120007-008-335	15	8- 3
A082017-001	12	1- 2	A100009-029	14	31	A120007-008-340	15	8- 4
A082017-002	12	2- 1	A100009-030	8	11	A120007-008-345	15	8- 5
A082017-003	12	2- 3		14	32	A120007-008-350	15	8- 6
A082017-004	12	3		17	9	A120007-008-355	15	8- 7
A082017-005	12	4		23	20	A120007-008-360	15	8- 8
A082017-006	12	2- 2	A100009-031	14	1- 2	A120007-008-365	15	8- 9
A082017-007	12	2- 4	A100009-032	14	8- 2	A120007-008-370	15	8-10
A083016-000	13	1- 1	A100009-033	14	9- 2	A120007-008-375	15	8-11
A083016-001	13	2	A100009-035	14	15- 2	A120007-008-380	15	8-12
A083016-002	13	3	A100009-036	14	24- 2	A120007-008-385	15	8-13
A083016-003	13	4- 1	A101000-000	14	2- 1	A120007-008-390	15	8-14
A083016-004	13	5	A101000-001	14	2- 2	A120007-008-395	15	8-15
A083016-005	13	6	A101002-000	1	2- 1	A120007-008-400	15	8-16
A083020-000	13	1- 2		118	2- 1	A120007-008-405	15	8-17
A083020-001	13	4- 2	A101002-001	2	28- 1	A120007-008-410	15	8-18
A100009-000	14	1- 1	A101002-001-120	6	14- 1	A120007-008-415	15	8-19
A100009-001	14	3	A101002-001-130	6	14- 2	A120007-008-420	15	8-20
A100009-002	14	4	A101002-001-140	6	14- 3	A120007-008-425	15	8-21
A100009-003	14	5	A101002-002	6	24- 1	A120007-008-435	15	8-22
A100009-004	14	6	A101002-003	2	18	A120007-008-440	15	8-23
A100009-005	4	47	A101002-004	2	19	A120007-008-445	15	8-24
	14	7	A101002-005	3	4	A120007-008-455	15	8-25
	25	3	A101002-006	4	11	A120007-008-465	15	8-26
	28	12	A101002-007	7	6- 1	A120007-008-475	15	8-27
A100009-006	14	8- 1	A101002-008	7	3	A120007-008-485	15	8-28
A100009-007	14	9- 1	A101002-009	8	2	A140031-000	16	1
A100009-008	14	10	A101002-010	8	6	A140031-001	16	2
A100009-009	14	11	A101002-011	9	2	A140031-002	16	3
A100009-010	14	12	A101002-012	18	1	A140031-003	16	4
A100009-012	14	14	A101002-013	2	21	A140031-004	16	5
A100009-013	14	15- 1	A101002-014	4	22	A140031-005	16	6
	14	18	A101002-015	2	28- 2	A140031-006	17	3- 2
A100009-014	14	16	A101002-016	6	24- 2	A140031-007	17	4- 2
A100009-015	14	17	A101003-003	33	3	A140031-008	16	7
A100009-018	14	20	A101016-000	1	2- 2	A141011-000	17	1
A100009-019	14	21		118	2- 2	A141011-001	17	2
A100009-021	14	23	A110012-001	33	19	A141011-002	17	3- 1
A100009-022	14	24- 1	A110012-002	33	20	A141011-003	17	4- 1

PART. NO	FIG. NO	-REF NO	PART. NO	FIG. NO	-REF NO	PART. NO	FIG. NO	-REF NO
A141011-004	17	7	A143005-007-114	19	8-18		7	24
A141011-005	17	6	A143005-007-116	19	8-19	A201002-005	4	50
	20A	1	A143005-007-118	19	8-20	A201002-006	4	51
	20A	11	A143005-007-120	19	8-21	A201002-007	4	52
	30	7	A143005-007-122	19	8-22	A202011-000	20	1
	31	10	A143005-007-124	19	8-23	A202011-001	20	2
A141011-006	17	5	A143005-007-126	19	8-24	A202011-002	20	3
A141011-007	17	8	A143005-007-128	19	8-25	A202011-003	20	4
A141011-009	17	10	A143005-007-130	19	8-26	A202011-004	20	5
A141011-010	17	17	A143005-007-132	19	8-27	A202011-005	20	6
A141011-011	17	12	A143005-007-134	19	8-28	A202011-006	20	7
A141011-012	17	13	A143005-007-136	19	8-29	A202011-007	20	8
A141011-013	17	14	A143005-007-138	19	8-30	A202011-008	20	9
A141011-014	17	15	A143005-007-140	19	8-31	A202011-009	20	10
A141011-015	17	16	A143005-007-142	19	8-32	A202011-010	20	11
A141011-016	17	11	A143005-007-144	19	8-33		20A	10
A142011-000	18	3- 1	A143005-007-146	19	8-34	A202011-011	20	12
A142011-001	18	4	A143005-007-148	19	8-35		20A	9
A142011-002	18	2	A143005-007-150	19	8-36		30	4
A142011-003	18	5	A143005-007-152	19	8-37	A202011-012	20	13
A142011-004	18	6- 1	A143005-007-154	19	8-38		20A	14
A142011-005	18	3- 2	A143005-007-156	19	8-39		29	20
A142011-006	18	7	A143005-007-158	19	8-40		30	5
A142011-007	18	6- 2	A143005-007-160	19	8-41	A202013-006	20A	2
A142011-008	18	8	A143005-007-162	19	8-42	A202013-007	20A	3
A143005-000	19	1	A143005-007-164	19	8-43	A202013-008	20A	4
A143005-001	19	2	A143005-007-166	19	8-44	A202013-009	20A	5
A143005-002	19	3	A143005-007-168	19	8-45	A202013-010	20A	6
A143005-003	19	4	A143005-007-170	19	8-46	A203019-000	20A	12
A143005-004	19	5	A143005-007-172	19	8-47	A203019-001	20A	13
A143005-005	19	6	A143005-007-174	19	8-48	A203019-002	20A	15
A143005-006	19	7	A143005-007-176	19	8-49	A203019-003	20A	16
A143005-007-080	19	8- 1	A143005-007-178	19	8-50	A203019-005	20A	18
A143005-007-082	19	8- 2	A143005-007-180	19	8-51	A203019-006	20A	19
A143005-007-084	19	8- 3	A143005-007-182	19	8-52	A203019-007	20A	20
A143005-007-086	19	8- 4	A143005-007-184	19	8-53	A203019-008	20A	21
A143005-007-088	19	8- 5	A143005-007-186	19	8-54	A240013-000	21	1- 1
A143005-007-090	19	8- 6	A143005-007-188	19	8-55	A240013-001	21	2- 1
A143005-007-092	19	8- 7	A143005-007-190	19	8-56	A240013-002	21	3
A143005-007-094	19	8- 8	A143005-007-192	19	8-57	A240013-003	21	4
A143005-007-096	19	8- 9	A143005-007-194	19	8-58	A240013-004	21	5
A143005-007-098	19	8-10	A143005-007-196	19	8-59	A240013-005	21	6
A143005-007-100	19	8-11	A143005-007-198	19	8-60	A240016-000	21	1- 2
A143005-007-102	19	8-12	A143005-008	19	9	A240016-001	21	2- 2
A143005-007-104	19	8-13	A201002-000	4	45	A240016-003	21	7
A143005-007-106	19	8-14	A201002-001	4	41		22	19
A143005-007-108	19	8-15		4	46	A242014-000	22	1
A143005-007-110	19	8-16	A201002-003	4	48	A242014-001	22	14
A143005-007-112	19	8-17	A201002-004	4	49	A242014-002	4	42

PART. NO	FIG. NO -REF NO	PART. NO	FIG. NO -REF NO	PART. NO	FIG. NO -REF NO
	22 3	A301016-012	25 13	A322013-005	29 21
A242014-006	22 7- 1	A301016-013	25 14	A324011-000	39 25
A242014-007	22 8- 1	A301016-014	25 15	A324011-001	39 17
A242014-008	22 9	A301016-015	25 16	A324011-003	39 18
A242014-010	22 11	A303004-000	26 1	A324011-004	39 19
A242014-011	22 12	A303004-001	26 2	A324011-006	39 28
A242014-012	22 13- 1	A303004-002	26 3	A365003-000	30 1
A242014-013	22 2	A320009-000	27 1- 1	A365003-001	30 2
A242014-014	22 4	A320009-001	27 2	A365003-002	4 3
A242018-000	22 7- 2	A320009-003	27 4		30 3
A242018-001	22 8- 2	A320009-004	27 5	A365003-005	30 6- 1
A242018-002	22 13- 2	A320009-005	27 6	A365003-007	30 8
A242018-003	22 16	A320009-006	27 7	A365003-008	30 9
A242018-004	22 18	A320009-007	27 8	A365003-009	30 6- 2
A271009-000	23 1	A320009-008	27 9	A422001-000	73 1
A271009-001	23 3	A320011-000	27 1- 2	A422001-001	73 2
A271009-002	23 5	A321019-000	28 1- 1	A422001-002	73 3
A271009-003	23 6- 1	A321019-001	28 1- 2	A422001-003	73 4
A271009-005	23 7	A321019-002	28 2	A422001-004	73 5
A271009-006	23 8	A321019-003	28 3	A426001-000	74 24
	29 14	A321019-004	28 4	A426001-001	74 25
A271009-007	23 9	A321019-005	28 5	A426001-002	74 26
A271009-008	23 10	A321019-006	28 6	A450011-000	31 1
A271009-010	23 4	A321019-009	28 9	A450011-001	31 2
A271009-011	23 12	A321019-010	28 10	A450011-004	31 5
A271009-012	23 2	A321019-011	28 11	A450011-005	31 6
A271011-000	23 14	A321019-013	28 13	A450013-000	31 7
A271011-001	23 6- 2	A321019-014	22 17	A450013-001	31 8
A271011-002	23 15		28 14	A450013-002	31 9
A271011-003	23 16	A322010-000	29 1	A450013-003	31 11
A271011-004	23 19	A322010-001	29 2	A462000-000	7 21
A300004-000	24 1	A322010-002	29 3- 1	A462000-001	7 22
A300004-001	24 2	A322010-003	29 4- 1	A462000-002	14 34
A300004-002	24 3- 1	A322010-004	29 5	A462000-003	14 35
A300004-004	24 5	A322010-005	29 6	A462000-004	14 36
A300004-005	24 6	A322010-006	29 7	A462000-005	7 23
A300004-006	24 3- 2	A322010-007	29 8	A462000-006	7 25
A301000-000	46 2	A322010-008	29 9		20A 17
A301000-004	46 4	A322010-010	29 12		31 12
A301016-000	25 1	A322010-013	29 15	A462000-007	7 26
A301016-001	25 2	A322010-014	29 16	A501007-000	68 19
A301016-004	25 5	A322010-015	29 11	A501007-001	68 20
A301016-005	25 6	A322010-016	29 17- 1	A501007-002	68 21
A301016-006	25 7	A322010-017	29 18	A501007-003	68 22
A301016-007	25 8	A322013-000	29 3- 2	A501007-004	68 23
A301016-008	25 9	A322013-001	29 4- 2	A601000-000	54 1
A301016-009	25 10	A322013-002	29 22	A601000-002	54 17
A301016-010	25 11	A322013-003	29 17- 2	A601000-003	54 5
A301016-011	25 12	A322013-004	29 19	A601000-004	54 8

PART. NO	FIG. NO -REF NO	PART. NO	FIG. NO -REF NO	PART. NO	FIG. NO -REF NO
A601000-006	54 6	A610017-006	58 9	A850067-000	74 17
A601000-007	54 4	A610018-000	58 10	A901090-000	113 1
A601000-008	54 3	A610030-001	62 27	A901090-001	113 2
A601000-010	54 9	A610031-001	62 30	A901090-002	113 3
A601000-011	54 14	A610049-001	59 6	A901090-003	113 4
A601000-012	54 7	A610067-002	60 3	A901090-004	113 5
A601000-013	54 10	A610067-004	60 6	A901090-005	113 6
A601000-014	54 12	A610073-002	59 3	A901090-006	113 7
A601000-015	54 11	A610089-000	53 10	A901090-007	113 8
A601000-016	54 15	A610089-002	53 8	A901376-000	114 1
A601000-017	54 16	A610089-003	53 9	A901376-001	114 2
A601000-018	54 19	A610089-004	53 11	A901376-002	114 3
A601000-020	54 20	A610089-006	53 4	A901376-003	114 4
A601000-021	54 13	A610089-007	53 6	A901376-004	114 5
A601000-022	54 2	A610089-008	53 7	A901376-005	114 6
A601000-023	54 18	A610089-009	53 5	A901376-006	114 7
A601000-024	54 21	A610089-010	53 12	A901376-007	114 8
A601000-025	54 22	A610089-011	53 2	A901376-008	114 9
A601000-026	54 23	A610089-012	53 3	A901376-009	114 10
A601000-027	54 24	A610090-001	60 10	A901501-000	112 7
A601000-028	54 25	A610110-000	57 7- 2	A901502-000	112 6
A601000-029	54 26	A710012-000	37A 14	A901502-001	112 8
A601000-030	54 27	A710012-001	37A 15	A901502-002	112 3
A601000-031	54 28	A710012-002	37A 16	A901502-003	112 2
A601000-032	54 29	A710012-003	37A 17	A901502-004	112 4
A601000-033	54 30	A710012-004	37A 18	A901502-005	112 5
A601000-034	54 31	A710012-005	37A 19	A901611-000	109 10
A601000-035	54 32	A710012-006	37A 20	A901611-001	109 13
A601000-036	54 33	A801003-000	72 2	A901611-002	109 9
A601000-037	54 39	A801003-001	72 3	A901611-003	109 11
A601000-038	54 40	A801003-002	72 4	A901612-004	109 12
A601000-039	54 43	A801008-000	72 15	A910676-005	63 7
A601001-000	39 22	A801009-000	72 11	A910692-000	94 17
A601001-001	39 24	A801015-000	73 11	A910692-001	94 18
A610008-001	57 2	A801015-001	73 10	AC606031	116 12
A610008-002	57 3	A801015-003	73 8		116 33
A610008-003	57 4	A801015-004	73 9		116 34
A610008-004	57 6	A805000-000	74 12		
A610008-005	57 7- 1	A805000-001	74 27		
A610009-000	111 2	A850050-000	77 1		
A610011-000	58 14	A850050-001	77 5		
A610011-001	58 15	A850050-002	77 6		
A610017-000	58 3	A850050-003	77 3	BH108181	51 11
A610017-001	58 6	A850050-004	77 11	BH110071	51 25
	58 16	A850050-005	77 4	BH110091	43 27
A610017-002	58 7	A850052-000	78 1		51 39
A610017-003	58 4	A850052-001	78 4	BH110101	43 28
A610017-004	58 5	A850052-002	78 10	BH110121	43 26
A610017-005	58 11	A850052-003	78 11	BX108351	44 27

B

PARTS NUMBER INDEX

7

PART. NO	FIG. NO	-REF. NO	PART. NO	FIG. NO	-REF. NO	PART. NO	FIG. NO	-REF. NO
<b>F</b>			FRC3578	64	14- 1	FRC5615	42	23-14
			FRC3579	64	14- 2	FRC5616	42	23-15
			FRC3580	64	14- 3	FRC5661	47	16
			FRC3581	64	14- 4	FRC5668	51	23
			FRC3777	47	6	FRC5681	49	26
FRC1034	42	46	FRC3806	42	30	FRC6069	49	24
FRC1035	42	47	FRC3896	42	17	FRC6098	49	31
FRC2364	44	29	FRC3897	42	13	FRC6121	49	14
FRC2365	43	31	FRC3898	42	10	FRC6504	49	17- 1
FRC2368	44	25	FRC3987	42	25	FRC6505	49	17- 2
FRC2370	44	34	FRC4494	42	24	FRC6506	49	17- 3
FRC2381	44	9	FRC4622	47	11	FRC6507	49	17- 4
FRC2449	42	4	FRC5093	41	6	FRC6508	49	17- 5
FRC2457	42	21	FRC5180K2	41	5	FRC6509	49	17- 6
FRC2464	49	20	FRC5204	47	15	FRC6510	49	17- 7
	49	40	FRC5255	41	14	FRC6511	49	17- 8
FRC2470	42	28	FRC5306	43	24	FRC6512	49	17- 9
FRC2479	42	16	FRC5317K1	42	22	FRC6513	49	17-10
FRC2481	44	2	FRC5419	49	39	FRC6514	49	17-11
FRC2482	43	25		51	28	FRC6515	49	17-12
	51	3	FRC5422	49	4	FRC6516	49	17-13
FRC2488	42	5	FRC5423	49	28	FRC6517	49	17-14
FRC2554	42	36- 3	FRC5428K1	49	3	FRC6518	49	17-15
FRC2555	42	36- 2	FRC5435	49	25	FRC6519	49	17-16
FRC2556	42	36- 1	FRC5436	49	29	FRC6520	49	17-17
FRC2577	44	19	FRC5446	49	46	FRC6521	49	17-18
FRC2578	42	26	FRC5450	49	44	FRC6522	49	17-19
FRC2601	44	17	FRC5458	50	9	FRC6523	49	17-20
FRC2626	43	40	FRC5459	50	8	FRC6524	49	17-21
FRC3112	42	41	FRC5469	50	3	FRC6525	49	17-22
FRC3117	44	20	FRC5494	51	29	FRC6526	49	17-23
FRC3118	44	10	FRC5498	49	23	FRC6527	49	17-24
FRC3162	49	45	FRC5562	50	6	FRC6528	49	17-25
FRC3166	43	23	FRC5564	49	1	FRC6529	49	17-26
FRC3282	44	11	FRC5594	51	5	FRC6536	49	2- 1
FRC3293	47	7	FRC5595	51	2	FRC6537	49	2- 2
FRC3318	42	44	FRC5602	42	23- 1	FRC6538	49	2- 3
FRC3319	42	43	FRC5603	42	23- 2	FRC6539	49	2- 4
FRC3325	41	10	FRC5604	42	23- 3	FRC6540	49	2- 5
FRC3327	41	16	FRC5605	42	23- 4	FRC6541	49	2- 6
FRC3412	43	33	FRC5606	42	23- 5	FRC6542	49	2- 7
	51	13	FRC5607	42	23- 6	FRC6543	49	2- 8
	51	14	FRC5608	42	23- 7	FRC6544	49	2- 9
	65	2	FRC5609	42	23- 8	FRC6545	49	2-10
	67	20	FRC5610	42	23- 9	FRC6546	49	2-11
	67	21	FRC5611	42	23-10	FRC6547	49	2-12
FRC3416	41	13	FRC5612	42	23-11	FRC6548	49	2-13
FRC3417	41	15	FRC5613	42	23-12	FRC6549	49	2-14
FRC3481	44	28	FRC5614	42	23-13	FRC6550	49	2-15

PART. NO	FIG. NO	-REF. NO	PART. NO	FIG. NO	-REF. NO	PART. NO	FIG. NO	-REF. NO
FRC6551	49	2- 16	<b>M</b>			PS-000001	68	9
FRC6552	49	2- 17				PS-000002	66	10
FRC6861	49	7					68	10
FRC6862	49	9				PS-000003	66	11
FRC6943	51	22				PS-000005	91	5
FRC7030	49	5	MTC8468	116	2	PS-000007	87	10
FRC7043	49	34	MTC8471	116	23	PS-000009	66	12
FRC7108	51	1	MTC8472	116	22		66	19
FRC7111	49	27	MTC8473	116	14		68	11
FRC7752	42	35	MTC8474	116	13		68	15
FRC7753	42	20	MTC8790	116	32	PS-000010	104	10
FRC7766	44	1	MTC8791	116	31		105	9
FRC7767F1	44	5	MUC1322	116	38		106	8
FRC8139	42	31		116	39	PS-000011	66	14
FRC8176	42	39	MUC1402	99	25		68	13
FRC8208	42	14	MUC1604	116	36	PS-000013	87	4
FRC8209	42	11	MUC1605	116	35	PS-000016	64	9
FRC8210	42	9	MUC3285	116	8	PS-000017	64	10
FRC8211	42	18				PS-000019	46	6
FRC8212	43	1		116	27	PS-000022	64	46
FRC8213	42	27	MUC3492	116	29	PS-000023	64	5
FRC8214	42	7	MUC3493	116	30	PS-000024	65	3
FRC8217	42	15	MUC4071	116	1	PS-000025	65	4
FRC8270	44	12	MUC4072	116	3	PS-000026	64	15
FRC8380	43	34		116	21	PS-000027	67	19
FRC8400	42	38- 1	MUC4073	116	4	PS-000028	67	18
FRC8401	42	38- 2		116	28	PS-000029	67	29
FRC8402	42	38- 3	MUC4471	103	7	PS-000031	51	32
FRC8403	42	38- 4	MUC4544	103	12	PS-000032	51	35
FRC8404	42	38- 5	MUC4545	103	11	PS-000033	75	10
FRC8405	42	38- 6				PS-000043	56	37
FRC8406	42	38- 7				PS-000044	47	3
FRC8409K1	42	19	<b>N</b>				48	3
FRC8421	42	40				PS-000049	45	22
FRC8422	42	12					112	17
FRC8452	44	13	NH106041	43	13	PS-000050	77	7
	44	14	NH110041	32	13	PS-000051	78	6
FRC8454	44	15		43	30	PS-000052	104	18
FRC9524	43	15	NRC3472	66	15		106	16
FRC9556	42	37	NRC4475	34	8	PS-000054	104	27
FRC9568	41	4	NRC8253H1	34	10		106	30
FTC4536	50	10	NY120041	49	22	PS-000055	115	16
				49	42		115	18
<b>G</b>			<b>P</b>			PS-000056	46	8
						PS-000057	32	3
						PS-000061	52	24
						PS-000063	39	2
G04099	49	6				PS-000065	100	8
GBS552	79	34	PA105161	34	9	PS-000067	99	24

PART. NO	FIG. NO	-REF NO	PART. NO	FIG. NO	-REF NO	PART. NO	FIG. NO	-REF NO
PS-000068	88	27- 2	PS-110054	32	9	PS-210083	49	54
PS-000069	64	18	PS-110055	33	16	PS-210087	43	43
PS-000070	87	5	PS-110056	41	22	PS-210088	51	43
PS-000074	92	4	PS-110057	41	29	PS-210090	51	44
PS-000075	49	38	PS-110058	75	4	PS-210091	51	45
PS-000076	49	36	PS-110059	75	3	PS-210092	51	46
PS-000077	45	2	PS-110060	13	7	PS-210093	51	48
PS-000079	64	23	PS-110061	32	2	PS-210094	51	47
PS-101002	1	1		33	8- 2	PS-210095	43	44
	118	1- 1	PS-110062	33	13	PS-210098	45	4
PS-101003	33	1	PS-110063	41	31	PS-210099	49	35
PS-101004	39	10	PS-110064	41	27	PS-210100	44	23
PS-101006	36	3	PS-110065	41	28	PS-210101	44	24
PS-101007	36	4	PS-110068	33	12	PS-210103	52	15
PS-101008	34	1	PS-110069	40	4	PS-210104	40	5
PS-101009	33	18	PS-110070	75	24	PS-210105	43	45
	39	9	PS-201001	49	13	PS-210106	43	46
PS-101014	32	1	PS-201010	51	36	PS-210107	45	25
PS-101015	32	8	PS-201019	52	16	PS-210108	43	48
PS-101016	1	3	PS-201021	45	1	PS-301000	46	1
	118	1- 2	PS-201029	44	16	PS-301007	65	1
PS-101017	75	2- 2	PS-210029	51	19	PS-301008	67	17
PS-101018	75	0- 2	PS-210030	51	15	PS-301009	48	0
PS-103125	44	33	PS-210034	49	19		118	6
PS-110002	33	2	PS-210035	50	14	PS-301011	48	11
PS-110008	5	12	PS-210036	50	11	PS-301012	48	12
PS-110009	39	6	PS-210037	52	23	PS-301013	47	1
PS-110014	39	21	PS-210038	50	1	PS-301015	47	0
PS-110015	36	7	PS-210039	50	4		118	5
PS-110016	36	8	PS-210040	52	19	PS-301016	64	28
PS-110017	36	1	PS-210044	52	21		67	1
PS-110020	39	11	PS-210045	51	8	PS-301017	64	1
PS-110021	38	1	PS-210046	51	9	PS-301020	46	5
PS-110022	38	2	PS-210048	45	6	PS-301021	64	8- 1
PS-110023	39	7	PS-210051	45	26	PS-301022	64	8- 2
PS-110025	34	2	PS-210053	45	21	PS-301023	45	33
PS-110026	33	8- 1	PS-210054	42	3	PS-301024	52	29
PS-110027	33	11	PS-210060	42	1	PS-301027-US	47	10
PS-110028	33	17	PS-210061	42	2	PS-301028-US	48	10
PS-110029	33	4	PS-210065	42	45	PS-301029-US	47	13
PS-110030	38	7	PS-210066	45	7	PS-310012	64	13
PS-110031	38	8	PS-210067	52	28	PS-310013	64	30
PS-110036	36	12	PS-210070	49	49	PS-310014	67	3
PS-110048	38	4- 1	PS-210071	45	31	PS-310015	69	3
PS-110049	36	11	PS-210072	45	13	PS-310024	64	35
PS-110050	36	17	PS-210077	50	2		67	7
PS-110051	41	2	PS-210078	45	5	PS-310026	69	2
PS-110052	41	1	PS-210081	45	23	PS-310027	64	47
PS-110053	40	3	PS-210082	45	9	PS-310030	64	3

PS-10 (TYPE 1 / TYPE 2)

PART. NO	FIG. NO	-REF NO	PART. NO	FIG. NO	-REF NO	PART. NO	FIG. NO	-REF NO
PS-310033	64	16	PS-410090	80	28	PS-610033	56	17
PS-310034	64	17	PS-410114	80	27	PS-610036	39	8
PS-310037	69	1	PS-410115	80	3	PS-610039	32	15
PS-310047	64	29	PS-410117	80	38	PS-610049	59	5
	67	2	PS-501004	66	6	PS-610053	58	17
PS-310049	48	1	PS-501005	66	7	PS-610057	56	24
PS-310051	44	35	PS-501006	66	16	PS-610066	53	15
PS-310053	32	16	PS-501007	68	18	PS-610070	94	12
PS-401000	80	1	PS-501012	66	8	PS-610072	56	7
PS-401001	80	9	PS-501013	66	9	PS-610073	59	1
PS-401002	80	10	PS-501014	66	1- 2	PS-610080	55	5
PS-401006	80	37	PS-501015	66	1- 1	PS-610088	94	13
PS-401009	80	14	PS-501016	68	1- 2	PS-610089	53	1
PS-401010	80	15	PS-501017	68	1- 1	PS-610090	60	9
PS-401011	80	29	PS-510000	66	2	PS-610091	56	52
PS-401012	80	23		68	2	PS-610093	56	9
PS-401013	80	32		68	5	PS-610094	34	18
PS-401016	66	3	PS-510003	68	6	PS-610095	61	1- 1
	68	3	PS-510010	66	13	PS-610098	62	23
PS-401018	80	25	PS-510011	68	12	PS-610099	62	24
PS-401019	80	26	PS-510015	68	7	PS-610100	62	22
PS-401024	80	17	PS-510016	68	8	PS-610101	62	21
PS-401029	80	18	PS-510017	68	14	PS-610102	62	25
PS-401030	80	19	PS-601000	56	41	PS-610103	61	1- 2
PS-401034	80	5	PS-610000	61	7- 1	PS-610104	61	7- 2
PS-401038	80	4	PS-610002	61	9- 1	PS-610105	61	10- 2
PS-401042	80	34	PS-610003	61	10- 1	PS-610108	37A	1
PS-401045	80	35	PS-610004	55	1	PS-610109	37A	12
PS-401046	80	36	PS-610006	56	5	PS-610110	57	1- 2
PS-401051	80	11	PS-610008	57	1- 1	PS-610111	56	13
PS-401052	80	24	PS-610009	111	1	PS-610112	56	11
PS-401053	80	39	PS-610011	58	12		56	12
PS-401054	80	40	PS-610012	58	13	PS-610114	61	9- 2
PS-410003	80	7	PS-610014	61	21	PS-610115	56	38
PS-410004	80	8	PS-610015	55	2	PS-610117	56	44
PS-410005	80	12	PS-610016	55	3	PS-610119	61	28
PS-410006	80	13	PS-610017	58	1	PS-610121	63	2
PS-410032	80	20	PS-610018	58	2	PS-610123	61	18
PS-410033	80	21	PS-610019	62	1	PS-610124	56	10
PS-410034	80	22	PS-610020	62	2	PS-610125	61	16
PS-410047	80	16	PS-610021	56	16	PS-610126	56	53
PS-410056	80	6	PS-610022	51	41	PS-610127	20A	22
PS-410057	80	2	PS-610023	56	36	PS-610128	20A	7
PS-410069	80	41	PS-610025	56	20	PS-610129-REC	20A	8
PS-410077	66	17	PS-610026	56	21	PS-610141	56	51
	68	16	PS-610027	56	22	PS-610142	39	31
PS-410078	66	18	PS-610029	61	17	PS-610151	39	20
	68	17	PS-610030	62	26	PS-701000	111	4- 1
PS-410080	39	12	PS-610031	62	29	PS-701001	111	6

PART. NO	FIG. NO	-REF NO	PART. NO	FIG. NO	-REF NO	PART. NO	FIG. NO	-REF NO
PS-701002	111	14	PS-801007	73	14	PS-850035	76	3
PS-701003	111	4- 2	PS-801008	72	12	PS-850036	76	4
PS-705003	35	2- 1	PS-801009	72	8	PS-850037	76	5
PS-705004	35	9	PS-801010	73	13	PS-850038	76	6
PS-705005	35	18	PS-801013	64	11	PS-850039	76	7
PS-705006	35	2- 2	PS-801014	64	7	PS-850040	76	8
PS-710002	37	7	PS-801015	73	7	PS-850041	76	9
	37A	30	PS-801016	73	25	PS-850042	76	10
PS-710003	111	12	PS-801017	73	28	PS-850044	74	16
PS-710004	37	12	PS-801018	73	26	PS-850045	74	15
PS-710005	37	14	PS-801021	73	22	PS-850046	74	14
PS-710006	37	13	PS-801025	73	17	PS-850054	74	10
PS-710007	37	5	PS-801027	56	47	PS-850062	76	29
PS-710010	37A	23	PS-801028	56	25	PS-850063	76	31
PS-710012	37A	13	PS-801031	71	12	PS-850064	77	8
PS-710013	37A	21	PS-801032	56	45	PS-850066	79	15
PS-710014	37	4	PS-801033	74	1- 2	PS-850068	76	35
	37A	25	PS-805001	74	8	PS-850069	76	44
PS-710015	37A	27	PS-805003	74	1- 1	PS-850071	74	22
PS-710016	37A	28	PS-805006	79	1	PS-850072	79	17
PS-710017	37A	36	PS-805009	79	7	PS-850073	79	18
PS-710018	37A	37	PS-805010	79	10	PS-850074	34	3- 1
PS-710019	37A	32	PS-805012	34	6- 2		34	3- 2
PS-710020	37A	26	PS-805013	34	5- 2	PS-850075	44	37
PS-710021	37	6	PS-805014	76	40		79	20
	37A	29	PS-810000	71	19	PS-850076	34	4
PS-710022	37A	38	PS-810001	71	20	PS-850081	76	20
PS-710023	37A	24	PS-810004	73	27	PS-901009	81	1
PS-710025	37A	40	PS-810005	72	10	PS-901010	81	2
PS-710026	38	4- 2		72	14	PS-901015	81	4
PS-710027	95	10	PS-810006	72	9	PS-901016	81	3
PS-710028	63	6		72	13	PS-901018	83	3- 1
	111	25	PS-810008	71	9	PS-901019	83	1
PS-710030	37A	41	PS-810009	34	17	PS-901024	85	5
PS-710031	37A	42	PS-810010	64	25	PS-901025	85	6
PS-710032	37A	39	PS-850003	77	9	PS-901098	82	11
PS-710033	39	29	PS-850004	78	8	PS-901104	110	2
PS-750000	35	1	PS-850005	79	16	PS-901105	110	1
PS-750001	35	3	PS-850007	78	5	PS-901172	85	2
PS-750002	35	4	PS-850013	79	27	PS-901173	85	3
PS-750003	35	5	PS-850019	76	37	PS-901181	84	1
PS-750004	35	6	PS-850021	74	19	PS-901193	89	3
PS-750005	35	7	PS-850027	79	12	PS-901194	89	7
PS-750006	35	8	PS-850028	79	13	PS-901204	101	1
PS-801000	71	1	PS-850029	79	11	PS-901205	101	2
PS-801001	71	2	PS-850031	77	10	PS-901206	101	10
PS-801002	70	1	PS-850032	78	9	PS-901207	101	11
PS-801003	72	1	PS-850033	76	1	PS-901214	85	1- 1
PS-801004	70	2	PS-850034	76	2	PS-901237	102	1

PART. NO	FIG. NO	-REF NO	PART. NO	FIG. NO	-REF NO	PART. NO	FIG. NO	-REF NO
PS-901254	87	1	PS-901527	88	7	PS-901765	104	33
PS-901279	88	26	PS-901532	88	35	PS-901797	116	40
PS-901295	115	1	PS-901533	88	12	PS-910000	91	9
PS-901296	115	10	PS-901534	88	31- 1	PS-910001	109	1
PS-901297	115	15	PS-901535	88	39	PS-910047	83	4
PS-901298	115	17	PS-901539	88	36	PS-910048	83	2
PS-901337	86	2	PS-901544	88	24	PS-910118	82	12
PS-901338	86	1	PS-901548	88	13	PS-910175	91	13
PS-901353	82	1	PS-901549	88	14	PS-910176	91	14
PS-901357	82	2	PS-901557	88	20	PS-910186	91	17
PS-901366	86	3	PS-901558	88	22	PS-910187	91	16
PS-901367	86	4	PS-901560	88	1- 1	PS-910188	91	19
PS-901370	107	11	PS-901590	88	18	PS-910189	91	20
PS-901371	107	12	PS-901591	88	19	PS-910266	84	3
PS-901372	107	13	PS-901593	86	5	PS-910304	108	12
PS-901373	107	14	PS-901594	88	4	PS-910305	108	10
PS-901374	88	38	PS-901595	88	8	PS-910318	91	22
PS-901388	107	1	PS-901596	87	3	PS-910418	82	7
PS-901389	107	2	PS-901597	87	2	PS-910420	105	8
PS-901392	85	17	PS-901607	89	8	PS-910448	104	31
PS-901393	85	18	PS-901608	89	4		105	2
PS-901405	107	3	PS-901609	89	2	PS-910476	83	16
PS-901406	107	4	PS-901610	89	6	PS-910485	106	18
PS-901408	94	1- 1	PS-901611	109	7	PS-910486	106	19
PS-901452	39	1	PS-901612	109	8	PS-910487	106	21
PS-901465	93	5	PS-901614	89	1	PS-910488	106	20
	93	6	PS-901615	89	5	PS-910489	106	23
PS-901470	110	7	PS-901626	105	24	PS-910490	106	22
PS-901471	110	8	PS-901629	100	1	PS-910491	106	25
PS-901475	88	41	PS-901656	62	10	PS-910492	106	24
PS-901480	95	9	PS-901657	106	1	PS-910495	106	27
PS-901481	95	1	PS-901658	106	2	PS-910496	104	20
PS-901483	91	1	PS-901659	87	9	PS-910497	104	21
PS-901486	92	5	PS-901660	87	8	PS-910498	104	23
PS-901490	105	3	PS-901661	92	1	PS-910499	104	22
PS-901494	104	3	PS-901663	96	4	PS-910513	98	5
PS-901495	104	4	PS-901669	94	1- 2	PS-910514	98	6
PS-901496	82	13	PS-901670	83	3- 2	PS-910515	98	7
PS-901497	103	1	PS-901673	85	1- 2	PS-910516	98	8
PS-901503	112	1	PS-901675	96	2	PS-910524	115	19
PS-901504	112	9	PS-901677	88	5	PS-910525	85	7
PS-901505	112	10	PS-901678	88	9	PS-910543	107	9
PS-901509	106	26	PS-901681	94	15	PS-910544	107	8
PS-901512	116	15	PS-901698	88	1- 2	PS-910546	62	19
PS-901513	116	16	PS-901721	88	31- 2	PS-910555	117	7
PS-901514	85	16	PS-901757	116	44	PS-910558	97	1
PS-901524	88	6	PS-901762	104	26	PS-910559	97	2
PS-901525	88	10	PS-901763	104	25	PS-910560	97	3
PS-901526	88	3	PS-901764	104	34	PS-910562	97	5







## SANTANA PS-10 (TYPE 1 / TYPE 2) **PARTS CATALOGUE**

---

2<sup>nd</sup> Edition

Printed in January, 2003

Published in January, 2003

© 2002 SANTANA MOTOR S.A. All rights reserved

No part of this document may be reproduced or transmitted in any form or by any means, electronic or mechanical, for any purpose, without the express written of SANTANA MOTOR, S.A.

**SANTANA MOTOR, S.A.**

Part Technical Departament

Avda. Primero de Mayo, s/n

23700 Linares, Spain

---

Reprint Prohibited (S)

**1** **INFORMATION  
ILLUSTRATION INDEX**

**2** **ENGINE**

**3** **TRANSMISSION**

**4** **ELECTRICAL**

**5** **SUSPENSION  
BRAKE**

**6** **BODY**

**7** **PARTS NUMBER INDEX**

**PS-10 (TYPE 1 / TYPE 2)  
PICK-UP**

Model of catalogue:	Part catalogue No.
PS-10 (TYPE 1 / TYPE 2) PICK-UP	791134I

**INFORMATION  
ILLUSTRATION INDEX** 1

**ENGINE** 2

**ELECTRICAL** 4

**SUSPENSION  
BRAKE** 5

**BODY** 6

**PARTS NUMBER  
INDEX** 7



## General information

This parts catalogue is a supplement to the Basic Catalogue (code 790960-02I).

The contents of this catalogue refers to the differences between PS-10 vehicles (Type 1/Type 2) PICK-UP, and PS-10 (Type 1/Type 2), referred in the basic catalogue.

When replacing any part of this vehicle, please refer to this supplement first. If the part can not be found, refer to the basic catalogue (code 790960-02I).



FIG. 40 LABELS

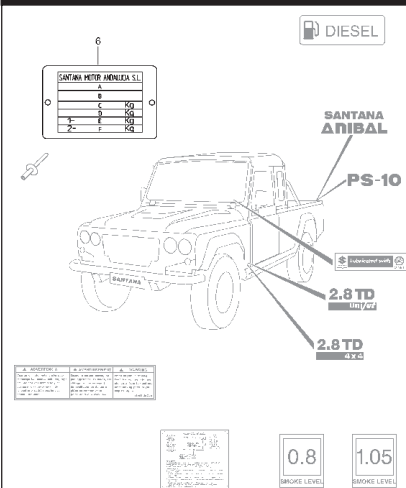


FIG. 59 FRONT & ROOM LAMPS

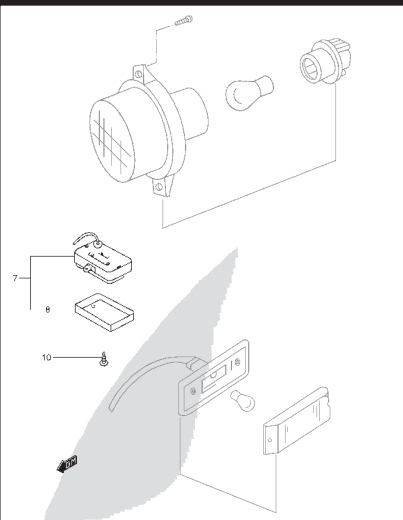


FIG. 61 WIRING HARNESS

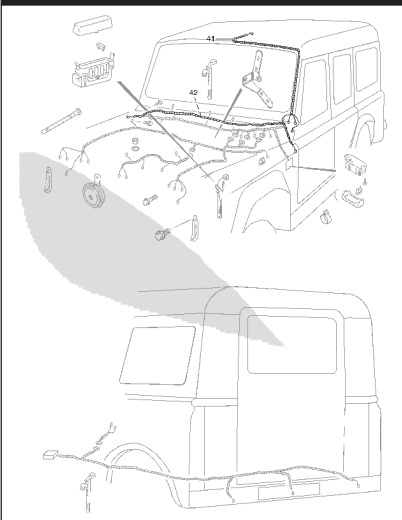


FIG. 68 REAR SUSPENSION

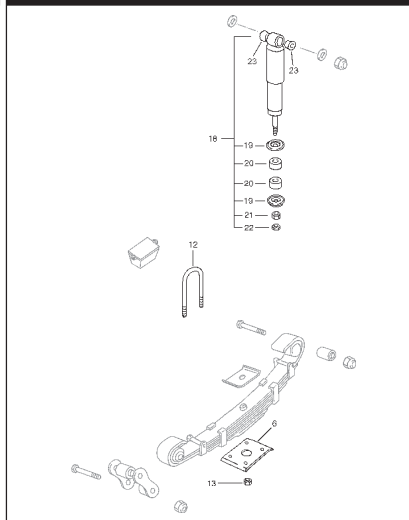


FIG. 80 CHASSIS FRAME

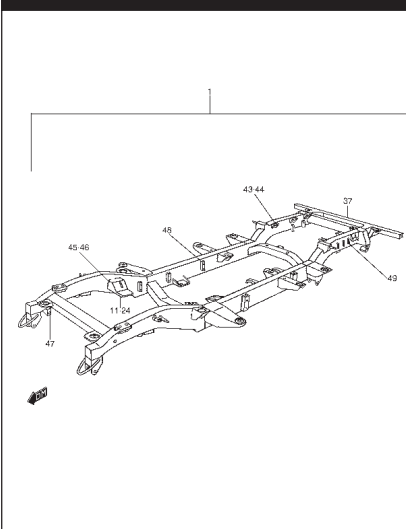


FIG. 85A FRONT BODY

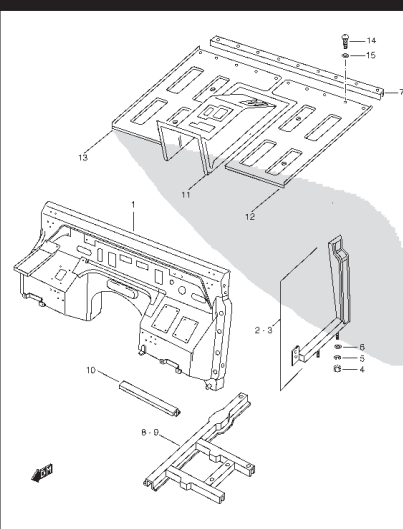


FIG. 86A DOOR PANEL

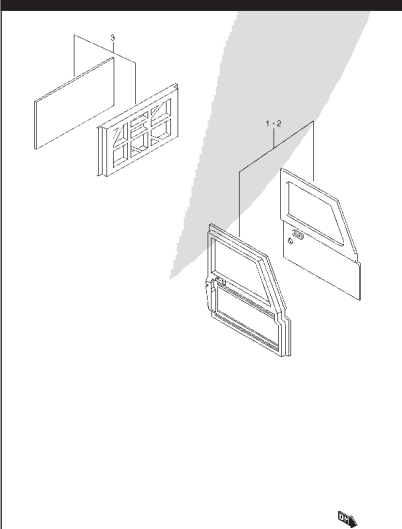
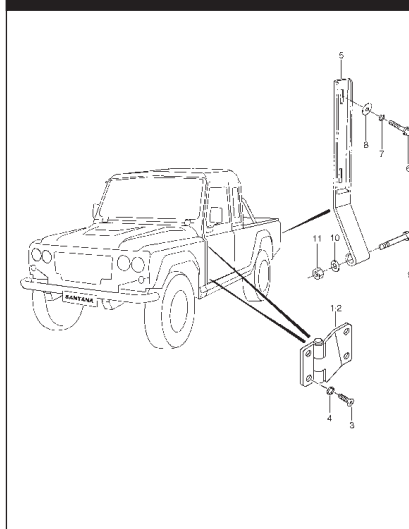


FIG. 87A HINGES



INFO.  
1



INFO.

1

FIG. 88B REAR BODY

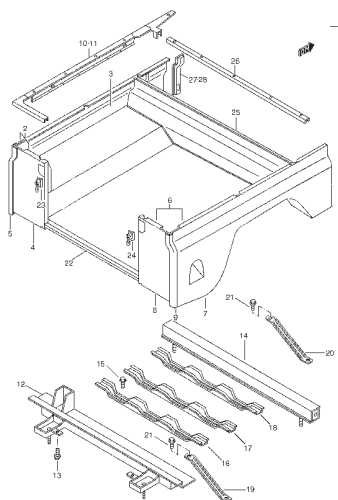


FIG. 89A REAR SIDE PANELS & OVER-TURNING PROTECTION BAR

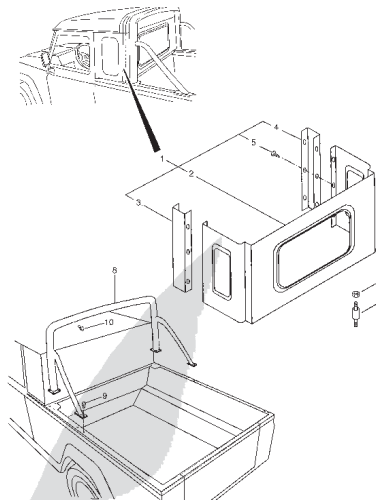


FIG. 90A BODY MOUNTING

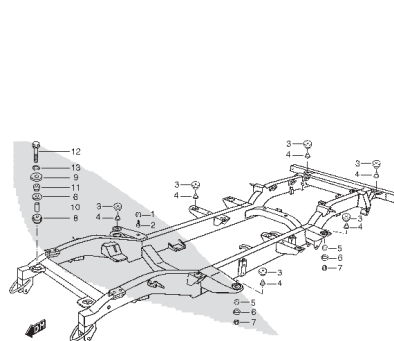


FIG. 92 ABUTMENT & REAR BUMPER

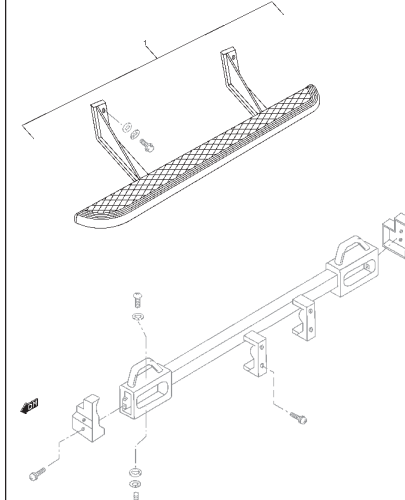


FIG. 94B INSTRUMENT PANEL

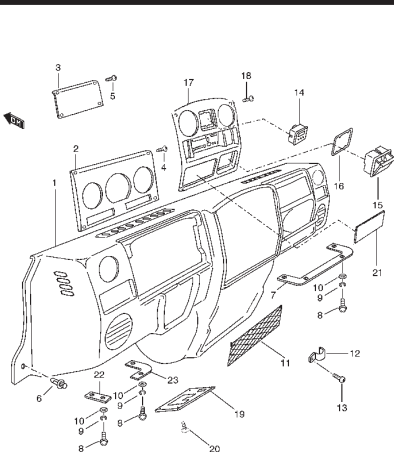


FIG. 97B ANTI-SQUEAK

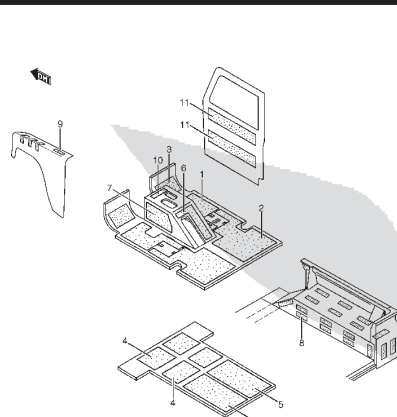


FIG. 98B FLOOR CARPET

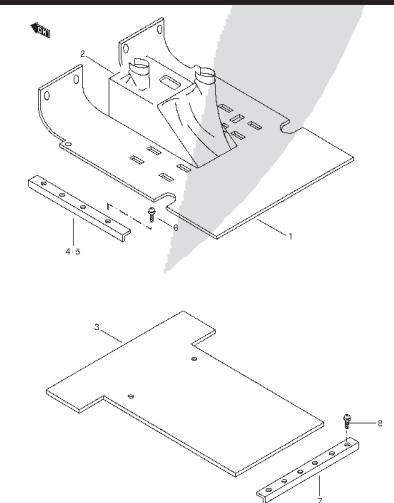


FIG. 99B INTERIOR TRIM

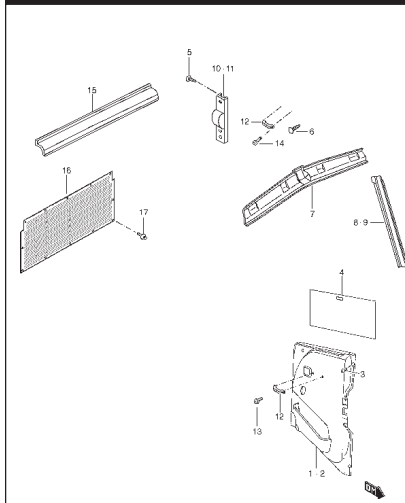


FIG. 100A ROOF PANEL

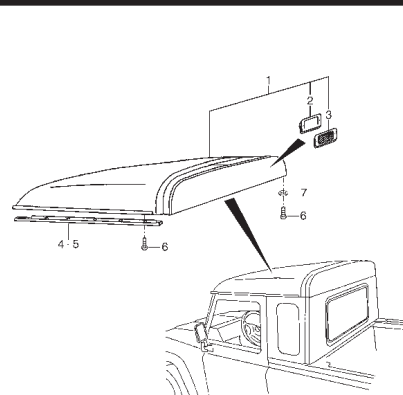


FIG. 101B GARNISH / SPLASH GUARD

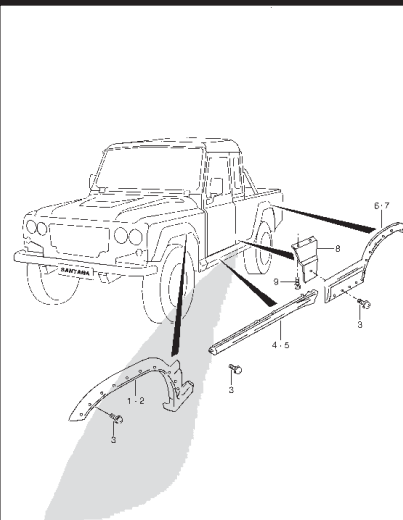


FIG. 102A SPARE TYRE

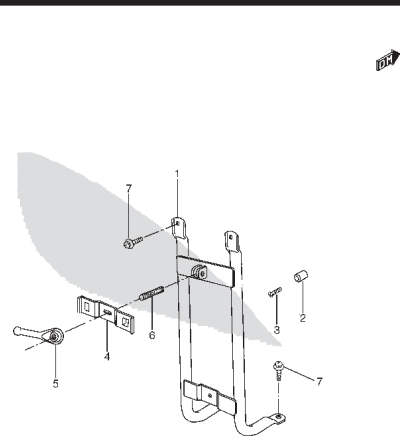


FIG. 103A DOOR STOPPER

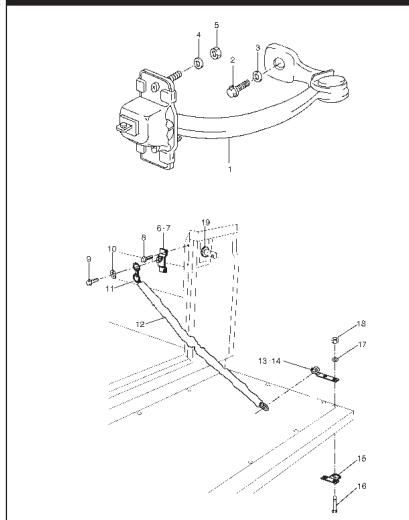


FIG. 108A WEATHERSTRIP

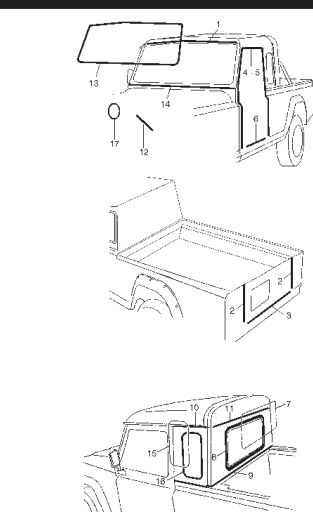


FIG. 109A WINDOW GLASS

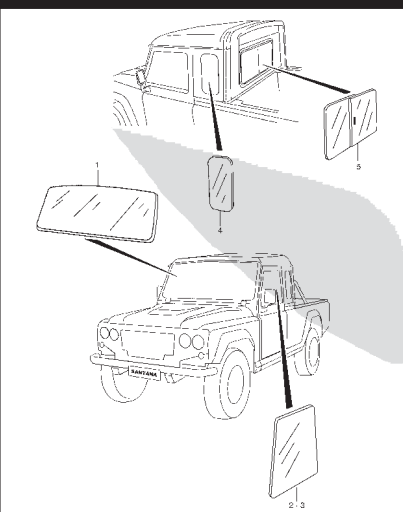


FIG. 115 SEAT BELTS

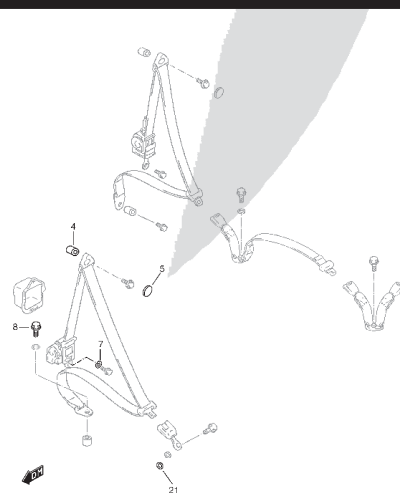
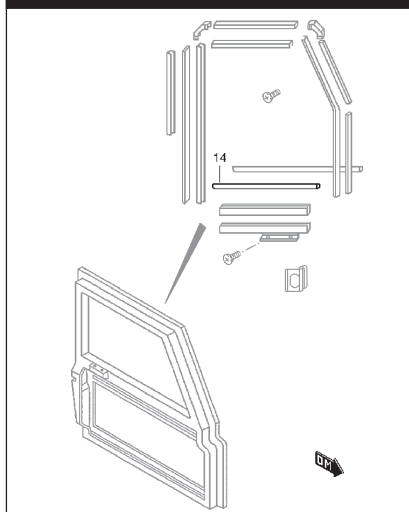



FIG. 116 DOOR GLASS RUN



INFO.

1

# ENGINE



PS-10 (TYPE 1 / TYPE 2)  
PICK-UP

FIG. 40

## LABELS

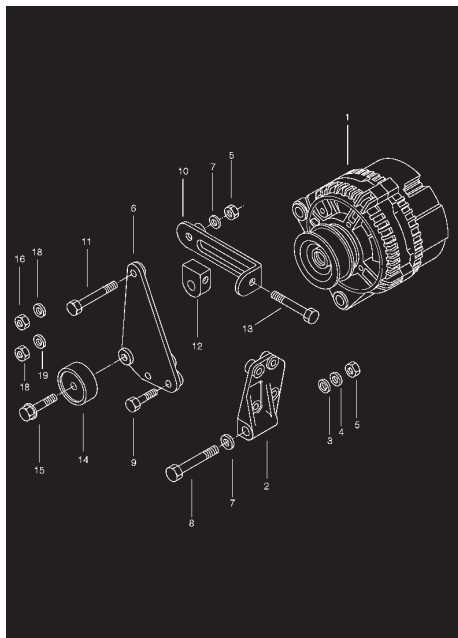
REF NO.	PART NO.	DESCRIPTION	Q'TY	REMARKS
6- 6	PS-911733	PLATE, VEHICLE IDENTIFICATION	1	TYPE 1
6- 7	PS-911663	PLATE, VEHICLE IDENTIFICATION	1	TYPE 2, E53
6- 8	PS-911664	PLATE, VEHICLE IDENTIFICATION	1	TYPE 2, EXC. E53

**ADVERTENCIA** / **AVVERTIMENT** / **WARNING**

Consulte el manual del propietario.  
Consultar les instruccions d'ús.  
See the owner's manual for details.  
Consultar el manual del propietario.  
Consultar les instruccions d'ús.  
See the owner's manual for details.  
Consultar el manual del propietario.  
Consultar les instruccions d'ús.  
See the owner's manual for details.

PS-10 (TYPE 1 / TYPE 2)  
PICK-UP



# ELECTRICAL

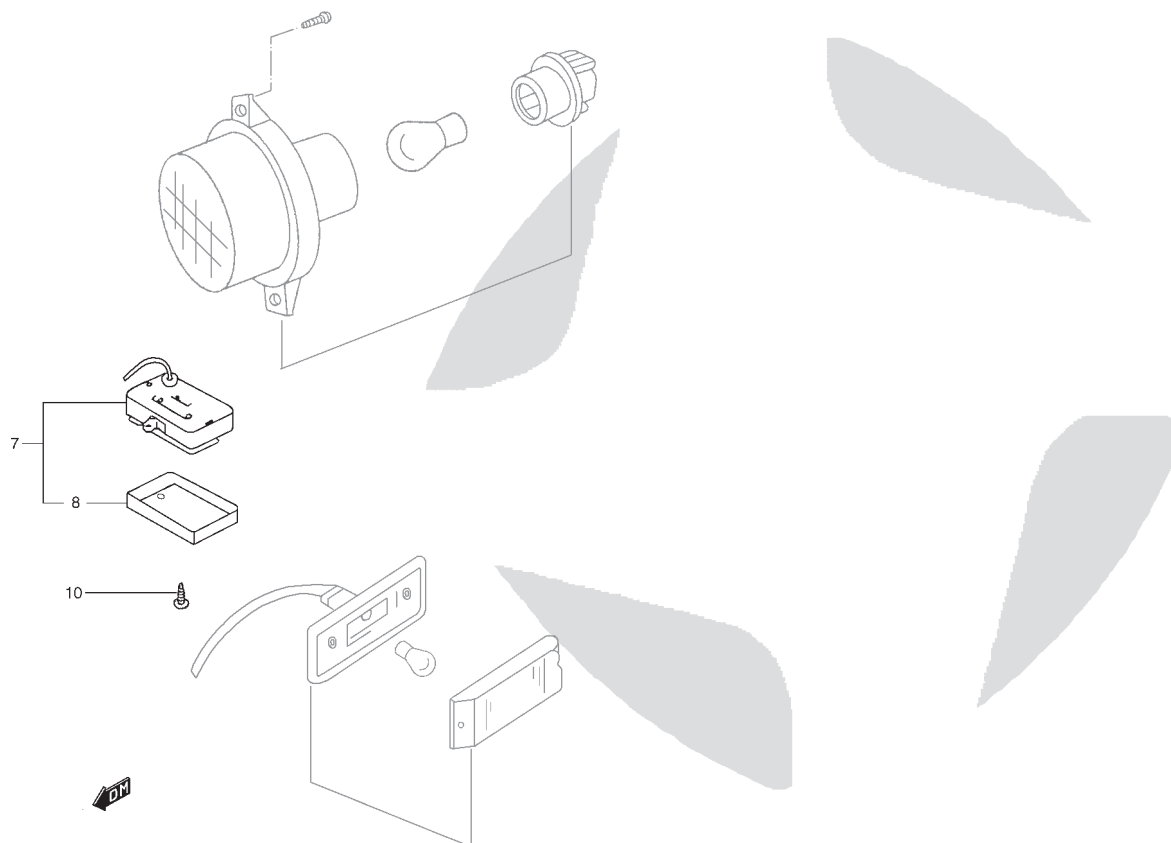
ELECTRICAL

4

PS-10 (TYPE 1 / TYPE 2)  
PICK-UP

## FRONT & ROOM LAMPS

REF NO.	PART NO.	DESCRIPTION	Q'TY	REMARKS
7- 3	36210-60A00-5EH	LAMP ASSY, ROOM	1	
8- 3	36212-60A00	.LENS	1	
10- 3	03211-04163	BOLT	2	

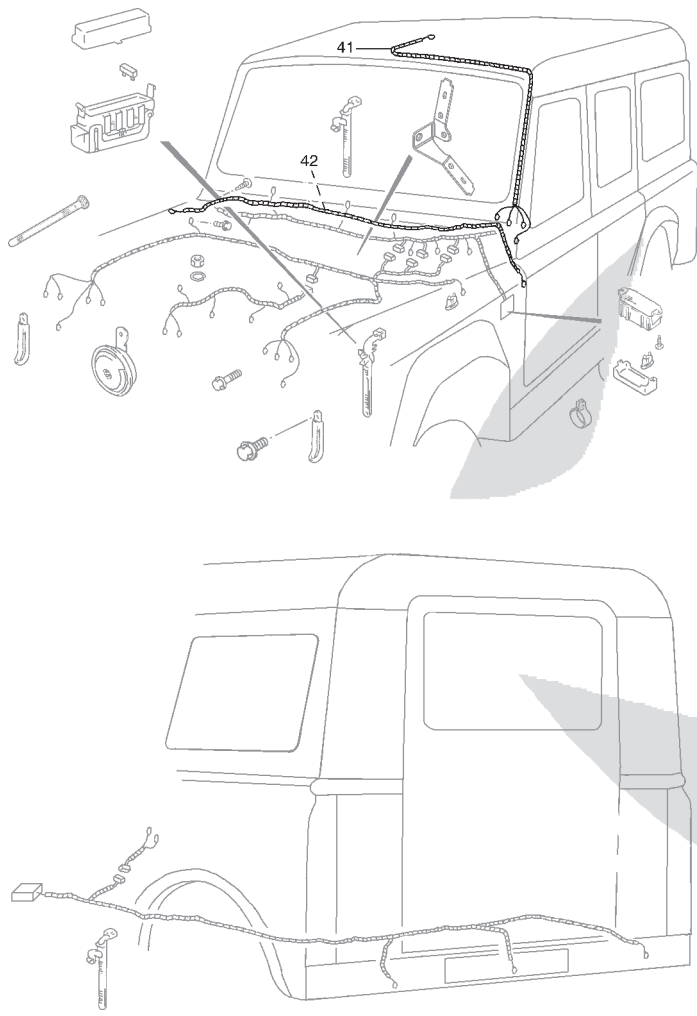


PS-10 (TYPE 1 / TYPE 2)  
PICK-UP

FIG. 61

# WIRING HARNESS

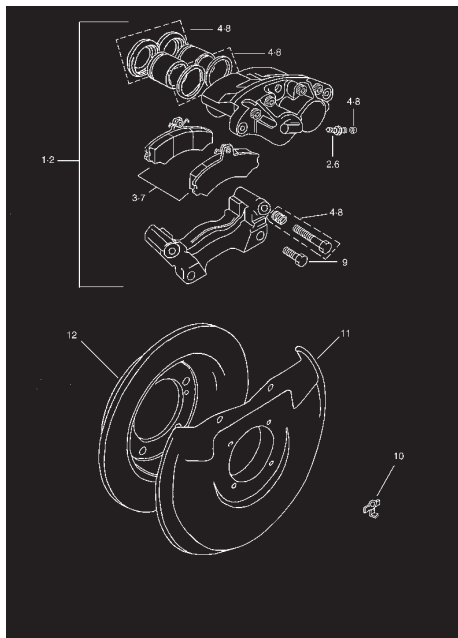
REF NO.	PART NO.	DESCRIPTION	Q'TY	REMARKS
41- 3	PS-610331	WIRE, FR ROOM LAMP	1	
42- 2	PS-610329	WIRE, DOOR SWITCH RH	1	



PS-10 (TYPE 1 / TYPE 2)  
PICK-UP

ELECTRICAL

4



# SUSPENSION / BRAKES

SUSPENSION / BRAKES

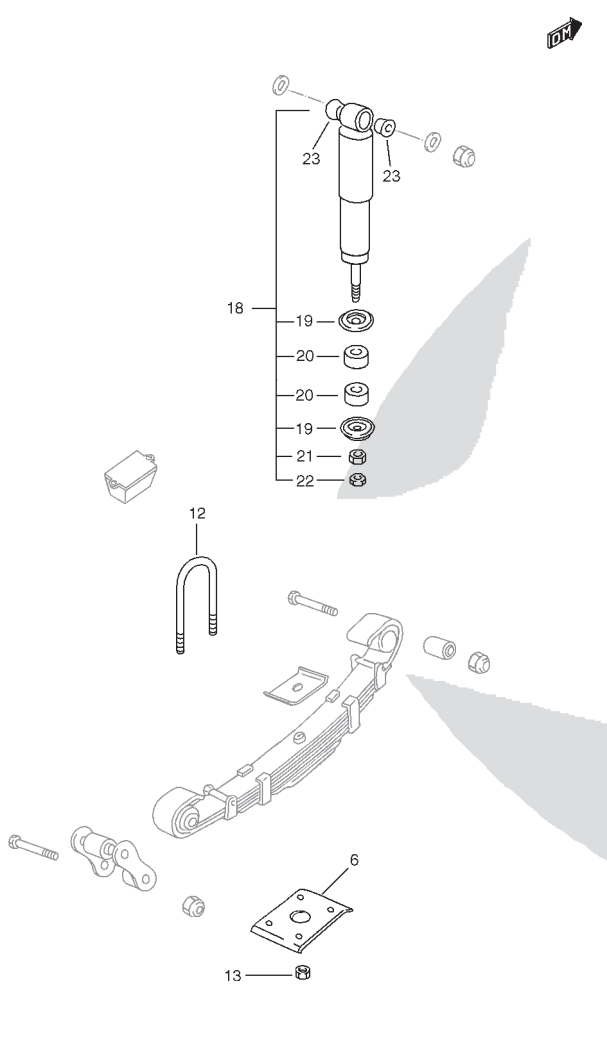
5

PS-10 (TYPE 1 / TYPE 2)  
PICK-UP

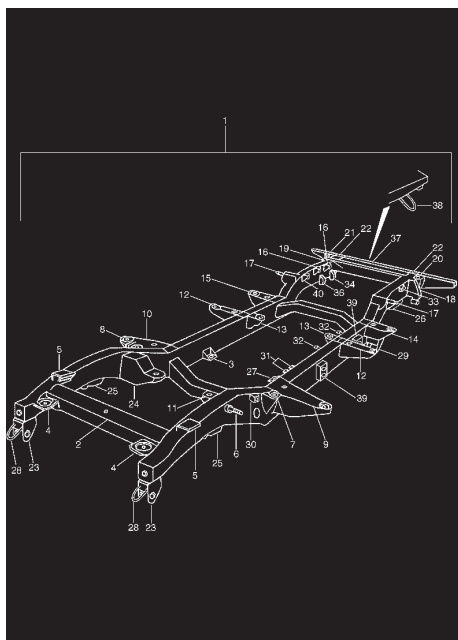


FIG. 68

## REAR SUSPENSION

		REF NO.	PART NO.	DESCRIPTION	Q'TY	REMARKS
		6- 2	PS-510021	SEAT, SPRING REAR	2	
		12- 2	PS-510027	U BOLT, REAR	4	
		13- 2	PS-000009	NUT, U BOLT	8	
		18- 2	PS-501025	ABSORBER ASSY, RR SHOCK	2	
		19- 2	A501007-000	.WASHER	4	
		20- 2	A501007-001	.RUBBER	4	
		21- 2	A501007-002	.NUT	2	
		22- 2	A501007-003	.NUT	2	
		23- 2	A501007-004	.RUBBER	2	

PS-10 (TYPE 1 / TYPE 2)  
PICK-UP



# BODY

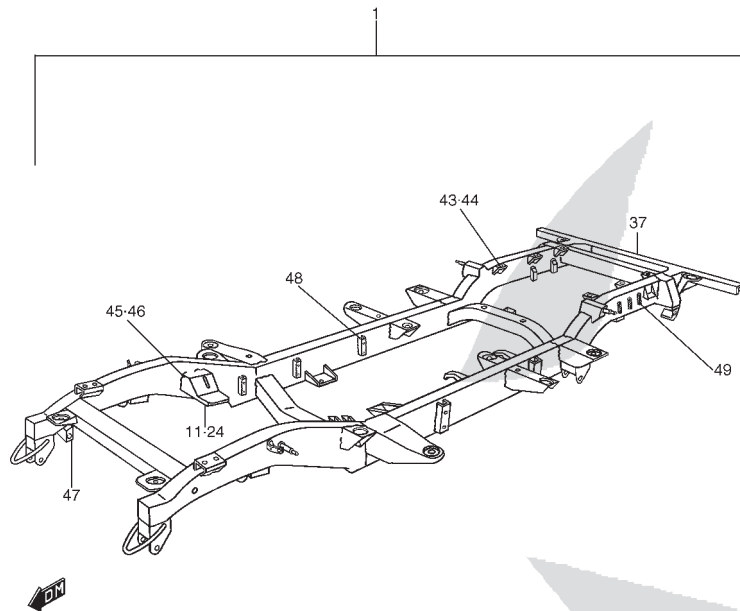
BODY  
6

PS-10 (TYPE 1 / TYPE 2)  
PICK-UP

FIG. 80

# CHASSIS FRAME

REF NO.	PART NO.	DESCRIPTION	Q'TY	REMARKS
1- 5	PS-401094	FRAME ASSY	1	
11- 2	PS-401085	.BRACKET ASSY, ENGINE LH	1	
24- 2	PS-410155	.BRACKET, ENGINE RH	1	
37- 3	PS-401095	.CROSSMEMBER ASSY, 6TH	1	
43	PS-410167	.BRACKET ASSY, FRAME LH	1	
44	PS-410166	.BRACKET, FRAME RH	1	
45	PS-410156	.BRACKET REINE, ENGINE LH	1	
46	PS-410157	.BRACKET REINE, ENGINE RH	1	
47	PS-401097	.BRACKET, STEERING SHOCK ABSORBER	1	
48	PS-610166	.BRACKET, HEATER PIPE	3	
49	PS-401078	.BRACKET, HEATER PIPE	1	



PS-10 (TYPE 1 / TYPE 2)  
PICK-UP

BODY

6

FIG. 85A

## FRONT BODY

		REF NO.	PART NO.	DESCRIPTION	Q'TY	REMARKS
		1	PS-901673	PANEL ASSY, DASH	1	
		2	PS-901642	SIDE BODY ASSY, LH	1	
		3	PS-901643	SIDE BODY ASSY, RH	1	
		4	08310-00083	NUT	4	
		5	08321A31083	SPRING WASHER	4	
		6	09160T08075	PLAIN WASHER	4	
		7	PS-901655	REINE PROFILE REAR ASSY, FLOOR	1	
		8	PS-901652	MEMBER ASSY, BODY LH	1	
		9	PS-901653	MEMBER ASSY, BODY RH	1	
		10	PS-910525	PROFILE, UNION	1	
		11	PS-901844	PANEL ASSY, GEAR SHIFT CASE	1	
		12	PS-910976	PANEL, FLOOR LH	1	
		13	PS-901723	PANEL ASSY, FLOOR RH	1	
		14	09125-08002	BOLT	9	
		15	08322-01083	PLAIN WASHER	9	

PS-10 (TYPE 1 / TYPE 2)  
PICK-UP

BODY

6

DOOR PANEL

REF NO.	PART NO.	DESCRIPTION	Q'TY	REMARKS
1	PS-901338	DOOR ASSY, FR RH	1	
2	PS-901337	DOOR ASSY, FR LH	1	
3	PS-902285	DOOR LATCH ASSY, REAR	1	

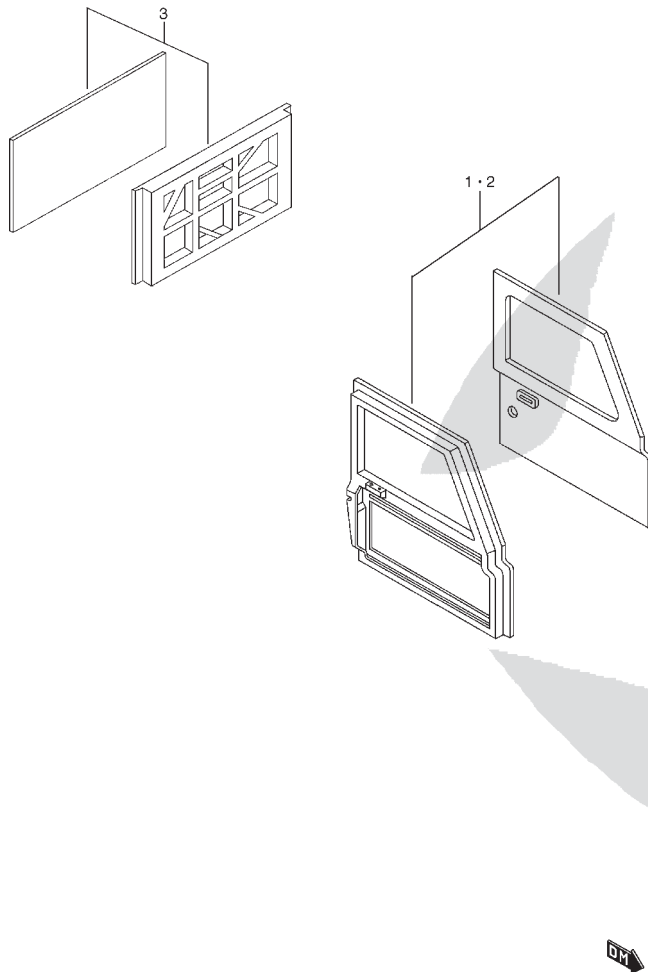


FIG. 87A

# HINGES

REF NO.	PART NO.	DESCRIPTION	Q'TY	REMARKS
1	PS-901660	HINGE ASSY, FRONT DOOR LH	2	
2	PS-901659	HINGE ASSY, FRONT DOOR RH	2	
3	PS-000080	BOLT	16	
4	09163C08002	WASHER, CONE	16	
5	PS-901886	HINGE ASSY, DOOR LATCH RR	2	
6	01550-10253	BOLT	4	
7	08321A31103	SPRING WASHER	4	
8	09160-10001	PLAIN WASHER	4	
9	PS-000091	BOLT	2	
10	08322-11103	PLAIN WASHER	2	
11	184224	NUT	2	

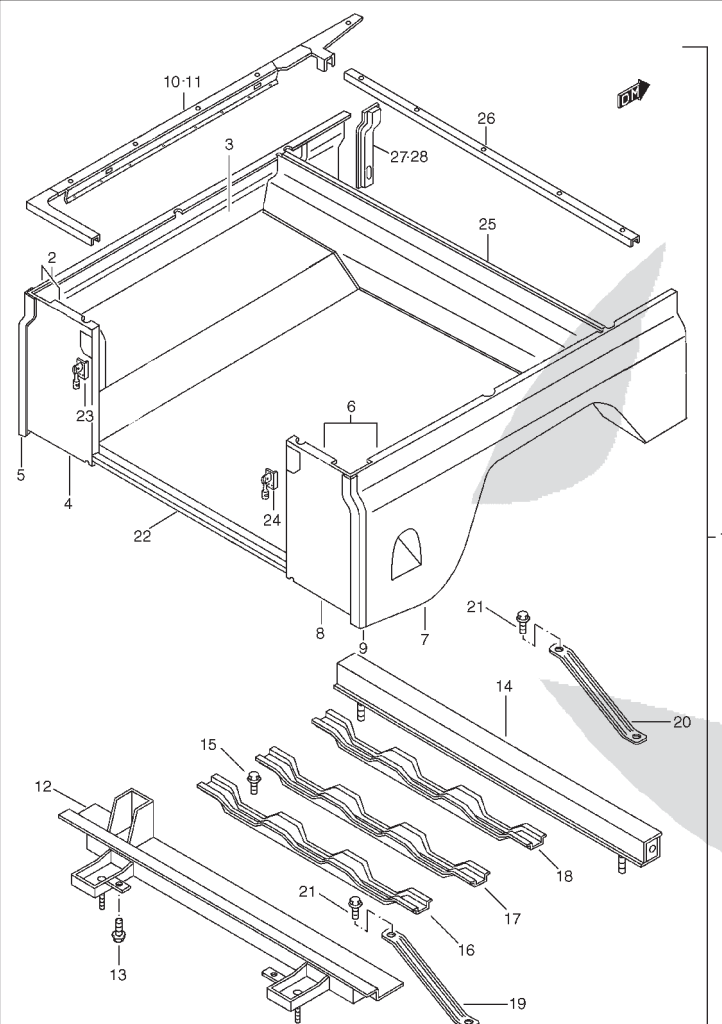
PS-10 (TYPE 1 / TYPE 2)  
PICK-UP

BODY

6

FIG. 88B

## REAR BODY



REF NO.	PART NO.	DESCRIPTION	Q'TY	REMARKS
1- 1	PS-902137	BOOT ASSY	1	TYPE 1
1- 2	PS-902126	BOOT ASSY	1	TYPE 2
2	PS-902121	.SIDE BOOT WHEEL HOUSING LH	1	
3	PS-901967	..SIDE PANEL, LH	1	
4	PS-901996	..REAR PANEL ASSY, LH	1	
5	PS-911547	.. LH CORNER PROTECTION FRAME	1	
6	PS-902122	.SIDE BOOT, WHEEL HOUSING RH	1	
7	PS-901968	..SIDE PANEL, RH	1	
8	PS-901997	..REAR PANEL ASSY, RH	1	
9	PS-911548	..RH CORNER PROTECTION FRAME	1	
10	PS-902123	.UPPER LH GARNISH ASSY	1	
11	PS-902124	.UPPER RH GARNISH ASSY	1	
12	PS-902015	.BOOT TO BODY REAR FRAME ASSY	1	
13	02142-06123	.SCREW	9	
14	PS-902135	.BOOT TO CHASSIS FRONT PANEL ASSY	1	
15	09125-84C00	.SCREW	2	
16	PS-902191	.FLOOR CROSSMEMBER ASSY NO.1	1	
17	PS-902193	.FLOOR CROSSMEMBER ASSY NO.2	3	
18	PS-901697	.FLOOR CROSSMEMBER ASSY NO.3	1	TYPE 2
19	PS-901539	.REAR BOOT BRACKET ASSY	2	
20	PS-901674	.FRONT BOOT BRACKET ASSY	2	
21	02112-06123	.SCREW	8	
22	PS-902125	.REAR FLOOR ASSY	1	
23	PS-902009	.LH REAR CORNER BRACKET	1	
24	PS-902010	.RH REAR CORNER SUPPORT	1	
25	PS-911173	.FRONT BOOT PANEL ASSY	1	
26	PS-901745	.PANEL UPPER GARNISH ASSY	1	
27	PS-901635	.PILLAR ASSY, FR LH	1	
28	PS-901636	.PILLAR ASSY, FR RH	1	

PS-10 (TYPE 1 / TYPE 2)  
PICK-UP

BODY

6

FIG. 89A

## REAR SIDE PANELS &amp; OVERTURNING PROTECTION BAR

REF NO.	PART NO.	DESCRIPTION	Q'TY	REMARKS
1	PS-902132	CABIN BACKING ASSY	1	
2	PS-902131	.CABIN BACKING PANEL ASSY	1	
3	PS-901705	.BACKING FRONT COLUMN ASSY LH	1	
4	PS-901706	.BACKING FRONT COLUMN ASSY RH	1	
5	02142-06123	.SCREW	6	
6	PS-910911	BUSH	13	
7	08316-10083	BOLT	13	
8	PS-902133	OVERTURN PROTECTING BAR	1	
9	01550-10203	SCREW	10	
10	02142-08203	SCREW	6	

PS-10 (TYPE 1 / TYPE 2)  
PICK-UP

BODY

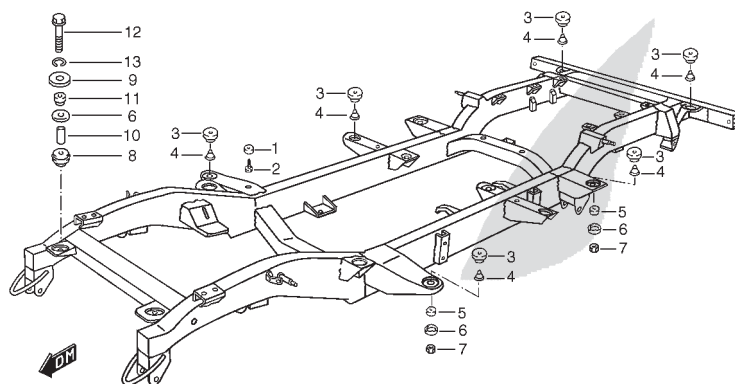
6



FIG. 90A

## BODY MOUNTING

REF NO.	PART NO.	DESCRIPTION	Q'TY	REMARKS
1	71521-56B00	PAD, BODY MOUNTING	13	
2	59931-85C00	CLIP	13	
3	71511-56B00	CUSHION	12	
4	71513-60A00	BUSH	12	
5	71512-60A00	CUSHION	12	
6	71632-83010	WASHER	14	
7	59119-85C00	NUT	12	
8	71514-56B00	CUSHION	2	
9	71516-85C00	BUSH	2	
10	71517-56B02	SPACER	2	
11	71515-60A00	CUSHION	2	
12	01500-10853	BOLT	2	
13	08321A31103	SPRING WASHER	2	



BODY

6

PS-10 (TYPE 1 / TYPE 2)  
PICK-UP

FIG. 92

ABUTMENT & REAR BUMPER

REF NO.	PART NO.	DESCRIPTION	Q'TY	REMARKS
1- 2	PS-901730	ABUTMENT ASSY	2	

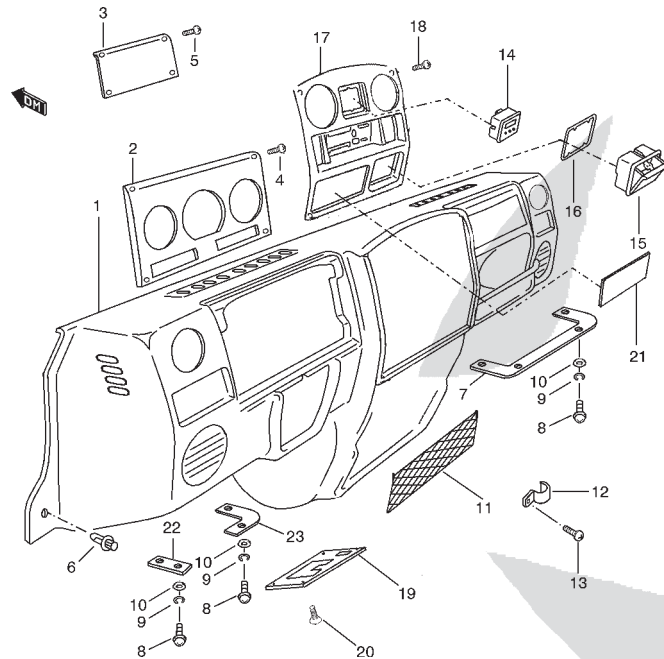
PS-10 (TYPE 1 / TYPE 2)  
PICK-UP

BODY

6

FIG. 94B

## INSTRUMENT PANEL



REF NO.	PART NO.	DESCRIPTION	Q'TY	REMARKS
1	PS-902211	INSTRUMENT PANEL	1	
2	PS-911689	COVER, INSTRUMENT PANEL	1	
3	PS-911688	COVER, SERVICE HOLE	1	
4	PS-000111	BOLT, PANEL	6	
5	PS-000112	BOLT, COVER	2	
6	09409-08308-T01	CLAMP (GRAY)	2	
7	PS-901681	BRACKET ASSY, LOWER RH	1	
8	02112-06203	BOLT	12	
9	08321-31063	LOCK WASHER	12	
10	09160-84C00	PLAIN WASHER	12	
11	PS-910692	TRAY	1	
12	A910692-001	HOOK	4	
13	03112-04203	BOLT	4	
14	34600-84CA0	CLOCK ASSY	1	
15	PS-910740	ASHTRAY, FR	1	
16	PS-910741	CLAMP	1	
17	PS-911766	COVER, CENTRAL SERVICE HOLE	1	
18	PS-000113	BOLT, COVER	4	
19	PS-911764	COVER, FUSE BOX	1	
20	PS-000111	BOLT, FUSE BOX COVER	4	
21	PS-911765	COVER, RADIO	1	
22	PS-902220	BRACKET ASSY, OUTER LH	1	
23	PS-902221	BRACKET ASSY, INNER LH	1	

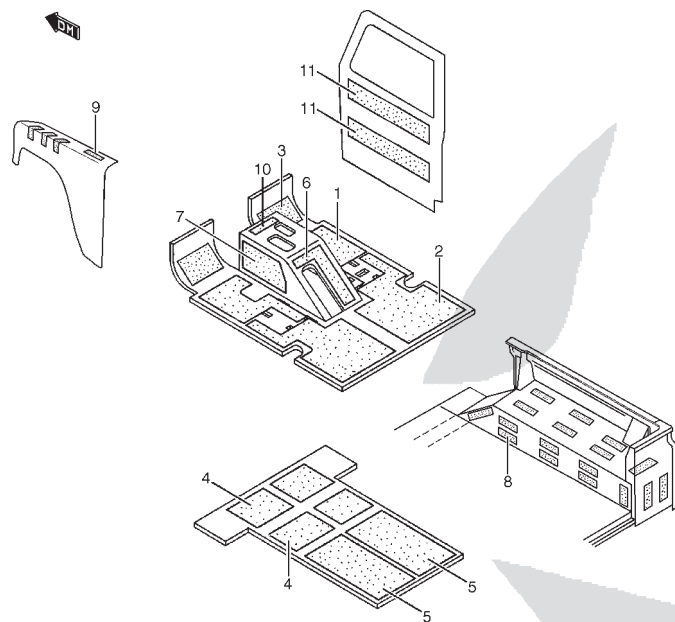
BODY

6

PS-10 (TYPE 1 / TYPE 2)  
PICK-UP

FIG. 97B

## ANTI-SQUEAK



REF NO.	PART NO.	DESCRIPTION	Q'TY	REMARKS
1	PS-911079	ANTI-SQUEAK SHEET, NO. 1	2	
2	PS-911081	ANTI-SQUEAK SHEET, NO. 2	2	
3	PS-910560	ANTI-SQUEAK SHEET, NO. 3	2	
4	PS-911080	ANTI-SQUEAK SHEET, NO. 4	4	
5	PS-911082	ANTI-SQUEAK SHEET, NO. 6	2	
6	PS-910991	ANTI-SQUEAK SHEET, PARKING BRAKE	1	
7	PS-910992	ANTI-SQUEAK SHEET, GEAR BOX	2	
8	PS-910996	ANTI-SQUEAK SHEET, WHEEL HOUSING	40	
9	PS-911004	ANTI-SQUEAK SHEET, FENDER	10	
10	PS-910990	ANTI-SQUEAK SHEET, GEAR BOX COVER	1	
11	PS-911206	ANTI-SQUEAK SHEET, FR DOOR	4	

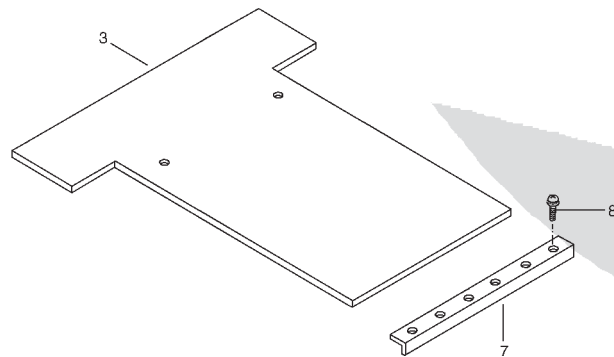
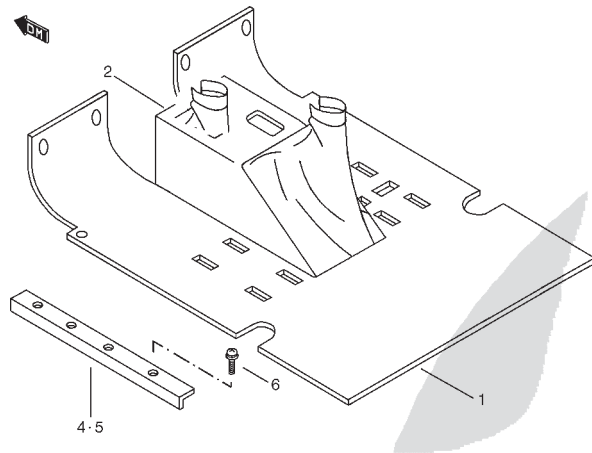
PS-10 (TYPE 1 / TYPE 2)  
PICK-UP

BODY

6

FIG. 98B

FLOOR CARPET



REF NO.	PART NO.	DESCRIPTION	Q'TY	REMARKS
1	PS-911077	MAT, FRONT FLOOR	1	
2	PS-901863	PAD, FLOOR TUNEL	1	
3	PS-911731	MAT, REAR BODY	1	
4	PS-910513	SCUFF, SIDE SILL FR LH	1	
5	PS-910514	SCUFF, SIDE SILL FR RH	1	
6	00063-85C00	SCREW	8	
7	PS-910909	SCUFF, BACK DOOR	1	
8	03141-05123	SCREW	4	

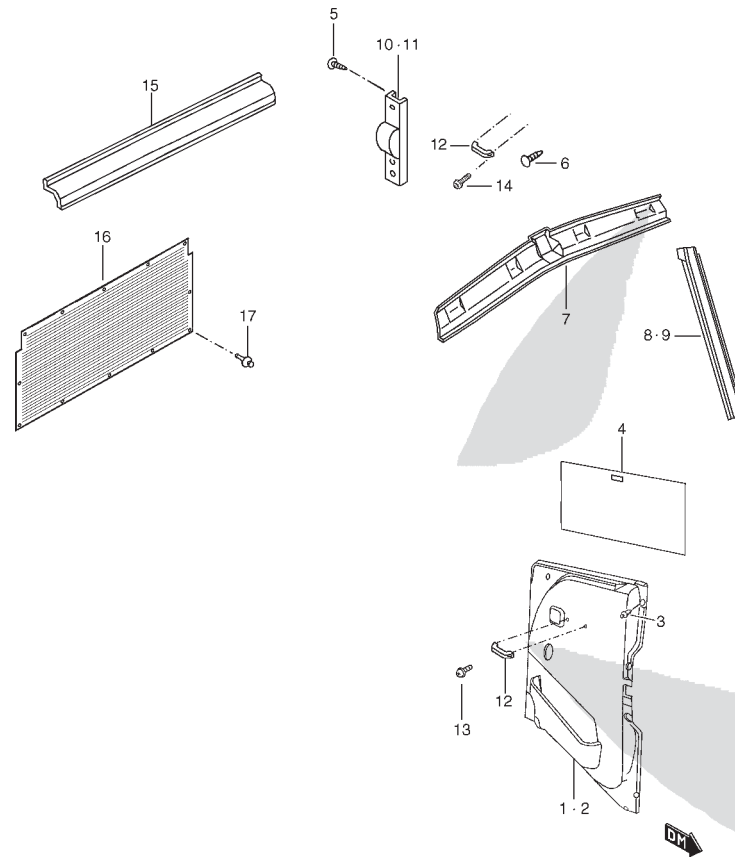
BODY

6

PS-10 (TYPE 1 / TYPE 2)  
PICK-UP

FIG. 99B

## INTERIOR TRIM



REF NO.	PART NO.	DESCRIPTION	Q'TY	REMARKS
1	PS-911691	TRIM, FR DOOR RH	1	
2	PS-911690	TRIM, FR DOOR LH	1	
3	09409-07318-T01	CLIP, TRIM (GRAY)	30	
4	PS-910574	PLASTIC PANEL, FR DOOR	2	
5	09409A10303	CLIP, BELT TRIM	2	
6	59934-85C00-5ES	CLIP, HANDLE	2	
7	PS-911694	TRIM, INR CENTER WINDSHIELD	1	
8	PS-911695	TRIM, INR CENTER WINDSHIELD LH	1	
9	PS-911696	TRIM, INR CENTER WINDSHIELD RH	1	
10	PS-911586	TRIM, BELT LH	1	
11	PS-911587	TRIM, BELT RH	1	
12	PS-910702	HANDLE, FR DOOR & ROOF PANEL	3	
13	02112-05163	SCREW, HANDLE	4	
14	PS-000067	SCREW	2	
15	PS-911590	TRIM, UPPER RR	1	
16	PS-911591	TRIM, BACK DR	1	
17	06006-84C00	RIVET	14	

PS-10 (TYPE 1 / TYPE 2)  
PICK-UP

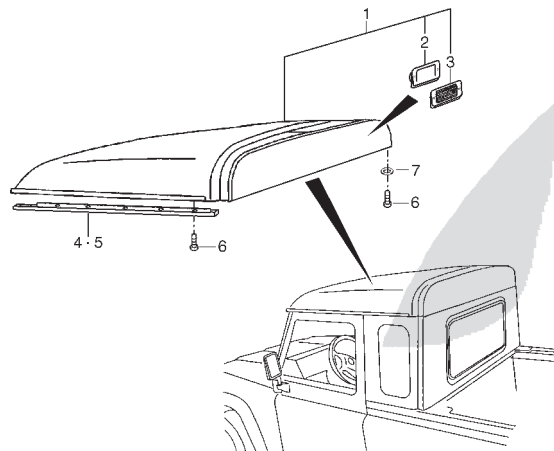
BODY

6

FIG.100A

## ROOF PANEL

REF NO.	PART NO.	DESCRIPTION	Q'TY	REMARKS
1	PS-902136	PANEL ASSY, ROOF	1	
2	PS-910947	.AIR INLET	2	
3	PS-910946	.GRILLE, AIR INLET	2	
4	730017	RAIL, FR DOOR LH	1	
5	730018	RAIL, FR DOOR RH	1	
6	PS-000065	SCREW, ROOF	19	
7	09160-06107	PLAIN WASHER	11	



BODY

6

PS-10 (TYPE 1 / TYPE 2)  
PICK-UP

FIG.101B

## GARNISH / SPLASH GUARD

REF NO.	PART NO.	DESCRIPTION	Q'TY	REMARKS
1	PS-910294	WIDE, FRONT LH	1	
2	PS-910295	WIDE, FRONT RH	1	
3	02142-06163	BOLT	40	M6
4	PS-911794	MOLDING, SIDE LH	1	
5	PS-911795	MOLDING, SIDE RH	1	
6	PS-911429	WIDE, REAR LH	1	
7	PS-911428	WIDE, REAR RH	1	
8	PS-901714	BRACKET, RR WIDE	2	
9	02142-06163	BOLT	4	

PS-10 (TYPE 1 / TYPE 2)  
PICK-UP

BODY

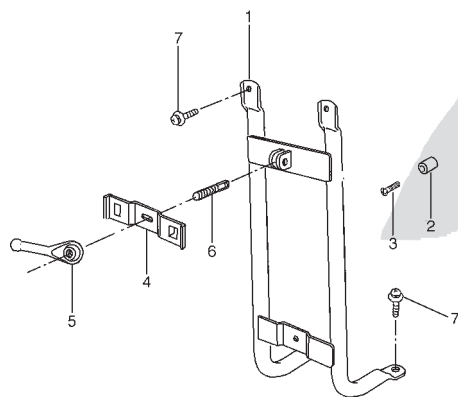
6



FIG.102A

## SPARE TYRE

REF NO.	PART NO.	DESCRIPTION	Q'TY	REMARKS
1	PS-901760	SPARE TYRE SUPPORT ASSY	1	
2	71521-56B00	RUBBER BLOCK	3	
3	02142-06203	RUBBER BLOCK SCREW	3	
4	PS-911194	SPARE TYRE GRASP	1	
5	PS-911738	THREADED HANDLE	1	
6	PS-911190	SPARE TYRE THREADED BRACKET	1	
7	02142-08163	SCREW	4	



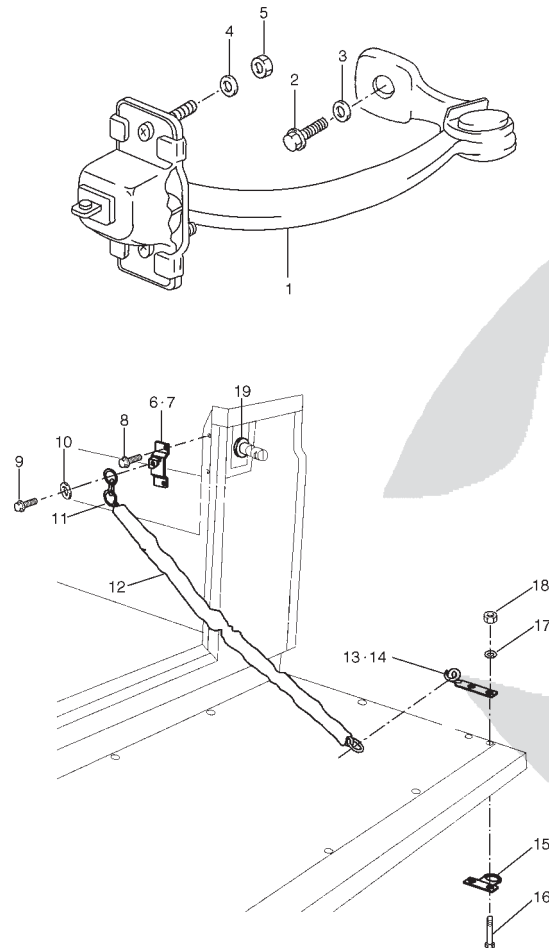
BODY

6

PS-10 (TYPE 1 / TYPE 2)  
PICK-UP

FIG.103A

## DOOR STOPPER



REF NO.	PART NO.	DESCRIPTION	Q'TY	REMARKS
1	PS-901497	STOPPER ASSY, DOOR OPEN	2	
2	01550-08203	BOLT	2	M6
3	09160-08063	WASHER	2	
4	08322-01053	PLAIN WASHER	4	
5	08310-00053	NUT	4	
6	PS-902139	BRACKET ASSY, BACK DR CHAIN LH	1	
7	PS-902138	BRACKET ASSY, BACK DR CHAIN RH	1	
8	01550-08303	BOLT	4	
9	02142-08303	BOLT	2	
10	08321A31083	WASHER	2	
11	PS-911633	CHAIN	2	
12	PS-911634	COVER, CHAIN	2	
13	PS-911666	BRACKET, CHAIN LH	1	
14	PS-911667	BRACKET, CHAIN RH	1	
15	PS-911406	PLATE, BACK DR	2	
16	PS-000100	BOLT	2	
17	08321A31063	WASHER	2	
18	08310-00063	NUT	2	
19	PS-911349	PLAIN WASHER	2	

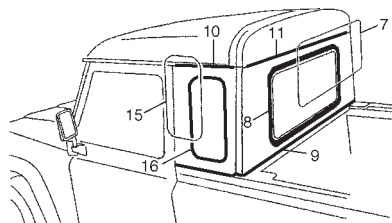
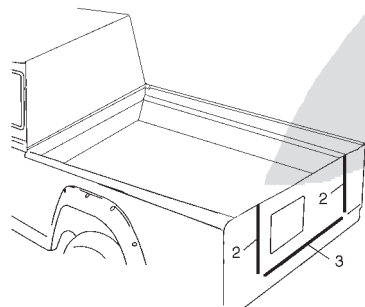
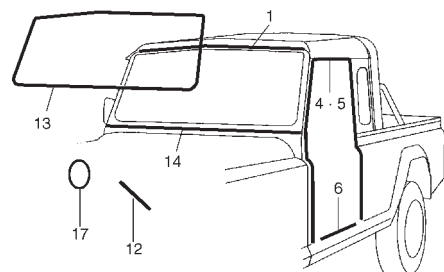
PS-10 (TYPE 1 / TYPE 2)  
PICK-UP

BODY

6

FIG.108A

## WEATHERSTRIP



REF NO.	PART NO.	DESCRIPTION	Q'TY	REMARKS
1	PS-910801	WEATHERSTRIP, ROOF	1	
2	PS-911616	WEATHERSTRIP, SIDE BACK DR	2	
3	PS-910707	RUBBER, LOWER BACK DOOR	1	
4	PS-911543	WEATHERSTRIP, FR DR LH	1	
5	PS-911544	WEATHERSTRIP, FR DR RH	1	
6	PS-910703	WEATHERSTRIP, FR DOOR	2	
7	150957	RUBBER, RR WINDOW	1	
8	150958	WEATHERSTRIP, RR WINDOW	1	
9	PS-911613	RUBBER, LOWER CABIN BACK	1	
10	PS-911614	RUBBER, UPPER SIDE BACK	2	
11	PS-911615	RUBBER, RR BACK	1	
12	PS-911006	PROTECTOR, HOOD LATCH RELEASE	1	
13	PS-910664	WEATHERSTRIP, WINDSHIELD	1	
14	PS-910802	WEATHERSTRIP, WINDSHIELD	1	
15	PS-911612	WEATHERSTRIP, WINDOW	2	
16	PS-911611	RUBBER, SIDE WINDOW	2	
17	PS-911005	PROTECTOR, AIR CLEANER	1	

BODY

6

PS-10 (TYPE 1 / TYPE 2)  
PICK-UP

FIG.109A

WINDOW GLASS

REF NO.	PART NO.	DESCRIPTION	Q'TY	REMARKS
1	PS-911531	GLASS, WINDSHIELD	1	
2	PS-911049	GLASS, FR DOOR WINDOW LH	1	
3	PS-911048	GLASS, FR DOOR WINDOW RH	1	
4	PS-911265	GLASS, SIDE	2	
5	PS-901611	GLASS, WINDOW RR	1	

PS-10 (TYPE 1 / TYPE 2)  
PICK-UP

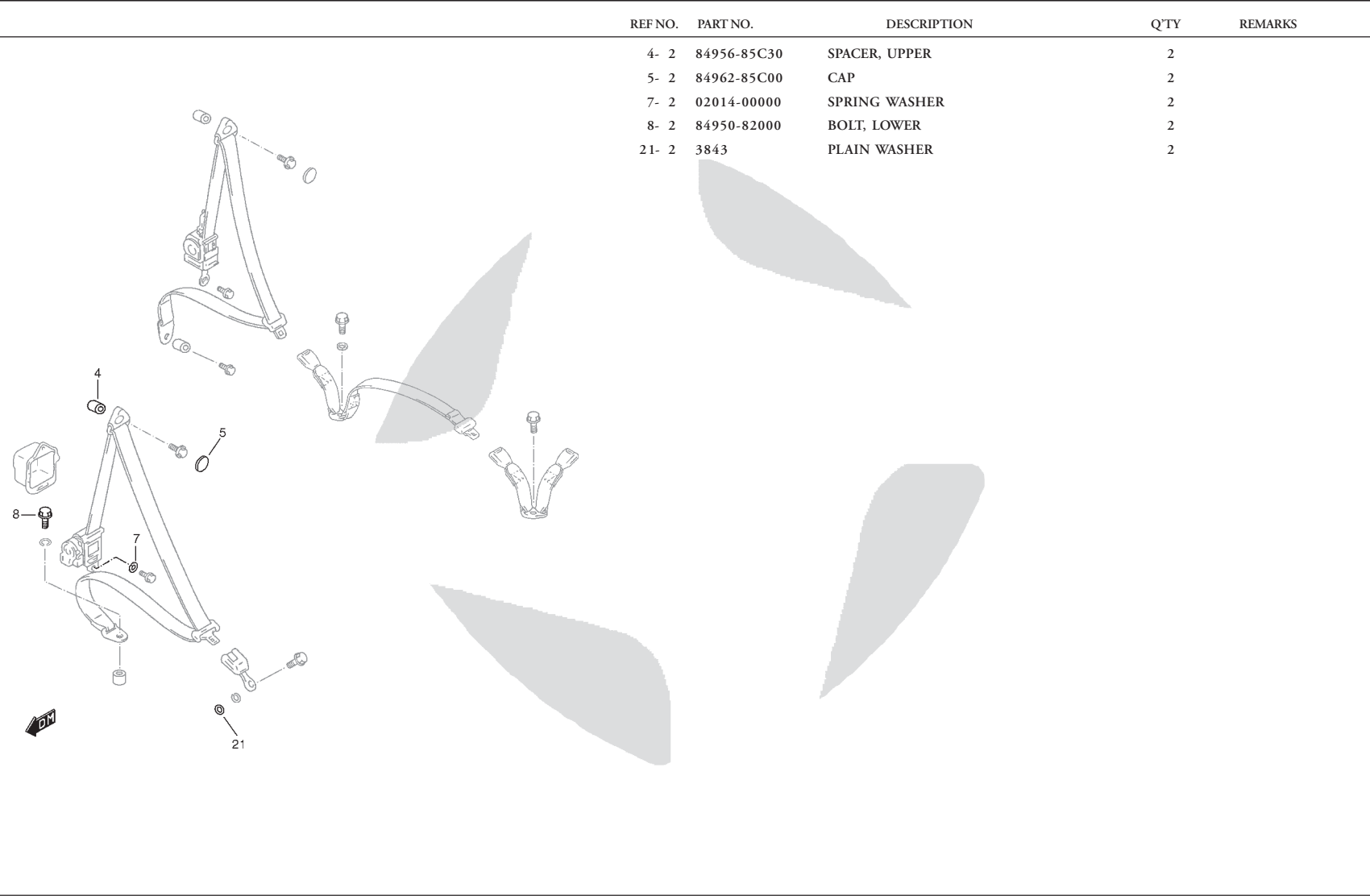
BODY

6

FIG.115

SEAT BELTS

REF NO.	PART NO.	DESCRIPTION	Q'TY	REMARKS
4-	2	84956-85C30	SPACER, UPPER	2
5-	2	84962-85C00	CAP	2
7-	2	02014-00000	SPRING WASHER	2
8-	2	84950-82000	BOLT, LOWER	2
21-	2	3843	PLAIN WASHER	2



BODY

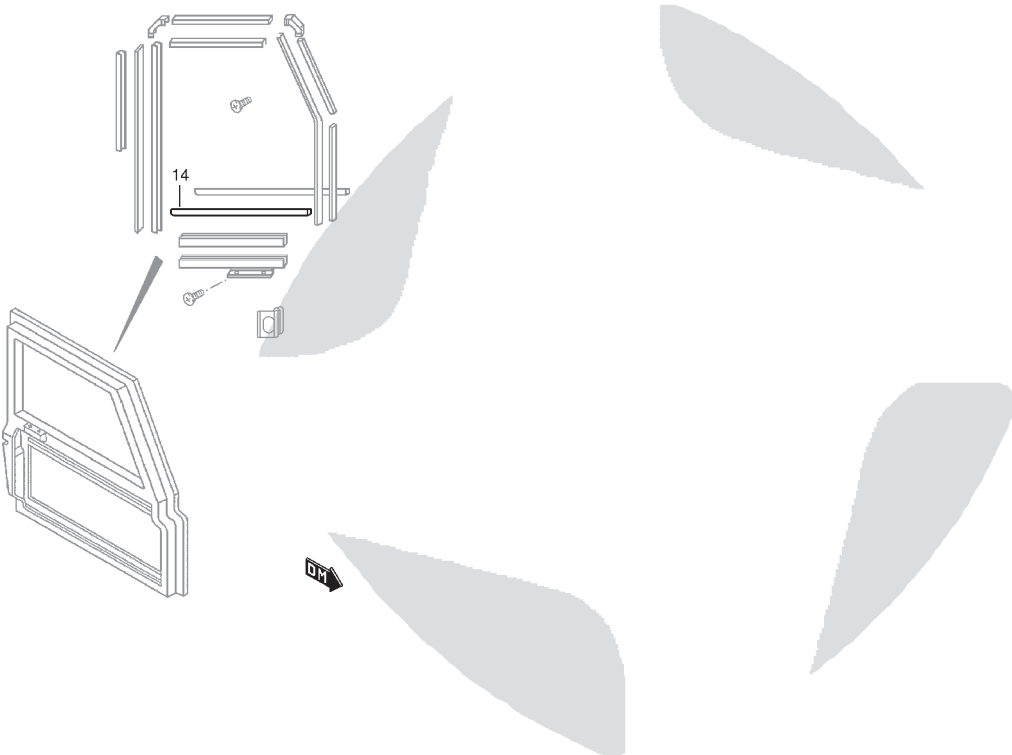
6

PS-10 (TYPE 1 / TYPE 2)  
PICK-UP

FIG.116

DOOR GLASS RUN

REF NO.	PART NO.	DESCRIPTION	Q'TY	REMARKS
14- 2	PS-911535	WEATHERSTRIP, INNER	2	



PS-10 (TYPE 1 / TYPE 2)  
PICK-UP



# PARTS NUMBER INDEX

PARTS NUMBER INDEX

7

PS-10 (TYPE 1 / TYPE 2)  
PICK UP

PART.NO	FIG.NO	-REF NO	PART.NO	FIG.NO	-REF NO	PART.NO	FIG.NO	-REF NO
0			09409-08308-T01	94B	6	84950-82000	115	8- 2
			09409A10303	99B	5	84956-85C30	115	4- 2
						84962-85C00	115	5- 2
1			150957	108A	7	A501007-000	68	19- 2
00063-85C00	98B	6						
01500-10853	90A	12						
01550-08203	103A	2						
01550-08303	103A	8	150958	108A	8	A501007-001	68	20- 2
01550-10203	89A	9	184224	87A	11	A501007-002	68	21- 2
01550-10253	87A	6				A501007-003	68	22- 2
02014-00000	115	7- 2				A501007-004	68	23- 2
02112-05163	99B	13				A910692-001	94B	12
02112-06123	88B	21						
02112-06203	94B	8						
02142-06123	88B	13	34600-84CA0	94B	14	P		
	89A	5	36210-60A00-5EH	59	7- 3			
02142-06163	101B	3	36212-60A00	59	8- 3			
	101B	9	3843	115	21- 2			
02142-06203	102A	3				PS-000009	68	13- 2
02142-08163	102A	7				PS-000065	100A	6
02142-08203	89A	10				PS-000067	99B	14
02142-08303	103A	9				PS-000080	87A	3
03112-04203	94B	13				PS-000091	87A	9
03141-05123	98B	8	59119-85C00	90A	7	PS-000100	103A	16
03211-04163	59	10- 3	59931-85C00	90A	2	PS-000111	94B	4
06006-84C00	99B	17	59934-85C00-5ES	99B	6		94B	20
08310-00053	103A	5				PS-000112	94B	5
08310-00063	103A	18				PS-000113	94B	18
08310-00083	85A	4				PS-401078	80	49
08316-10083	89A	7				PS-401085	80	11- 2
08321-31063	94B	9				PS-401094	80	1- 5
08321A31063	103A	17	71511-56B00	90A	3	PS-401095	80	37- 3
08321A31083	85A	5	71512-60A00	90A	5	PS-401097	80	47
	103A	10	71513-60A00	90A	4	PS-410155	80	24- 2
08321A31103	87A	7	71514-56B00	90A	8	PS-410156	80	45
	90A	13	71515-60A00	90A	11	PS-410157	80	46
08322-01053	103A	4	71516-85C00	90A	9	PS-410166	80	44
08322-01083	85A	15	71517-56B02	90A	10	PS-410167	80	43
08322-11103	87A	10	71521-56B00	90A	1	PS-501025	68	18- 2
09125-08002	85A	14		102A	2	PS-510021	68	6- 2
09125-84C00	88B	15	71632-83010	90A	6	PS-510027	68	12- 2
09160-06107	100A	7	730017	100A	4	PS-610166	80	48
09160-08063	103A	3	730018	100A	5	PS-610329	61	42- 2
09160-10001	87A	8				PS-610331	61	41- 3
09160-84C00	94B	10				PS-901337	86A	2
09160T08075	85A	6				PS-901338	86A	1
09163C08002	87A	4				PS-901497	103A	1
09409-07318-T01	99B	3				PS-901539	88B	19

PS-10 (TYPE 1 / TYPE 2)  
PICK-UP

PART.NO	FIG.NO	-REF NO	PART.NO	FIG.NO	-REF NO	PART.NO	FIG.NO	-REF NO
PS-901611	109A	5	PS-902221	94B	23	PS-911544	108A	5
PS-901635	88B	27	PS-902285	86A	3	PS-911547	88B	5
PS-901636	88B	28	PS-910294	101B	1	PS-911548	88B	9
PS-901642	85A	2	PS-910295	101B	2	PS-911586	99B	10
PS-901643	85A	3	PS-910513	98B	4	PS-911587	99B	11
PS-901652	85A	8	PS-910514	98B	5	PS-911590	99B	15
PS-901653	85A	9	PS-910525	85A	10	PS-911591	99B	16
PS-901655	85A	7	PS-910560	97B	3	PS-911611	108A	16
PS-901659	87A	2	PS-910574	99B	4	PS-911612	108A	15
PS-901660	87A	1	PS-910664	108A	13	PS-911613	108A	9
PS-901673	85A	1	PS-910692	94B	11	PS-911614	108A	10
PS-901674	88B	20	PS-910702	99B	12	PS-911615	108A	11
PS-901681	94B	7	PS-910703	108A	6	PS-911616	108A	2
PS-901697	88B	18	PS-910707	108A	3	PS-911633	103A	11
PS-901705	89A	3	PS-910740	94B	15	PS-911634	103A	12
PS-901706	89A	4	PS-910741	94B	16	PS-911663	40	6- 7
PS-901714	101B	8	PS-910801	108A	1	PS-911664	40	6- 8
PS-901723	85A	13	PS-910802	108A	14	PS-911666	103A	13
PS-901730	92	1- 2	PS-910909	98B	7	PS-911667	103A	14
PS-901745	88B	26	PS-910911	89A	6	PS-911688	94B	3
PS-901760	102A	1	PS-910946	100A	3	PS-911689	94B	2
PS-901844	85A	11	PS-910947	100A	2	PS-911690	99B	2
PS-901863	98B	2	PS-910976	85A	12	PS-911691	99B	1
PS-901886	87A	5	PS-910990	97B	10	PS-911694	99B	7
PS-901967	88B	3	PS-910991	97B	6	PS-911695	99B	8
PS-901968	88B	7	PS-910992	97B	7	PS-911696	99B	9
PS-901996	88B	4	PS-910996	97B	8	PS-911731	98B	3
PS-901997	88B	8	PS-911004	97B	9	PS-911733	40	6- 6
PS-902009	88B	23	PS-911005	108A	17	PS-911738	102A	5
PS-902010	88B	24	PS-911006	108A	12	PS-911764	94B	19
PS-902015	88B	12	PS-911048	109A	3	PS-911765	94B	21
PS-902121	88B	2	PS-911049	109A	2	PS-911766	94B	17
PS-902122	88B	6	PS-911077	98B	1	PS-911794	101B	4
PS-902123	88B	10	PS-911079	97B	1	PS-911795	101B	5
PS-902124	88B	11	PS-911080	97B	4			
PS-902125	88B	22	PS-911081	97B	2			
PS-902126	88B	1- 2	PS-911082	97B	5			
PS-902131	89A	2	PS-911173	88B	25			
PS-902132	89A	1	PS-911190	102A	6			
PS-902133	89A	8	PS-911194	102A	4			
PS-902135	88B	14	PS-911206	97B	11			
PS-902136	100A	1	PS-911265	109A	4			
PS-902137	88B	1- 1	PS-911349	103A	19			
PS-902138	103A	7	PS-911406	103A	15			
PS-902139	103A	6	PS-911428	101B	7			
PS-902191	88B	16	PS-911429	101B	6			
PS-902193	88B	17	PS-911531	109A	1			
PS-902211	94B	1	PS-911535	116	14- 2			
PS-902220	94B	22	PS-911543	108A	4			

-1-



## PS-10 (TYPE 1 / TYPE 2) PICK-UP **PARTS CATALOGUE**

---

1<sup>ST</sup> Edition

Printed in December, 2004

Published in December, 2004

© 2004 SANTANA MOTOR S.A. All rights reserved

No part of this document may be reproduced or transmitted in any form or by any means, electronic or mechanical, for any purpose, without the express written of SANTANA MOTOR, S.A.

SANTANA MOTOR, S.A.

Part Technical Departament

Avda. Primero de Mayo, s/n

23700 Linares, Spain

---

Reprint Prohibited (S)

**1** **INFORMATION  
ILLUSTRATION INDEX**

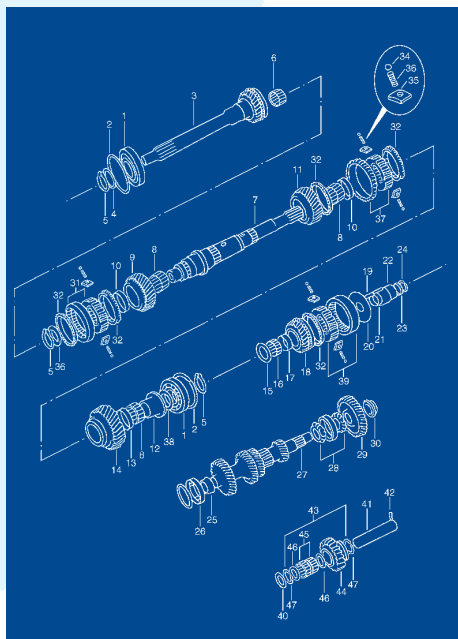
**2** **ENGINE**

**4** **ELECTRIC WIRING**

**5** **SUSPENSION  
BRAKE**

**6** **BODY**

**7** **PARTS NUMBER INDEX**

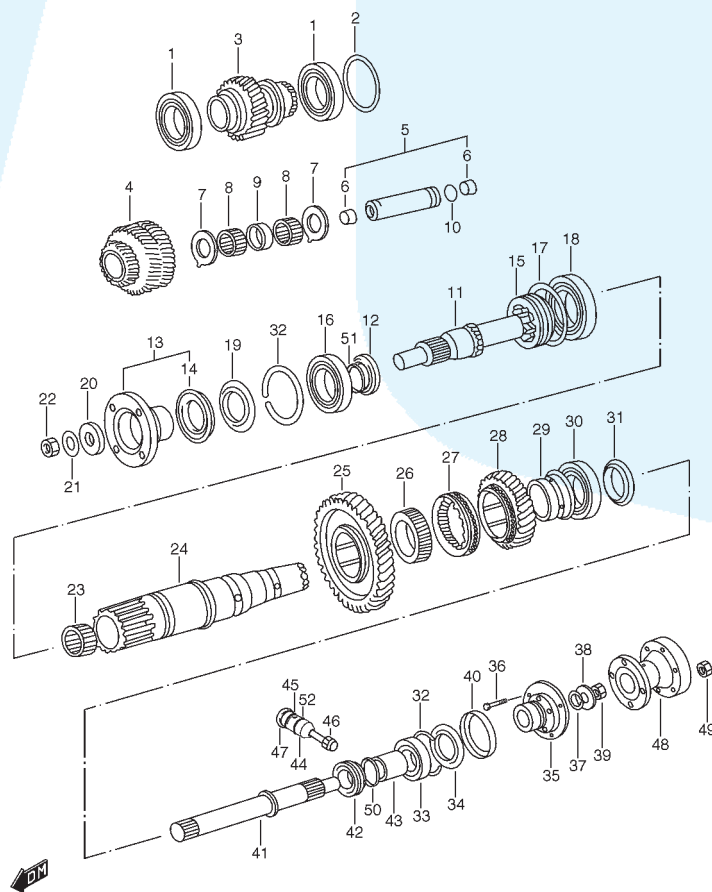


# TRANSMISION

FIG. 46

## TRANSFERENCIA

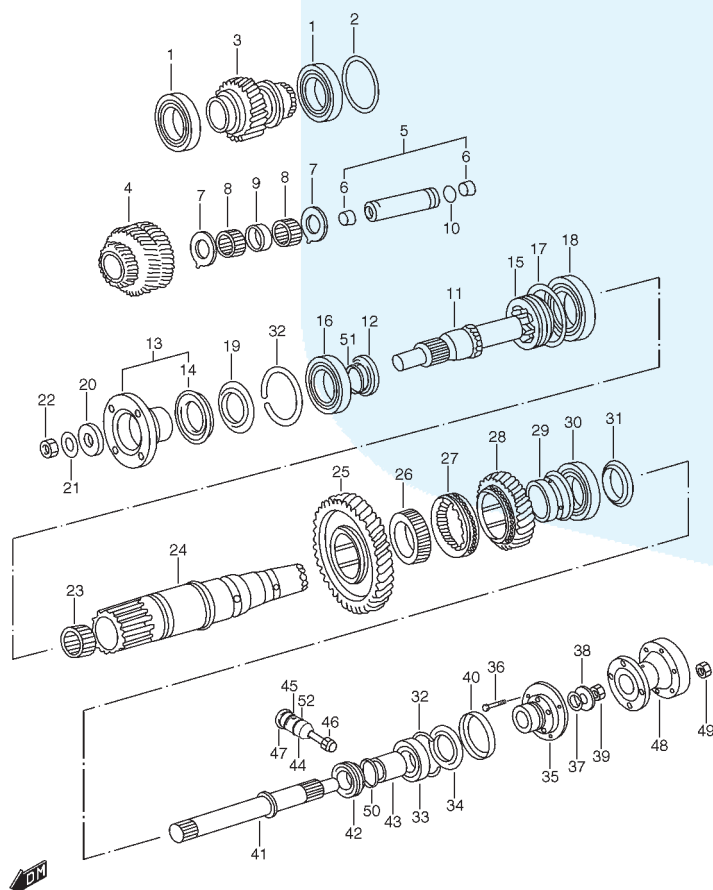
TRANSMISION



POS NO.	REFERENCIA	N.O.C.	DENOMINACION	CANTIDAD		OBSERVACIONES
				C	V	
1	FRC5564		COJINETE EJE ENTRADA	2	-	
2- 1	FRC6536		SUPLEMENTO	AR	-	T:3,20
2- 2	FRC6537		SUPLEMENTO	AR	-	T:3,25
2- 3	FRC6538		SUPLEMENTO	AR	-	T:3,30
2- 4	FRC6539		SUPLEMENTO	AR	-	T:3,35
2- 5	FRC6540		SUPLEMENTO	AR	-	T:3,40
2- 6	FRC6541		SUPLEMENTO	AR	-	T:3,45
2- 7	FRC6542		SUPLEMENTO	AR	-	T:3,50
2- 8	FRC6543		SUPLEMENTO	AR	-	T:3,55
2- 9	FRC6544		SUPLEMENTO	AR	-	T:3,60
2-10	FRC6545		SUPLEMENTO	AR	-	T:3,65
2-11	FRC6546		SUPLEMENTO	AR	-	T:3,70
2-12	FRC6547		SUPLEMENTO	AR	-	T:3,75
2-13	FRC6548		SUPLEMENTO	AR	-	T:3,80
2-14	FRC6549		SUPLEMENTO	AR	-	T:3,85
2-15	FRC6550		SUPLEMENTO	AR	-	T:3,90
2-16	FRC6551		SUPLEMENTO	AR	-	T:3,95
2-17	FRC6552		SUPLEMENTO	AR	-	T:4,00
3	FRC5428K1		ENGRANAJE ENTRADA TRANSFERENCIA	1	-	
4	FRC5426		ENGRANAJE INTERMEDIO	1	-	
5	FRC7030		C/ EJE INTERMEDIO	1	-	
6	G04099		.TAPON	2	-	
7	FRC6861		ARANDELA	2	-	
8	594290		COJINETE AGUJAS	2	-	
9	FRC6862		SEPARADOR COJINETE	1	-	

REVISION: 1  
FECHA: 01/12/04

ANIBAL MILITAR

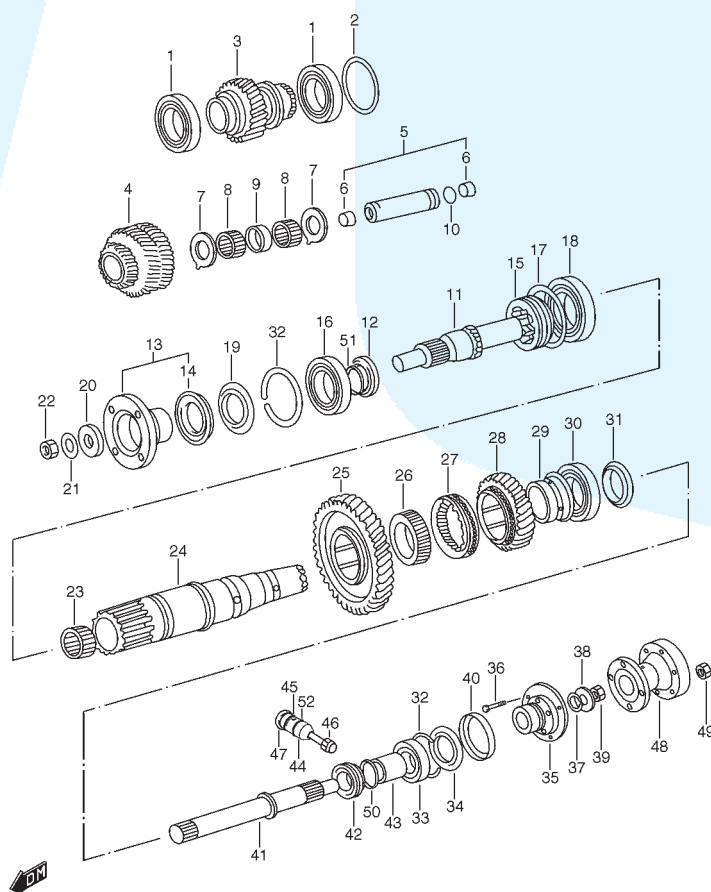


POS NO.	REFERENCIA	N.O.C.	DENOMINACION	CANTIDAD C	V	OBSERVACIONES
10	532323		ANILLO TORICO	1	-	
11	121336		EJE SALIDA DEL.	1	-	
12	121335		SEPARADOR	1	-	
13	PS-201037		C/ BRIDA SALIDA DEL.	1	-	
14	PS-210128		.GUARDAPOLVOS	1	-	
15	121337		GARRA DE ENCLAVAMIENTO	1	-	
16	214797		COJINETE EJE SALIDA DEL.	1	-	
17- 1	FRC6504		SUPLEMENTO	AR	-	T:2,00
17- 2	FRC6505		SUPLEMENTO	AR	-	T:2,05
17- 3	FRC6506		SUPLEMENTO	AR	-	T:2,10
17- 4	FRC6507		SUPLEMENTO	AR	-	T:2,15
17- 5	FRC6508		SUPLEMENTO	AR	-	T:2,20
17- 6	FRC6509		SUPLEMENTO	AR	-	T:2,25
17- 7	FRC6510		SUPLEMENTO	AR	-	T:2,30
17- 8	FRC6511		SUPLEMENTO	AR	-	T:2,35
17- 9	FRC6512		SUPLEMENTO	AR	-	T:2,40
17-10	FRC6513		SUPLEMENTO	AR	-	T:2,45
17-11	FRC6514		SUPLEMENTO	AR	-	T:2,50
17-12	FRC6515		SUPLEMENTO	AR	-	T:2,55
17-13	FRC6516		SUPLEMENTO	AR	-	T:2,60
17-14	FRC6517		SUPLEMENTO	AR	-	T:2,65
17-15	FRC6518		SUPLEMENTO	AR	-	T:2,70
17-16	FRC6519		SUPLEMENTO	AR	-	T:2,75
17-17	FRC6520		SUPLEMENTO	AR	-	T:2,80
17-18	FRC6521		SUPLEMENTO	AR	-	T:2,85

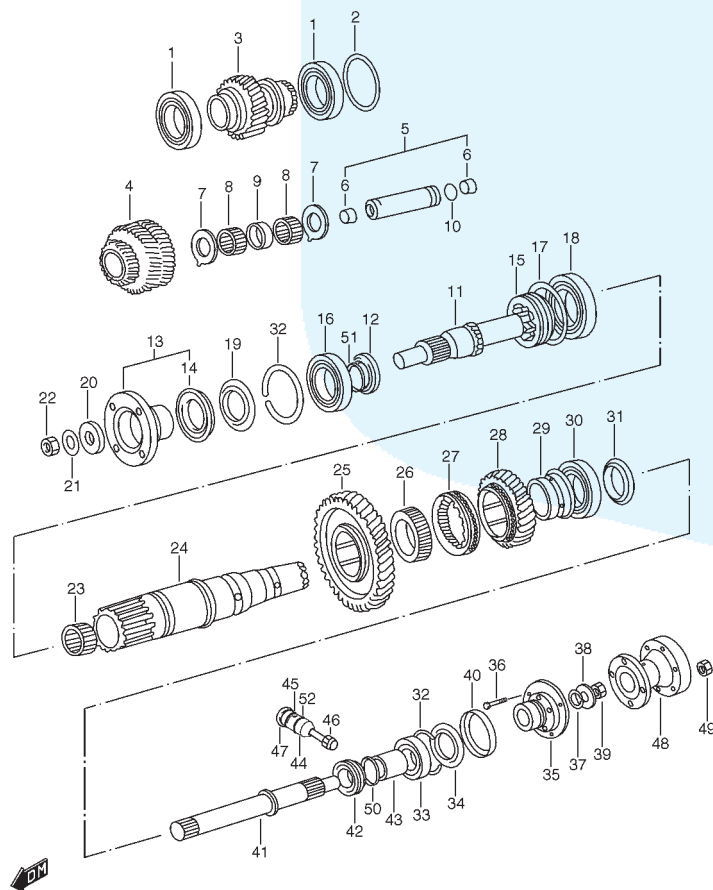
FIG. 46

## TRANSFERENCIA

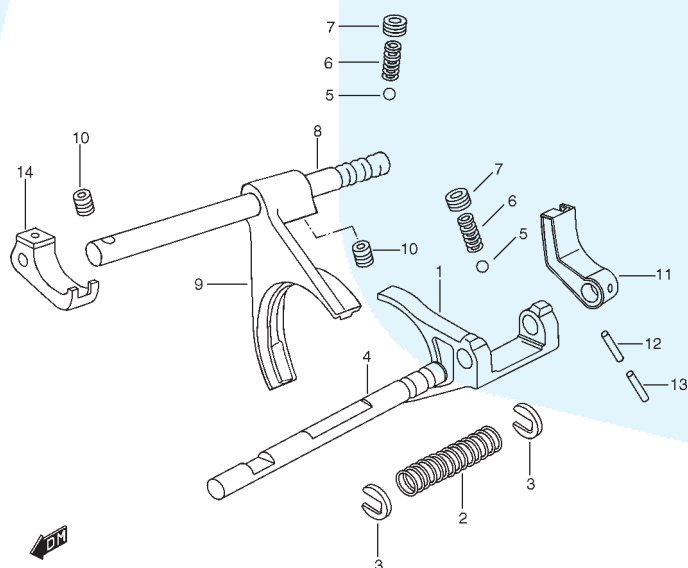
TRANSMISION



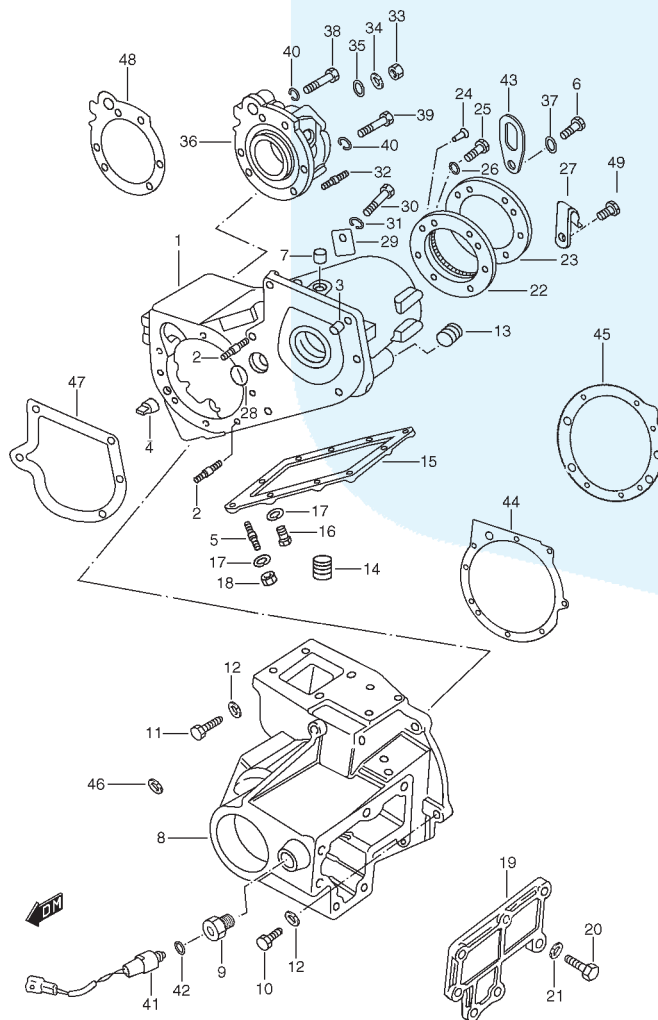
POS NO.	REFERENCIA	N.O.C.	DENOMINACION	CANTIDAD		OBSERVACIONES
				C	V	
17-19	FRC6522		SUPLEMENTO	AR	-	T:2,90
17-20	FRC6523		SUPLEMENTO	AR	-	T:2,95
17-21	FRC6524		SUPLEMENTO	AR	-	T:3,00
17-22	FRC6525		SUPLEMENTO	AR	-	T:3,05
17-23	FRC6526		SUPLEMENTO	AR	-	T:3,10
17-24	FRC6527		SUPLEMENTO	AR	-	T:3,15
17-25	FRC6528		SUPLEMENTO	AR	-	T:3,20
17-26	FRC6529		SUPLEMENTO	AR	-	T:3,25
18	127480		COJINETE EJE PRINCIPAL	1	-	
19	PS-210120		RETEN	1	-	
20	FRC2464		ARANDELA SELLANTE	1	-	
21	571468		ARANDELA BRIDA	1	-	
22	NY120041		TUERCA AUTOFRENANTE	1	-	
23	FRC5498		COJINETE AGUJAS	1	-	
24	FRC6069		EJE PRINCIPAL	1	-	
25	PS-210133		ENGRANAJE SALIDA BAJAS	1	-	
26	FRC5681		NUCLEO MANGUITO ALTA/BAJA	1	-	
27	PS-210144		MANGUITO ALTA/BAJA	1	-	
28	PS-210197		ENGRANAJE SALIDA ALTAS	1	-	
29	FRC5436		CASQUILLO ENGRANAJE ALTAS	1	-	
30	711420		COJINETE TRAS. EJE PRINCIPAL	1	-	
31	FRC6098		TUERCA EJE PRINCIPAL	1	-	
32	216962		ANILLO ELASTICO	2	-	
33	214797		COJINETE EJE SALIDA TRAS.	1	-	
34	PS-210120		RETEN	1	-	



POS NO.	REFERENCIA	N.O.C.	DENOMINACION	CANTIDAD		OBSERVACIONES
				C	V	
35	PS-210145		BRIDA DE ARRASTRE	1	-	
36	PS-000115		TORNILLO TAMBOR FRENO	4	-	
37	FRC2464		ARANDELA SELLANTE	1	-	
38	571468		ARANDELA BRIDA	1	-	
39	NY120041		TUERCA AUTOFRENANTE	1	-	
40	571970		RECOGEDOR ACEITE	1	-	
41	FRC5450		EJE SALIDA TRAS.	1	-	
42	FRC3162		SINFIN DE VELOCIMETRO	1	-	
43	FRC5446		SEPARADOR SINFIN	1	-	
44	PS-210168		ALOJ. SINFIN	1	-	
45	29977-80050		ANILLO TORICO, EJE SINFIN NO.2	1	-	
46	PS-210154		EJE Y PIÑON VELOCIMETRO	1	-	
47	121523		RETEN	1	-	
48	PS-210179		BRIDA TRASERA	1	-	
49	42421-85C00		TUERCA	4	-	
50	PS-210125		ANILLO TORICO EJE SALIDA TRAS.	1	-	
51	PS-210126		ANILLO TORICO EJE SALIDA DEL.	1	-	
52	PS-210193		ANILLO TORICO, EJE SINFIN NO.1	1	-	

[illegible]



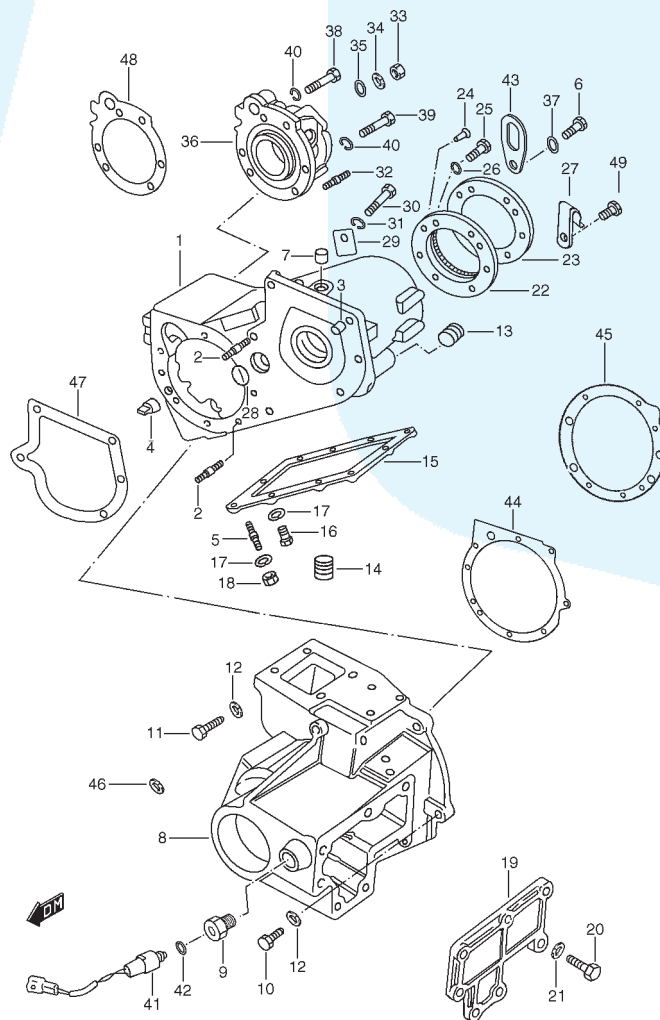


POS NO.	REFERENCIA	N.O.C.	DENOMINACION	CANTIDAD C V	OBSERVACIONES
1	PS-210194		CARTER DE TRANSFERENCIA	1 -	
2	FRC5595		.ESPARRAGO	1 -	
3	FRC2482		.FIJA CARTER EXTENSION	2 -	
4	FRC5594		.FIJACION ALOJ. SALIDA DEL.	1 -	
5	01411-08203		.ESPARRAGO	2 -	
6	SH110251		TORNILLO ENGANCHE TRAS.	2 -	
7	UKC0024		TAPON	1 -	
8	PS-210045		CARTER SALIDA DEL.	1 -	
9	PS-210046		TUERCA INTERRUPTOR 4X4	1 -	
10	01500-08253		TORNILLO	7 -	
11	BH108081		TORNILLO CARTER DEL.	1 -	
12	08321A31083		ARANDELA MUELLE	8 -	
13	FRC3412		TAPON LLENADO	1 -	
14	FRC3412		TAPON DE VACIADO	1 -	
15	PS-210030		TAPA INE CARTER	1 -	
16	09103-08247		TORNILLO	8 -	
17	08321A31083		ARANDELA MUELLE	10 -	
18	08310-00083		TUERCA	2 -	
19	PS-210029		TAPA LAT.	1 -	
20	SH108251		TORNILLO TAPA LAT.	7 -	
21	08321A31083		ARANDELA MUELLE	7 -	
22	FRC6943		ALOJ. COJINETE EJE ENTRADA	1 -	
23	FRC5668		TAPA TOMA DE FUERZA	1 -	
24	SA108251		TORNILLO	2 -	
25	BH110071		TORNILLO	4 -	

FIG. 48

## CARTER TRANSFERENCIA

TRANSMISION



POS NO.	REFERENCIA	N.O.C.	DENOMINACION	CANTIDAD		OBSERVACIONES
				C	V	
26	WL110001		ARANDELA MUELLE	6	-	
27	240407		CLIP	1	-	
28	FRC5419		ANILLO TORICO	1	-	
29	FRC5494		PLACA DE RETENCION	1	-	
30	SH108201		TORNILLO	1	-	
31	08321A31083		ARANDELA MUELLE	1	-	
32	PS-000031		ESPARRAGO	4	-	
33	08310-00103		TUERCA	4	-	
34	08321A31103		ARANDELA GROWER	4	-	
35	PS-000032		ARANDELA PLANA	4	-	
36	PS-210146		CARTER TACOMETRO	1	-	
37	WA110061		ARANDELA PLANA	5	-	
38	SH110251		TORNILLO	5	-	
39	BH110091		TORNILLO	1	-	
40	WL110001		ARANDELA MUELLE	6	-	
41	PS-610022		C/ INTERRUPTOR 4X4	1	-	
42	21945-85C30		ARANDELA	1	-	
43	PS-210088		SOPORTE ENGANCHE TRAS.	2	-	
44	PS-210090		JUNTA CARTER SALIDA DEL.	1	-	
45	PS-210103		JUNTA ALOJ. TRANSFER. EJE PRINCIPAL	1	-	
46	02057-86CA0		ARANDELA	8	-	
47	PS-210094		JUNTA CARTER SALIDA	1	-	
48	PS-210093		JUNTA CARTER TACOMETRO	1	-	
49	09128-06032		TORNILLO CABLE	1	-	

SUBJECT		
:	NE	
AFFECTED MODELS	:	PS-10
V.I.N. OR ENGINE N°	:	SEE NOTES

**CATALOGUE REFERENCES: 790960-021**

**THIS BULLETIN CANCELS PREVIOUS ONE WITH REF. PS-009/04-I DATED 26-03-2004**

This Service Bulletin informs you about the new Frame Assy and Front Brackets for Engine, affecting to all PS-10 vehicles.

Service Bulletin PS-009/04 gave information about these modifications, but they were not given correctly, so we kindly ask you to modify your catalogues with the information given in this Bulletin.

- 1) **Fig. 80. Old Frames are modified to the New References, and New Cushion and Fixation must be fitted.**
- 2) **Fig. 36. Engine Brackets and Fixations (NEW) are mountable from VIN shown in NOTE 2.**
- 3) **Fig. 36. Engine Brackets and Fixations (OLD), are mountables UP TO VIN shown in NOTE 1, always it has not been changed to the New Frame.**

***After these explanations, please find modifications in affected Figures of the Catalogue***

**FIG. 36**

**Pos. 1 and Pos. 2** will only fit in vehicles with Old Frames (**NOTE 1**).

**Pos. 3** fits according to **NOTE 1**, **pos. 3-1** Ref. **PS-101022** "Front Bracket Assy, R/H" is created to be assembled according **NOTE 2**.

**Pos. 4** fits according to **NOTE 1**, **pos. 4-1** Ref. **PS-101021** "Front Bracket Assy, L/H" is created to be assembled according **NOTE 2**.

**Pos. 5** Ref. **01550-10253** "Front Bracket Bolt" is replaced by Ref. **01500-12303** "Front Bracket Bolt", affecting to all vehicles

**Pos. 6** fits according to **NOTE 1**, **pos. 6-1** Ref. **09160-12085** "Washer" is created to be assembled according **NOTE 2**.

**Pos. 7** fits according to **NOTE 1**, **Pos. 7-1** Ref. **PS-110088** "Front Support, Cushion, R/H" and **Pos. 7-2** Ref. **PS-110089** "Front Support, Cushion, L/H" are created to be assembled according **NOTE 2**.

**Pos. 8** will only be fitted on Old Frames (**NOTE 1**).

**Pos. 9**, Ref. **09160-10119** "Plain Washer" is replaced by Ref. **09160-12085** "Plain Washer" being fitted according to **NOTE 1** and **NOTE 2**

**Pos. 10** fits according to **NOTE 1**, **Pos. 10-1** Ref. **PS-000103** "Upper Fixation, Auto-brake Nut" is created to be assembled according **NOTE 2**.

**Pos. 16** fits according to **NOTE 1**, **Pos. 16-1** Ref. **09160-12085** "Plain Washer" is created to be assembled according **NOTE 2**.

SPARE PARTS		
REFERENCE N°	:	PS-009/04-I2
DATE	:	18-05-2004
PAGE	:	2 / 4

**FIG.36 ENGINE MOUNTING**

POS.N	REFERENCE	DESCRIPTION	QTY.	REMARKS
1	PS-110017	CUSHION, FR BRACKET	2	SEE NOTE 1
3	PS-101006	BRACKET ASSY, FR R/H	1	SEE NOTE 1
3-1	PS-101022	BRACKET ASSY, FR R/H	1	SEE NOTE 2
4	PS-101007	BRACKET ASSY, FR L/H	1	SEE NOTE 1
4-1	PS-101021	BRACKET ASSY, FR L/H	1	SEE NOTE 2
5	01550-10253	BOLT	8	ORDER → 01550-12303
5	01500-12303	BOLT	8	M12X1.5X30
6	08321A31123	SPRING WASHER	8	NOTE 1
6-1	09160-12085	SPRING ASSY	8	NOTE 2
7	PS-110015	CUSHION, FR SUPPORT (SILENTBLOCK)	2	SEE NOTE 1
7-1	PS-110088	CUSHION, ENGINE FR SUPPORT R/H	1	SEE NOTE 2
7-2	PS-110089	CUSHION, ENGINE FR SUPPORT L/H	1	SEE NOTE 2
8	PS-110016	PLATE	2	SEE NOTE 1
9	09160-10119	PLAIN WASHER	2	ORDER → 09160-12085
9	09160-12085	UPPER FIXATION, PLAIN WASHER (SILENTBLOCK)	4	SEE NOTE 1 and NOTE 2
10	59119-85C00	AUTO-BRAKE NUT	4	SEE NOTE 1
10-1	PS-000103	UPPER FIXATION, AUTO-BRAKE NUT (SILENTBLOCK)	4	SEE NOTE 2
16	09160-12073	PLAIN WASHER, LOWER FIXATION (SILENTBLOCK)	4	SEE NOTE 1
16-1	09160-12085	PLAIN WASHER, LOWER FIXATION (SILENTBLOCK)	4	SEE NOTE 2

The rest of positions correspond to Rear Engine Brackets that have not suffered any modifications at the moment.

In FIG. 80 you must take note of the following modifications:

Pos. 1, Ref. PS-401000 is MODIFIED by Ref. PS-401082 "FRAME / replacement of Ref. PS-401000, (See NOTE 2).

SPARE PARTS		
REFERENCE N°	:	PS-009/04-I2
DATE	:	18-05-2004
PAGE	:	3 / 4

Pos. 11, Ref. PS-401051 is fitted according to NOTE 1, pos. 11-1 Ref. PS-401085 "BRACKET ASSY, ENGINE L/H" and Pos. 11-2 Ref. PS-401056 "REINFORCEMENT BRACKET ASSY, ENGINE L/H" are created to be assembled according NOTE 2

Pos. 24, Ref. PS-401052 is fitted according to NOTE 1, y pos. 24-1 Ref. PS-410155 "BRACKET ASSY, ENGINE R/H" and Pos. 24-2 Ref. PS-410157 "REINFORCEMENT BRACKET ASSY, ENGINE R/H" are created to be assembled according NOTE 2

## FIG.80 CHASSIS FRAME

POS.Nº	REFERENCE	DESCRIPTION	QTY.	REMARKS
1	PS-401000	FRAME ASSY	1	USE PS-401082
1	PS-401082	FRAME ASSY	1	SEE NOTE 2
11	PS-401051	BRACKET ASSY, ENGINE L/H	1	SEE NOTE 1
11-1	PS-401085	BRACKET ASSY, ENGINE L/H	1	SEE NOTE 2
11-2	PS-401056	REINFORCEMENT BRACKET ASSY, ENGINE L/H	1	SEE NOTE 2
24	PS-401052	BRACKET ASSY, ENGINE R/H	1	SEE NOTE 1
24-1	PS-410155	BRACKET ASSY, ENGINE R/H	1	SEE NOTE 2
24-2	PS-410157	REINFORCEMENT BRACKET ASSY, ENGINE R/H	1	SEE NOTE 2

**NOTE 1:** Vehicles with VIN nº previous to the New Frame Assy and Fixations.

NOTE 1	TYPE 1	UP TO VIN: ~ VSFPSW10V00100093 ← <u>YAND ALSO VIN:</u> VSFPSW10V00100095
	TYPE 2	UP TO VIN: ~ VSFPSW20V00100740 ← <u>AND ALSO VINs:</u> DESDE VSFPSW20V00100768; HASTA VSFPSW20V00100771. DESDE VSFPSW20V00100773; HASTA VSFPSW20V00100777.

SPARE PARTS		
REFERENCE N°	:	PS-009/04-I2
DATE	:	18-05-2004
PAGE	:	4 / 4

**NOTE 2: FROM 1<sup>a</sup>, Vehicle with New Frame Assy, Onwards →.**  
For replacement of Frame Assy from the Old one (NOTE 1).

NOTE 2	TYPE 1	FROM VIN: VSFPSW10V00100096~ →  <u>AND ALSO VIN:</u> VSFPSW10V00100094
	TYPE 2	FROM VIN: VSFPSW20V00100778 ~ →  <u>AND ALSO VINs</u> VSFPSW20V00100767 and VSFPSW20V00100772

Thanks to modify your catalogues according to information given in this Bulletin

Fdo: Juan Morales López  
Asesor Técnico

